

US00D494489S1

(12) **United States Design Patent**  
**Tulloch**

(10) **Patent No.:** **US D494,489 S**

(45) **Date of Patent:** **\*\* Aug. 17, 2004**

(54) **PORTABLE CELLULAR ALERT DEVICE**

(76) **Inventor:** **Leroy Tulloch**, 131 Willoughby Lane,  
London (GB), N17 0RT

(\*\*) **Term:** **14 Years**

(21) **Appl. No.:** **29/182,647**

(22) **Filed:** **May 30, 2003**

(51) **LOC (7) Cl.** ..... **10-05**

(52) **U.S. Cl.** ..... **D10/106; D13/168; D13/DIG. 14;**  
**D13/218**

(58) **Field of Search** ..... **D10/104, 106,**  
**D10/116; 340/541, 540, 546, 545.2, 545.3,**  
**565-567, 539.11, 571, 573.4; D14/218;**  
**D13/168; 348/734; 455/566**

(56) **References Cited**

**U.S. PATENT DOCUMENTS**

D186,075 S	*	9/1959	Ford	.....	D13/168
D307,605 S	*	5/1990	Podall	.....	D20/18
D308,758 S	*	6/1990	Chien	.....	D3/208
D333,636 S	*	3/1993	Issa	.....	D10/106
D341,837 S	*	11/1993	Curbbun	.....	D14/218
D348,435 S	*	7/1994	Farinelli et al.	.....	D13/168
D350,494 S	*	9/1994	Hwang	.....	D10/106
5,365,217 A	*	11/1994	Toner	.....	340/539.11
D362,695 S	*	9/1995	Waldhelm	.....	D21/513
5,457,448 A	*	10/1995	Totsuka et al.	.....	340/825.72
5,499,014 A	*	3/1996	Greenwaldt	.....	340/539.11
D374,693 S	*	10/1996	Osborne	.....	D21/513
D375,696 S	*	11/1996	Seki et al.	.....	D10/104

D377,320 S	*	1/1997	McGuire	.....	D10/104
D377,458 S	*	1/1997	Tsui	.....	D10/104
D390,830 S	*	2/1998	Issa	.....	D13/168
D391,878 S	*	3/1998	Alleyne	.....	D10/104
D392,944 S	*	3/1998	Issa	.....	D13/168
5,892,447 A	*	4/1999	Wilkinson	.....	340/573.4
D414,128 S	*	9/1999	Toyota	.....	D10/104
D426,220 S	*	6/2000	Sampson	.....	D14/142
D468,005 S	*	12/2002	Bailey	.....	D23/328
D478,325 S	*	8/2003	Berthold et al.	.....	D14/142
D479,708 S	*	9/2003	Hwang et al.	.....	D13/168
D483,683 S	*	12/2003	Brown et al.	.....	D10/106

\* cited by examiner

*Primary Examiner*—Jeffrey Asch

(57) **CLAIM**

The ornamental design for a portable cellular alert device, as shown and described.

**DESCRIPTION**

FIG. 1 is a top view of a portable cellular alert device showing my new design.

FIG. 2 is a bottom view of the portable cellular alert device.

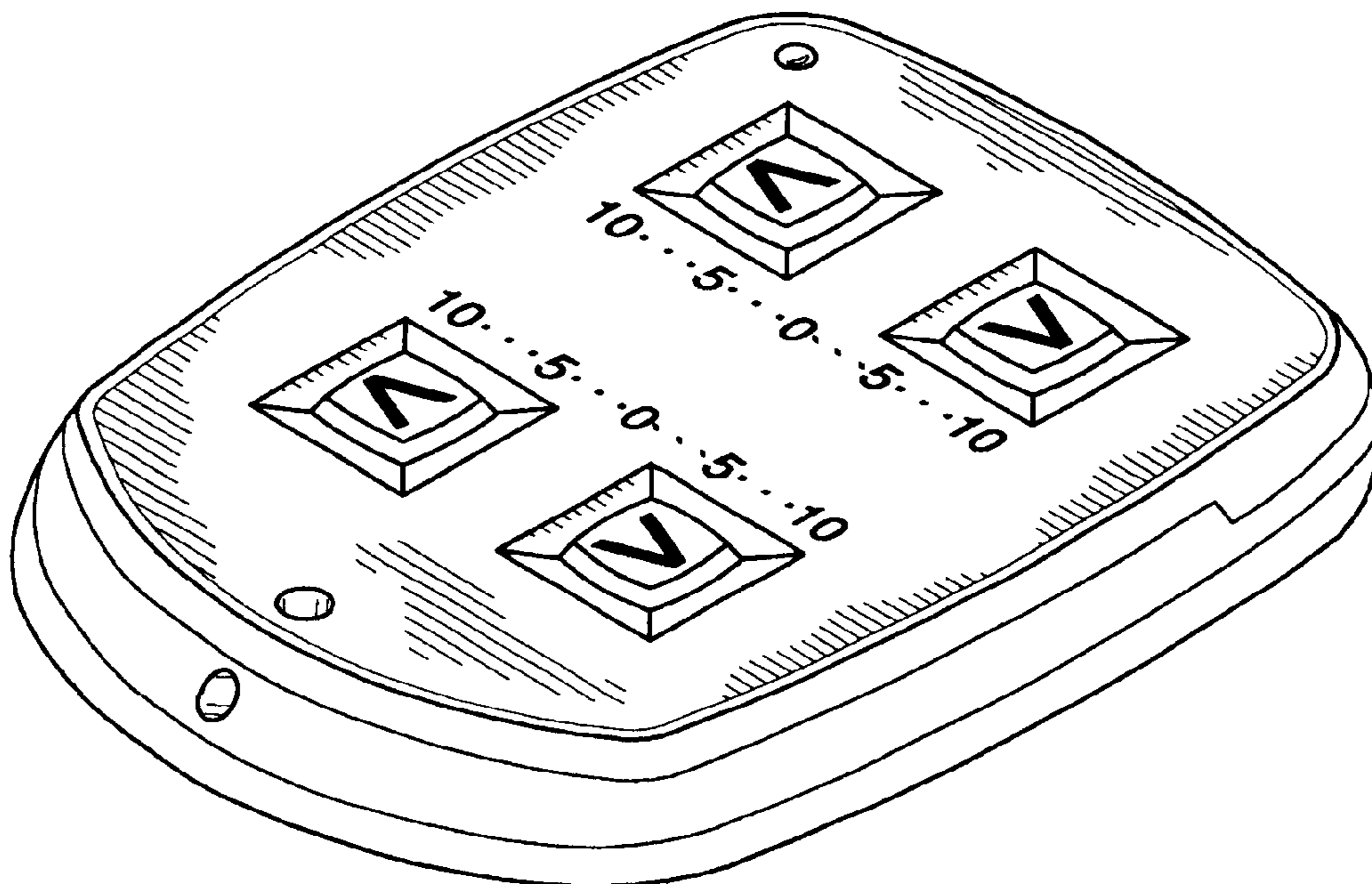
FIG. 3 is a left side elevated view of the portable cellular alert device.

FIG. 4 is a front view of the portable cellular alert device.

FIG. 5 is a back view of the portable cellular alert device; and,

FIG. 6 is a perspective view of the portable cellular alert device.

**1 Claim, 3 Drawing Sheets**



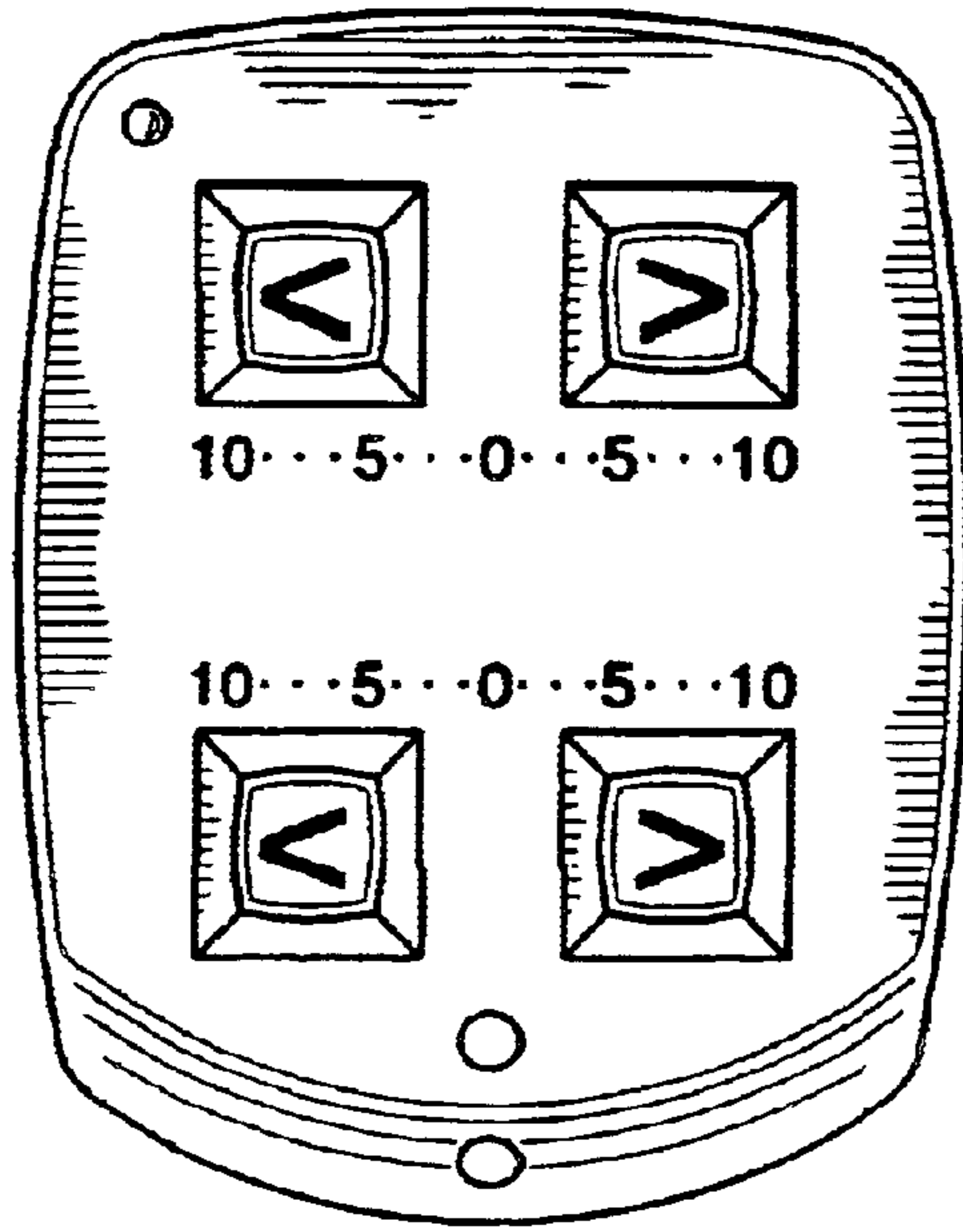


FIG. 1




FIG. 2



FIG.3

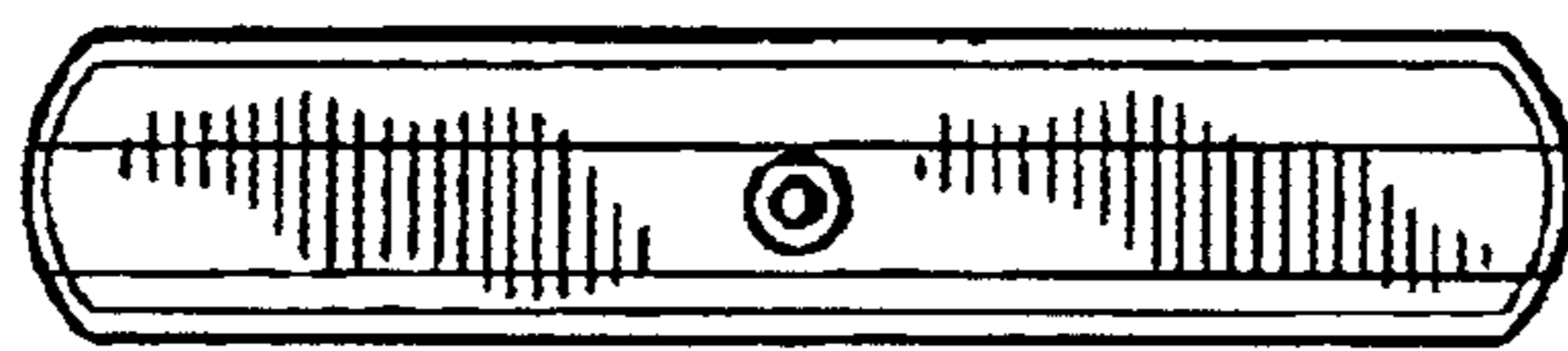


FIG.4



FIG.5

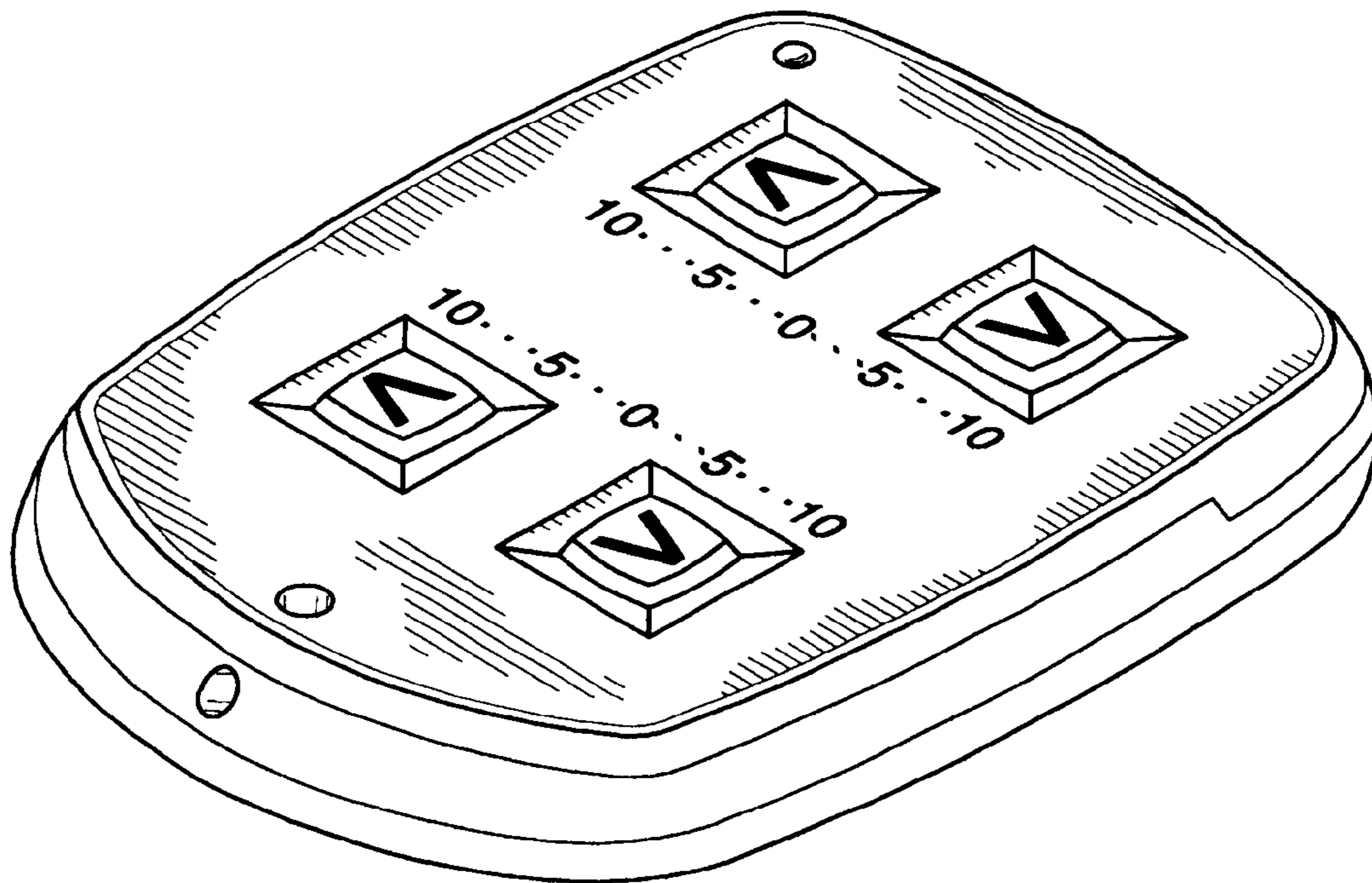


FIG.6