

US00D494476S1

(12) **United States Design Patent**  
**Cwynar-Laska et al.**

(10) **Patent No.: US D494,476 S**

(45) **Date of Patent: \*\* Aug. 17, 2004**

(54) **BOTTLE**

(75) Inventors: **Agnieszka Cwynar-Laska**, Krakow (PL); **Marta Spodar**, Krakow (PL)

(73) Assignee: **Destylarnia Sobieski S.A.**, Starogard Gdanski (PL)

(\*\*) Term: **14 Years**

(21) Appl. No.: **29/160,203**

(22) Filed: **May 6, 2002**

(51) **LOC (7) Cl. .... 09-01**

(52) **U.S. Cl. .... D9/560**

(58) **Field of Search** ..... D9/500, 516, 520, D9/544-546, 559, 560, 571-574, 522; 215/381-384, 396, 398, 400; 222/321.1-321.9, 383; D28/91.1

(56) **References Cited**

**U.S. PATENT DOCUMENTS**

D36,656 S	*	12/1903	Hothersall	.....	D9/560
1,611,443 A	*	12/1926	Vionnet	.....	222/542
D72,687 S	*	5/1927	De Wagner	.....	D9/560
D81,633 S	*	7/1930	Ritz	.....	D9/520
D259,173 S	*	5/1981	Lauren	.....	D9/560
D264,183 S	*	5/1982	Schultz	.....	D9/560 X
D267,076 S	*	11/1982	Hurtig	.....	D9/520
D270,331 S	*	8/1983	Benson	.....	D9/520
4,460,090 A	*	7/1984	Paoletti	.....	215/386 X
D344,458 S	*	2/1994	Bruce	.....	D9/546
5,803,287 A	*	9/1998	Kusz	.....	215/330

D452,455 S	*	12/2001	Rimes	.....	D11/2
D454,502 S	*	3/2002	Legros	.....	D9/544

**OTHER PUBLICATIONS**

Miniature Perfume Bottles: Minis, Mates, and More, Jeri Lyn Ringblum, "Jolie Madame", Launch date 1953, p. 211, middle right of page, Schiffler Pub. Co., PA, © 1996.\*  
Commercial Fragrance Bottles, by J.D. Ball & D.H. Torem, Schiffler, p. 132, top right of page, Pub. Co., PA, © 1993.\*  
Duraglas Containers—Drug, Chemical, & Toiletry Industries, Owens-Illinois Glass Co., OH, © 1962, "Squares-(D) A-4849", p. 18, middle of page, and Squares-(H) A-10023, p. 18, upper right of page.\*

\* cited by examiner

*Primary Examiner*—Carol Rademaker

(74) *Attorney, Agent, or Firm*—Horst M. Kasper

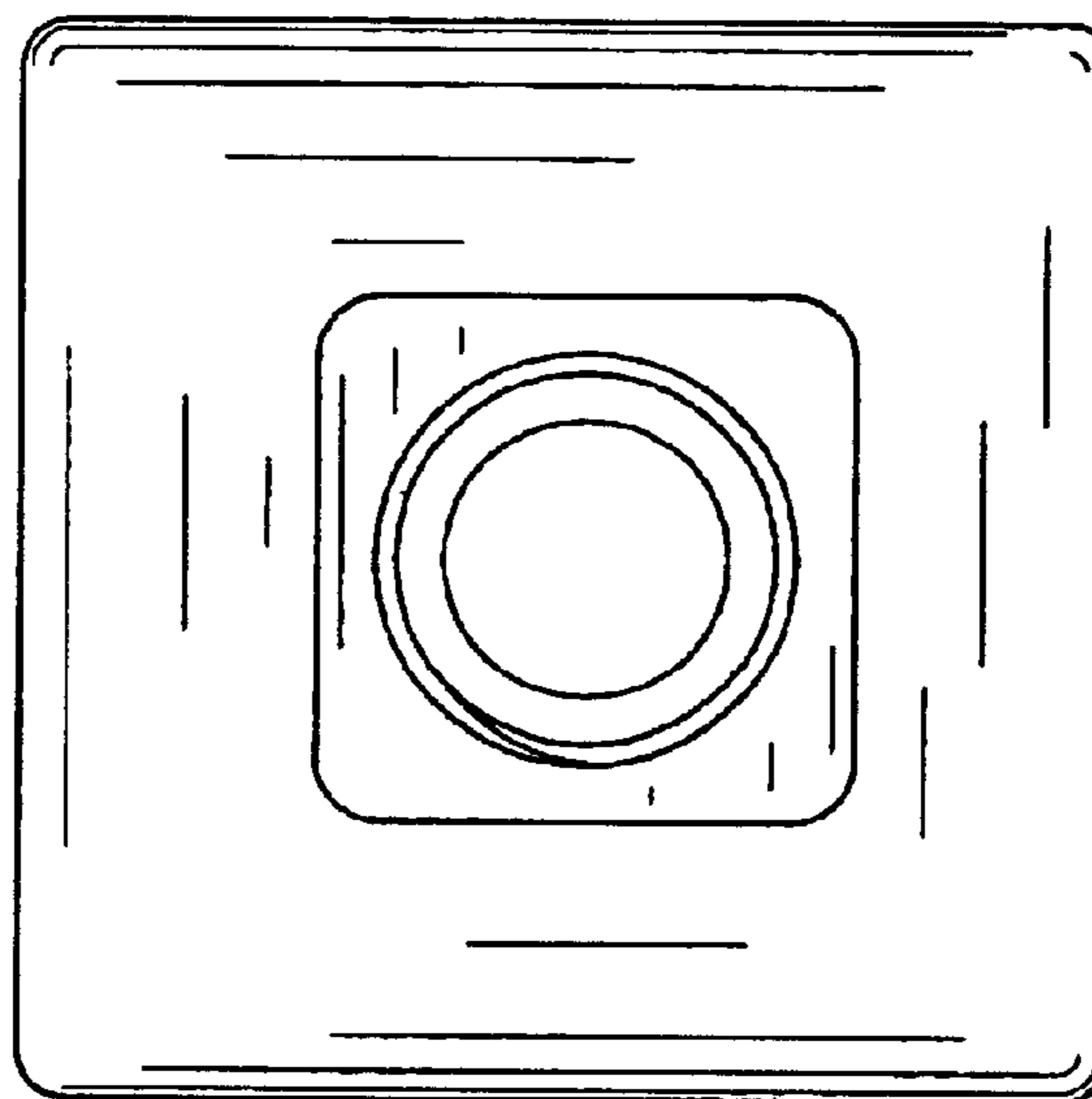

(57) **CLAIM**

The ornamental design for a bottle, as shown and described.

**DESCRIPTION**

FIG. 1 is an elevational view of a bottle showing my new design;  
FIG. 2 is a top plan view thereof; and,  
FIG. 3 is a bottom plan view thereof.  
The broken lines shown in the drawings are for environmental purposes only and form no part of the claimed design.

**1 Claim, 3 Drawing Sheets**






Fig. 1

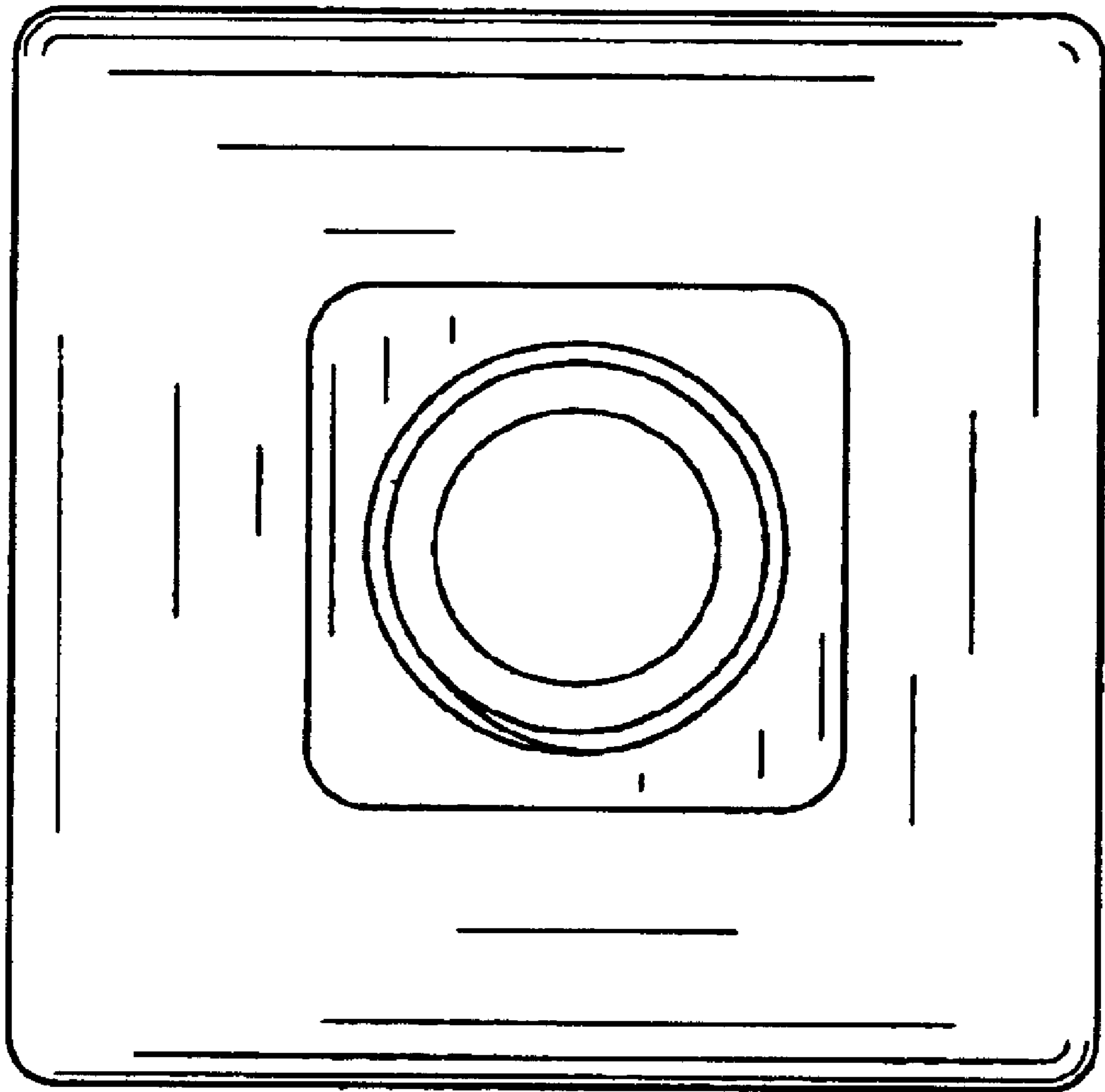


Fig. 2

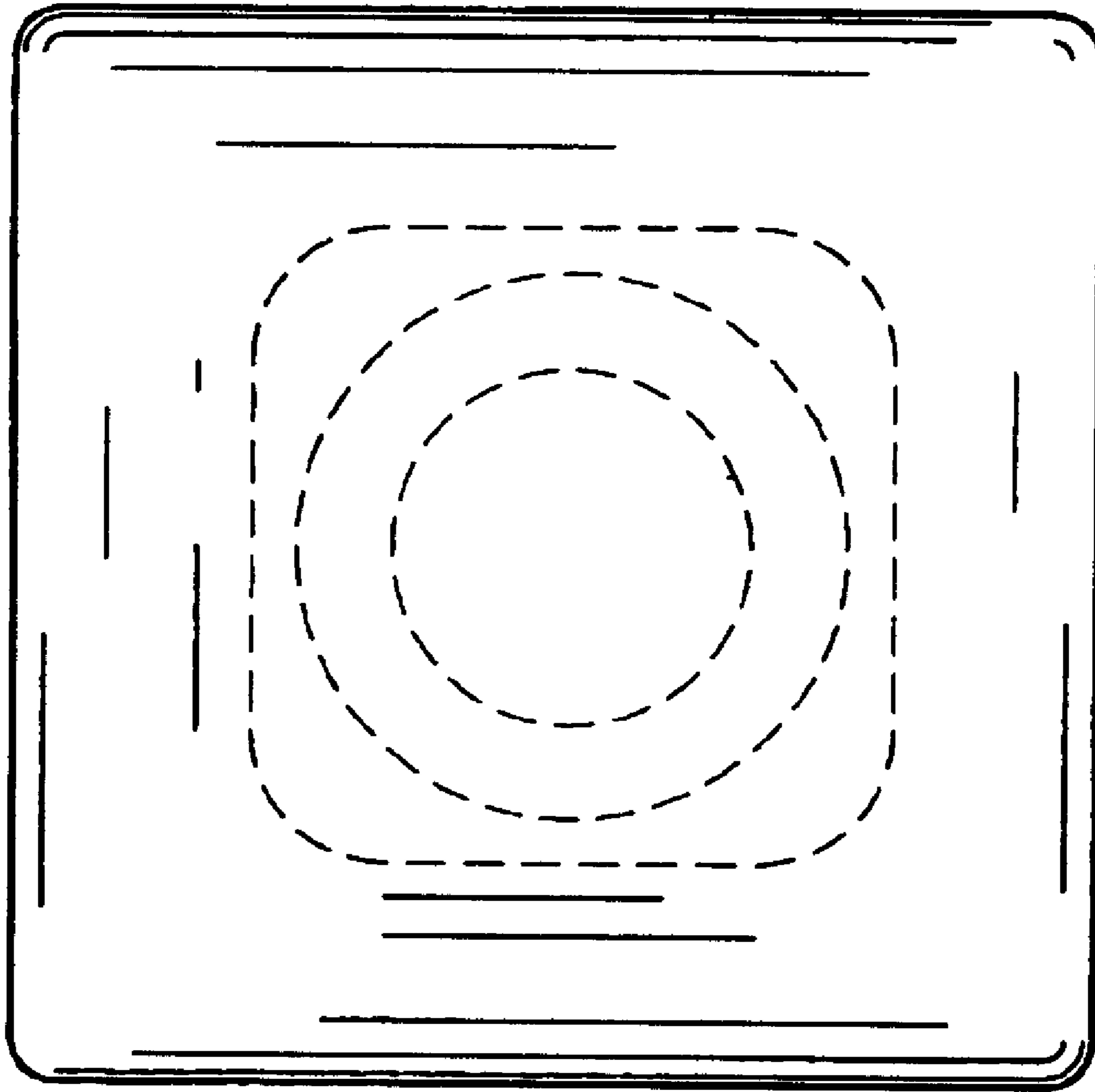


Fig. 3