

US00D494472S1

(12) **United States Design Patent** (10) **Patent No.:** **US D494,472 S**
Lewis et al. (45) **Date of Patent:** **** Aug. 17, 2004**

(54) **CONTAINER**

(75) Inventors: **Mary Lewis**, London (GB); **Hillary Boys**, London (GB); **Nicola Cooper**, London (GB); **Mark Tosey**, London (GB); **Alex Lampe**, London (GB); **Joanne Smith**, London (GB); **Sarah Allan**, London (GB); **Robin Munden**, London (GB)

(73) Assignee: **Henkel Kommanditgesellschaft auf Aktien**, Duesseldorf (DE)

(**) Term: **14 Years**

(21) Appl. No.: **29/176,726**

(22) Filed: **Feb. 26, 2003**

(30) **Foreign Application Priority Data**

Aug. 30, 2002 (DE) 4 02 07 380

(51) **LOC (7) Cl.** **09-03**

(52) **U.S. Cl.** **D9/501; D9/504; D9/517**

(58) **Field of Search** **D9/500-504, 515-517, D9/519, 549, 551, 564, 567-570; 215/379-383, 400; 220/890**

(56) **References Cited**

U.S. PATENT DOCUMENTS

D167,626 S	*	9/1952	Garretto	D9/501
D217,438 S	*	5/1970	Belbach	D9/504
D220,994 S	*	6/1971	Doblin	D9/501
D229,394 S	*	11/1973	de Givenchy	D9/517
D480,307 S	*	10/2003	Canamasas Puigbo	D9/504

* cited by examiner

Primary Examiner—Sandra L. Morris

(74) *Attorney, Agent, or Firm*—Stephen D. Harper; Gregory M. Hill

(57) **CLAIM**

The ornamental design for a container, as shown and described.

DESCRIPTION

FIG. 1 is a perspective view of a container according to the present invention;

FIG. 2 is a side elevational view thereof;

FIG. 3 is a top plan view thereof; and,

FIG. 4 is a bottom plan view thereof.

1 Claim, 1 Drawing Sheet

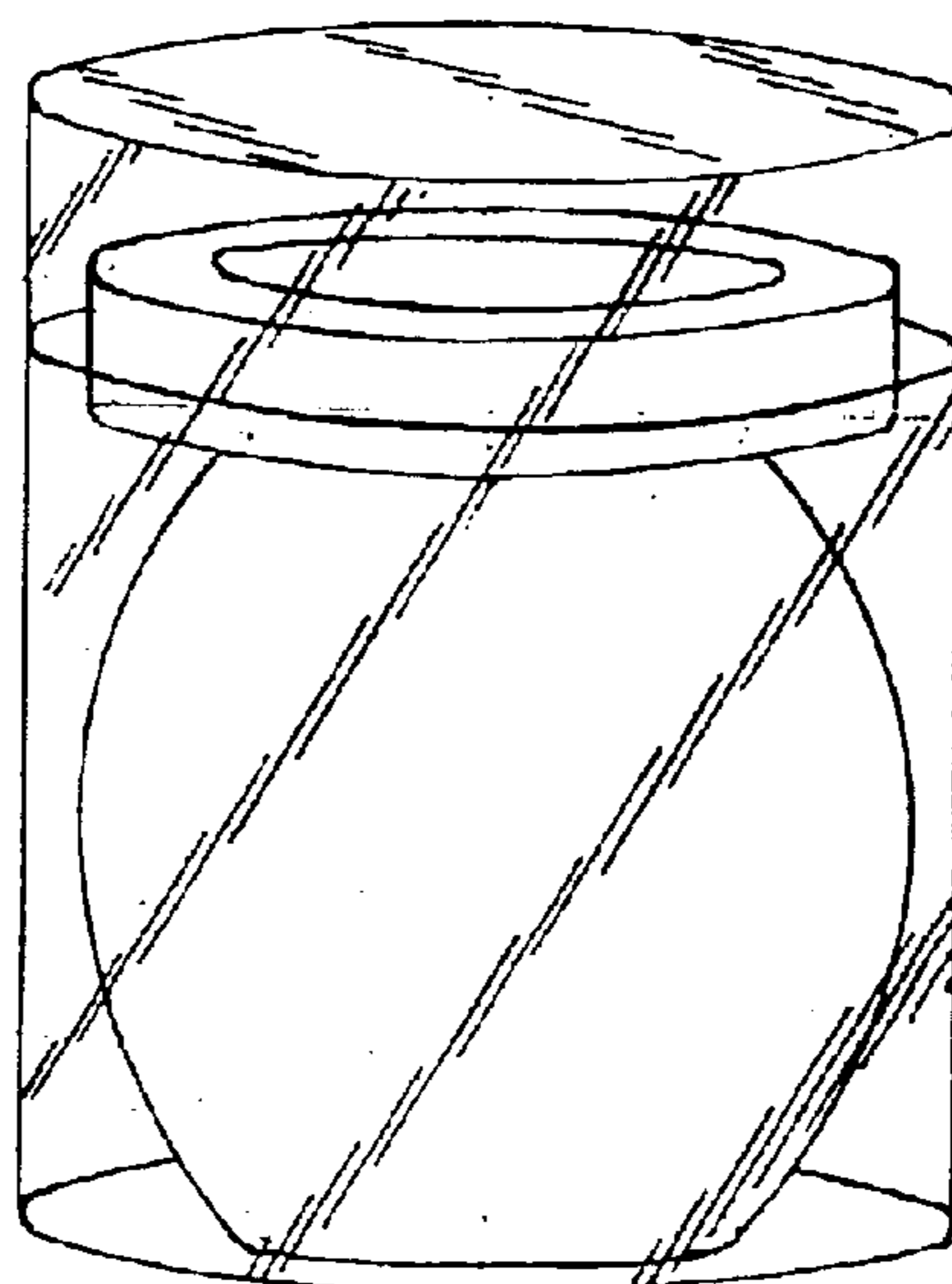


Fig. 3.

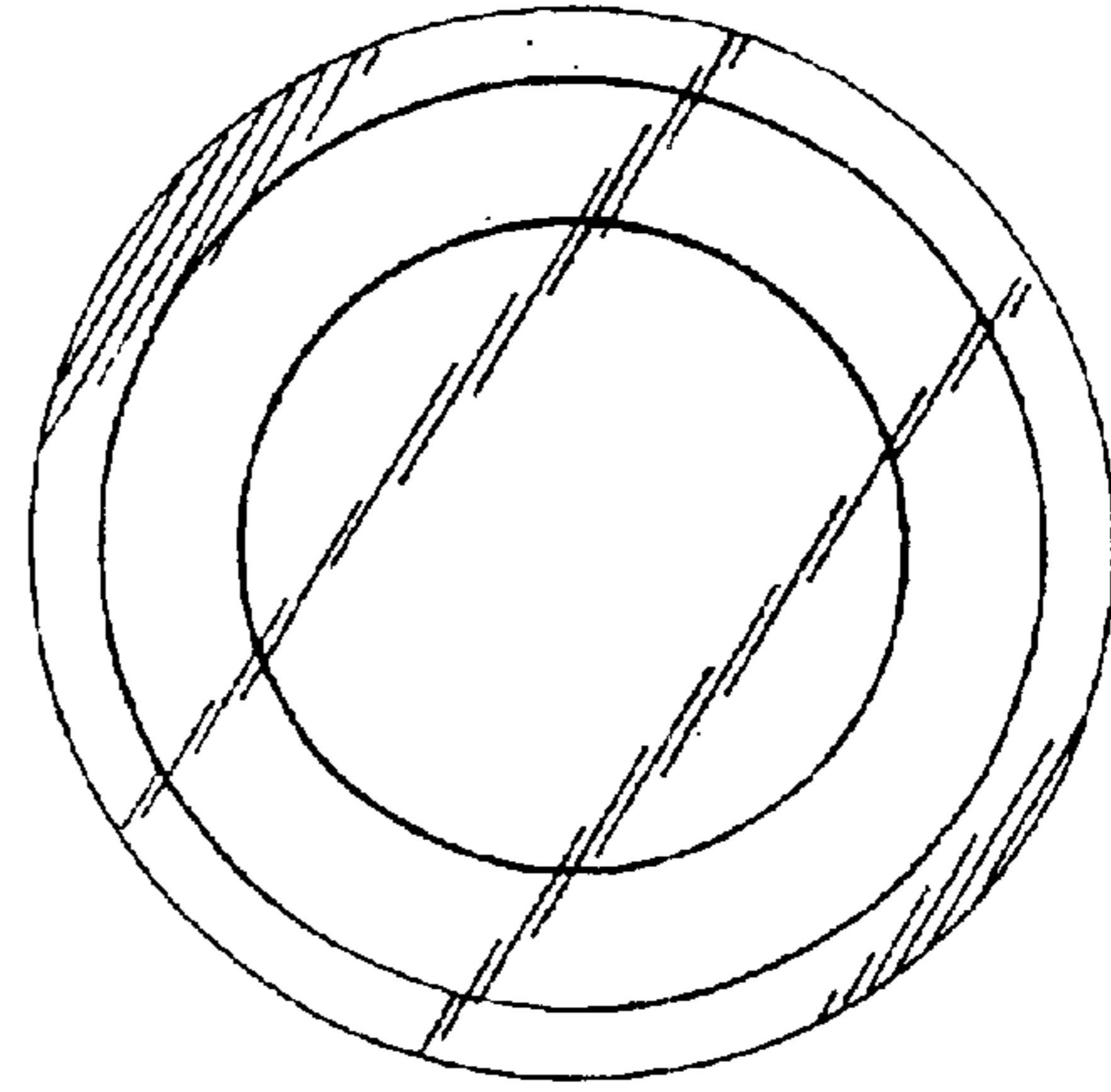


Fig. 1.

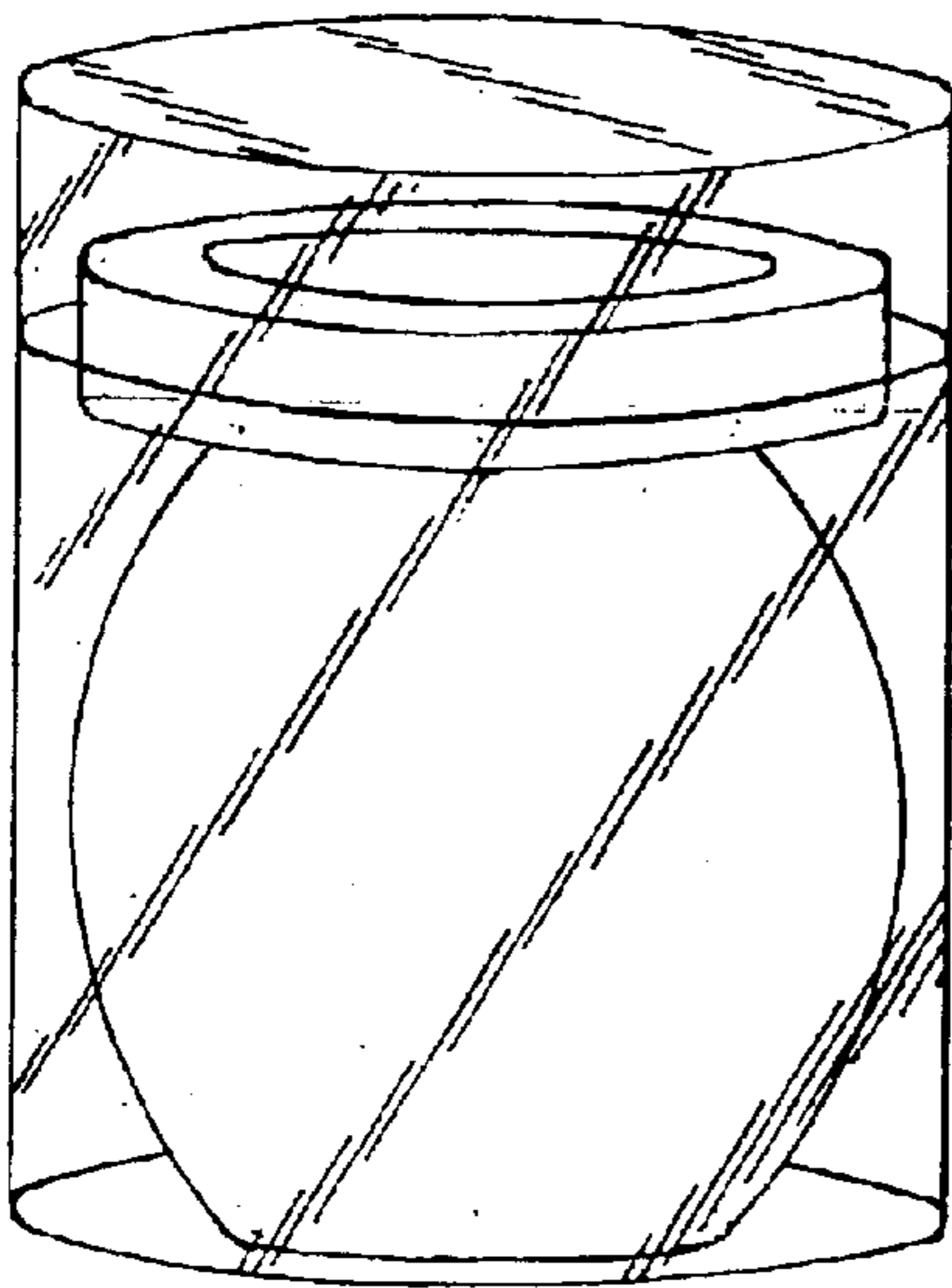


Fig. 2.

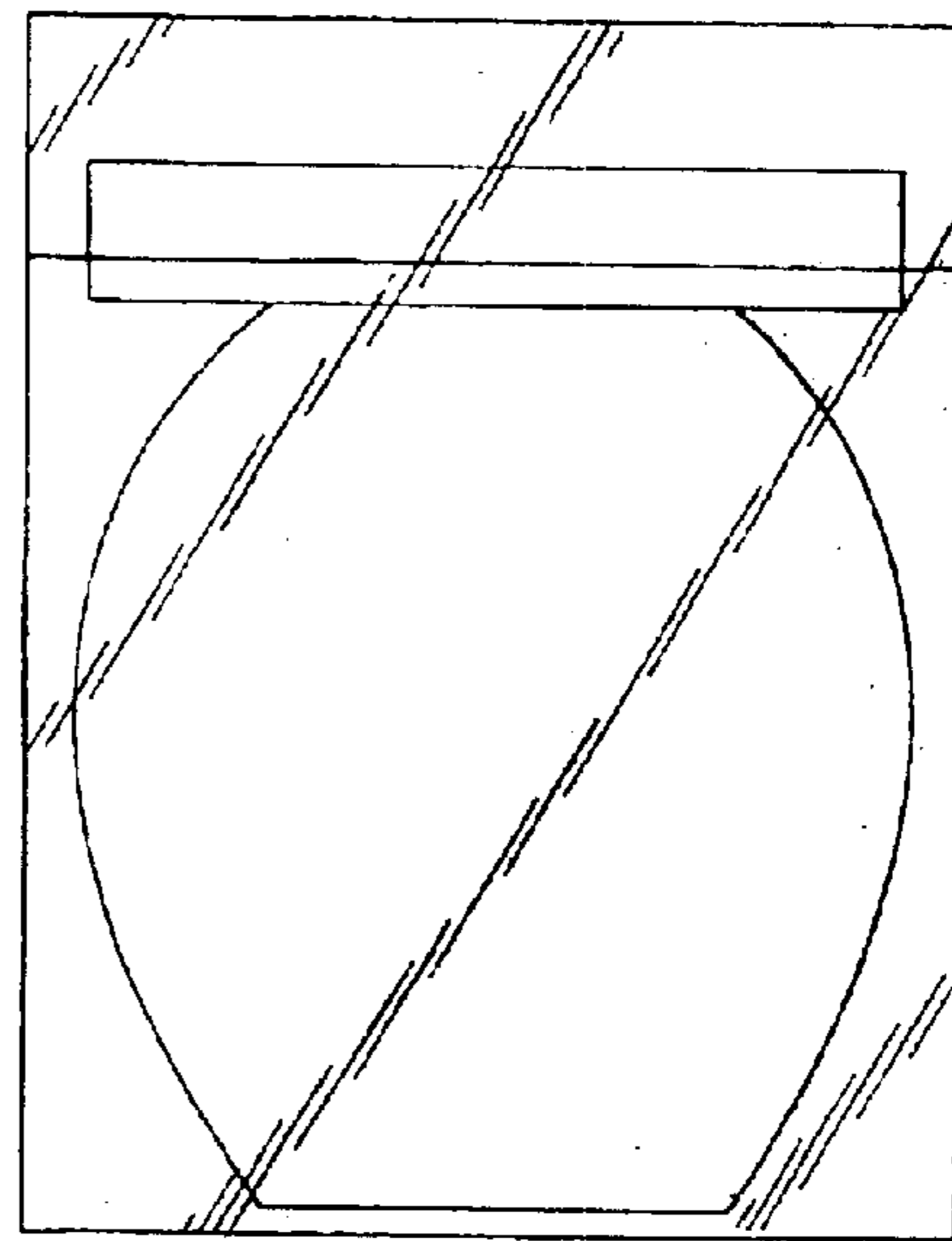


Fig. 4.

