

US00D494470S1

(12) **United States Design Patent**  
**Guyot**

(10) **Patent No.:** **US D494,470 S**

(45) **Date of Patent:** **\*\* Aug. 17, 2004**

(54) **BOTTLE INSERT WITH INTAKE**  
(76) **Inventor:** **Joshua Numa Guyot**, P.O. Box 61225,  
Palo Alto, CA (US) 94306  
(\*\*) **Term:** **14 Years**

6,247,600 B1 \* 6/2001 Sullivan, Jr. .... 210/474  
D450,583 S \* 11/2001 Freed ..... D9/447  
D471,808 S \* 3/2003 de Castro Couto ..... D9/435  
D473,790 S \* 4/2003 Nottingham et al. .... D9/434  
6,550,626 B1 \* 4/2003 Randall ..... 215/253  
D485,758 S \* 1/2004 Clarke et al. .... D9/447

\* cited by examiner

(21) **Appl. No.:** **29/175,629**  
(22) **Filed:** **Mar. 25, 2003**  
(51) **LOC (7) Cl.** ..... **09-07**  
(52) **U.S. Cl.** ..... **D9/447; D9/435**  
(58) **Field of Search** ..... **D9/516, 434-436,**  
**D9/440, 447; 215/253**

*Primary Examiner*—Sandra L. Morris  
(74) *Attorney, Agent, or Firm*—Michael Shippey; Karla Shippey L.O.

(57) **CLAIM**

The ornamental design for a bottle insert with intake, as shown and described.

(56) **References Cited**


**U.S. PATENT DOCUMENTS**

4,113,135 A \* 9/1978 Yamazaki ..... 215/253  
D255,530 S \* 6/1980 Daenen et al. .... D9/436  
D260,735 S \* 9/1981 Heath ..... D9/447  
4,366,914 A \* 1/1983 Ingram ..... 220/287  
D286,268 S \* 10/1986 Wolff ..... D9/447  
D299,010 S \* 12/1988 Wall ..... D9/435  
4,813,563 A \* 3/1989 Ogden et al. .... 215/253  
D328,864 S \* 8/1992 Grunzweig ..... D9/447  
D432,421 S \* 10/2000 Sullivan, Jr. .... D9/440

**DESCRIPTION**

FIG. 1 is a perspective view of the bottle insert;  
FIG. 2 is a perspective bottom view of the bottle insert;  
FIG. 3 is a top view of the bottle insert;  
FIG. 4 is a bottom view of the bottle insert;  
FIG. 5 is a front side view of the bottle insert;  
FIG. 6 is a back side view of the bottle insert; and,  
FIG. 7 is a side view of the bottle insert.

**1 Claim, 3 Drawing Sheets**



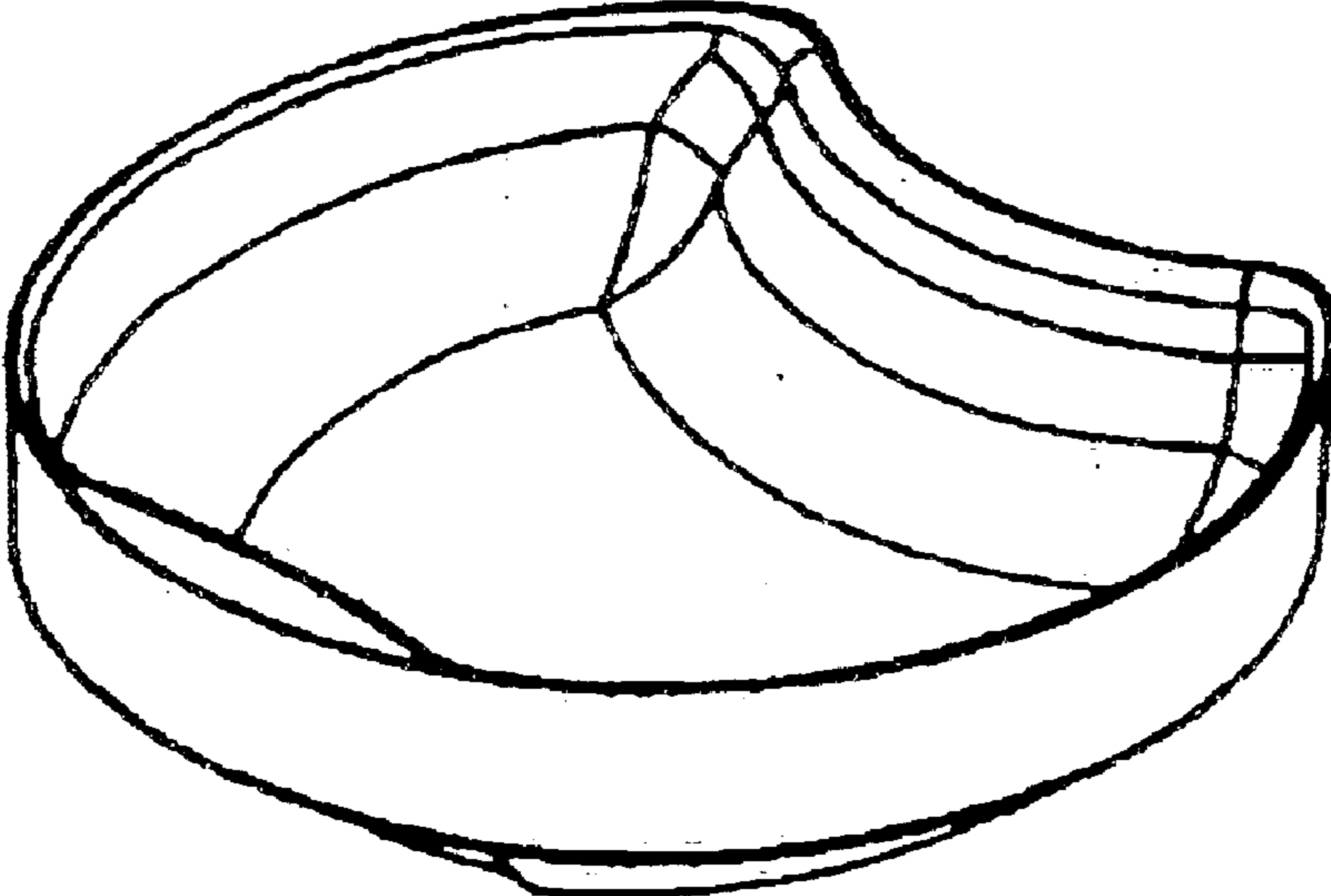


FIG. 1

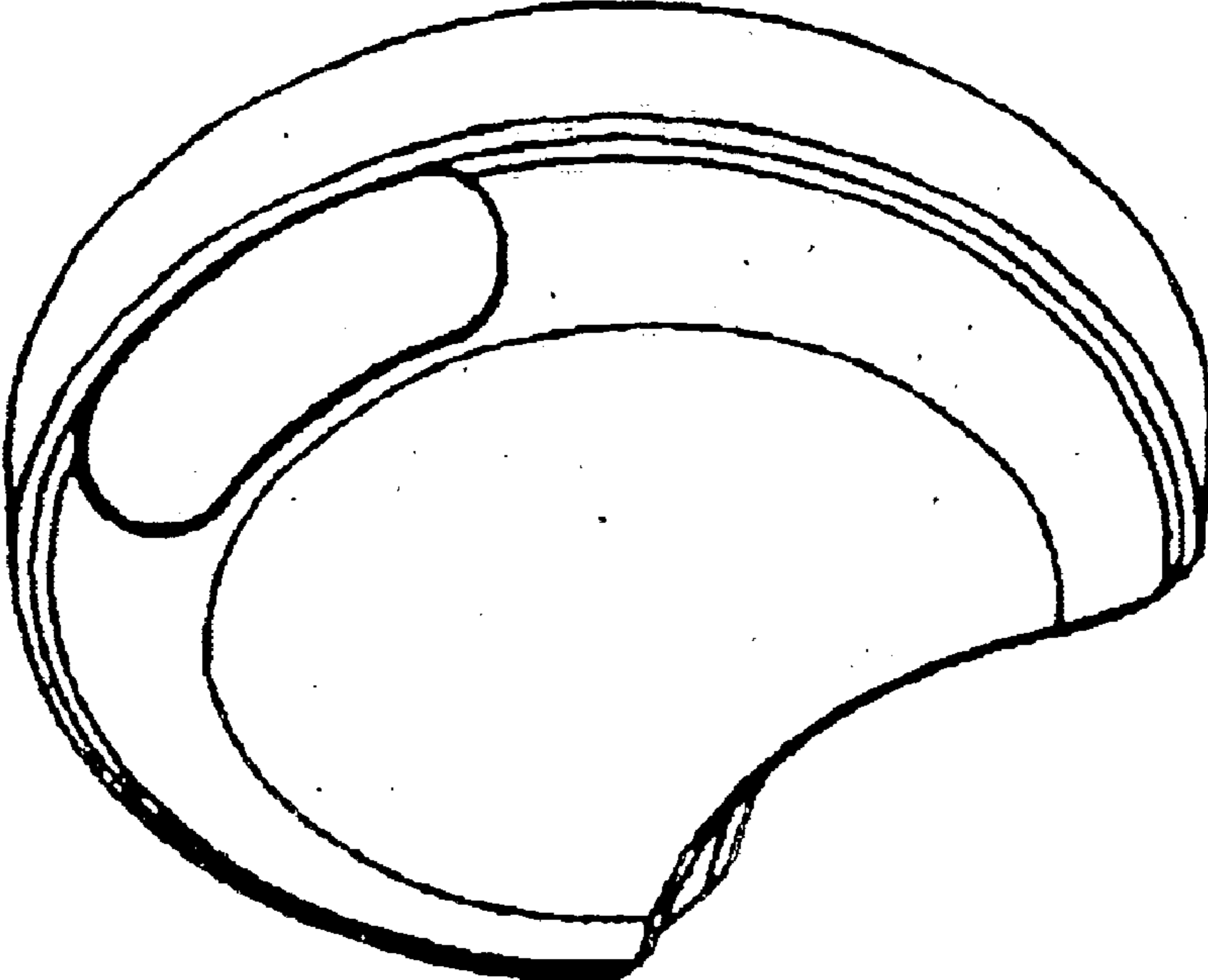


FIG. 2

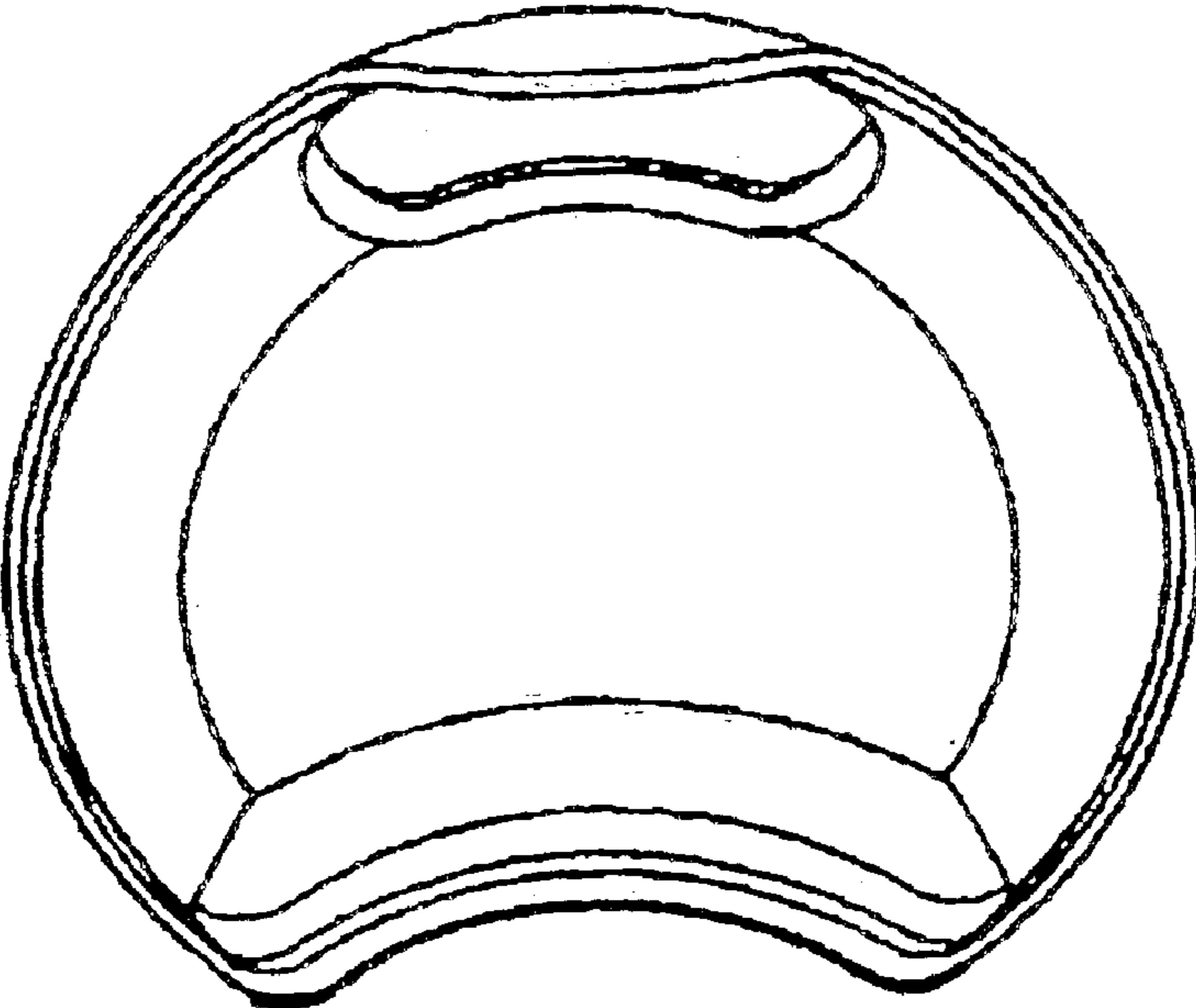


FIG. 3

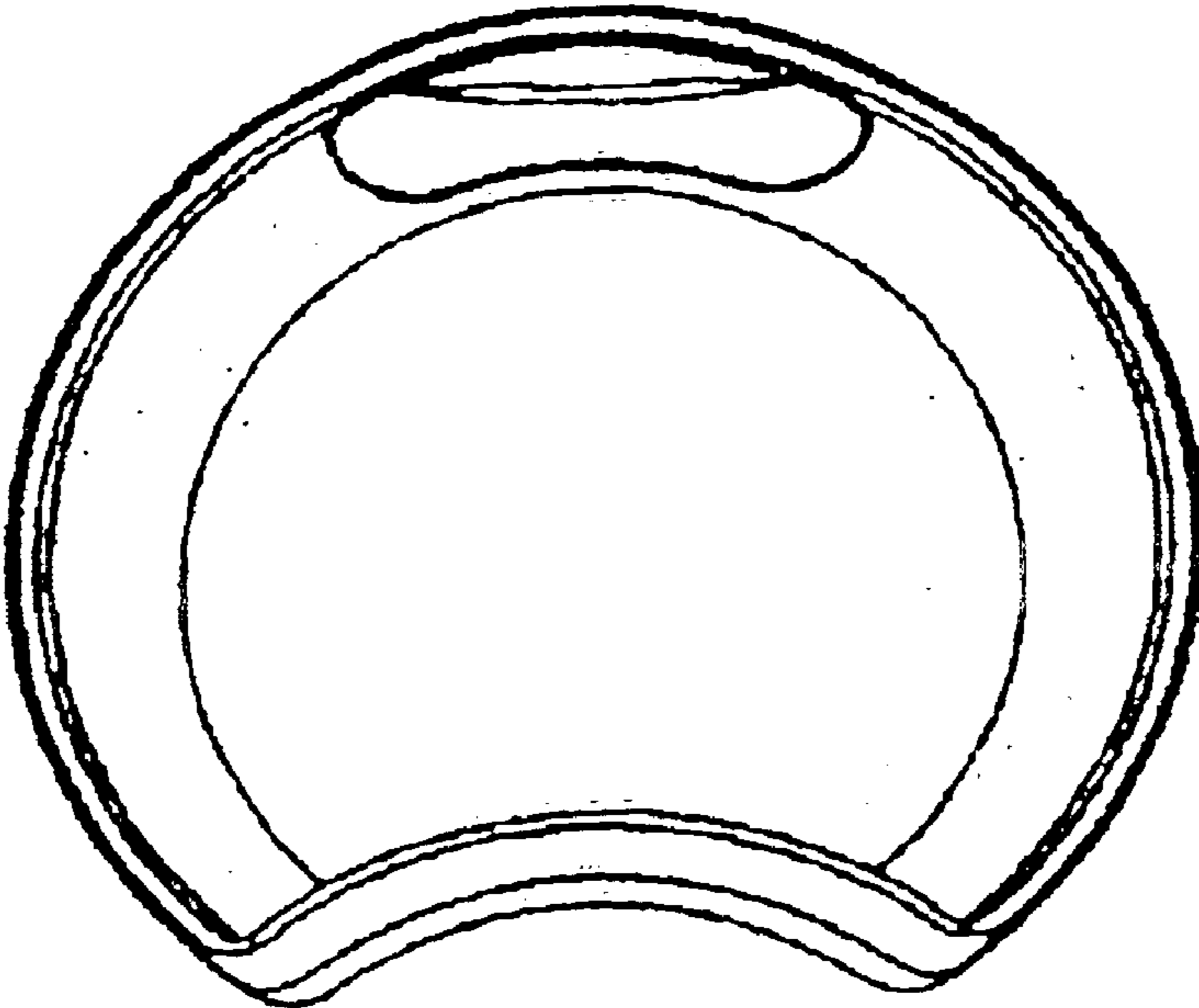


FIG. 4




FIG. 5




FIG. 6




FIG. 7