

US00D494451S1

(12) **United States Design Patent** (10) **Patent No.:** **US D494,451 S**
Winig et al. (45) **Date of Patent:** **** Aug. 17, 2004**

(54) **GROMMET**

(75) Inventors: **Alan Winig**, Wynnewood, PA (US);
Richard Winig, Villanova, PA (US);
James Eldon, Barto, PA (US); **Lea Bogdan**, Philadelphia, PA (US)

(73) Assignee: **Eye Designs LLC**, Collegetown, PA (US)

(**) Term: **14 Years**

(21) Appl. No.: **29/192,168**

(22) Filed: **Oct. 20, 2003**

(51) **LOC (7) Cl.** **08-05**

(52) **U.S. Cl.** **D8/356**

(58) **Field of Search** D8/71, 349, 354,
D8/356, 400; 16/2.1, 2.2, 2.5, 108; 52/301;
174/65 G, 65 R, 65 SS, 151, 152 G, 153 G;
206/373, 374, 375; 248/27.1, 56; 411/15,
182, 339

(56) **References Cited**

U.S. PATENT DOCUMENTS

2,816,949 A	*	12/1957	Curtiss	174/51
4,305,511 A	*	12/1981	Denholtz	211/70
4,439,884 A		4/1984	Giorni	
D287,333 S	*	12/1986	Knudson	D8/373
4,761,860 A	*	8/1988	Krauss	24/713.6
4,905,951 A		3/1990	Putness	
5,069,586 A	*	12/1991	Casey	411/339

D363,657 S	*	10/1995	Kassardjian et al.	D8/354
5,573,111 A		11/1996	Gordon et al.	
5,706,936 A		1/1998	Bernstein	
5,711,419 A		1/1998	Beales et al.	
5,729,941 A	*	3/1998	Kassardjian et al.	52/301
D405,349 S	*	2/1999	Orth	D8/354
6,164,448 A	*	12/2000	Schmutz et al.	206/488
6,250,466 B1		6/2001	Ernst	
6,273,255 B1		8/2001	Rosler	
6,273,277 B1		8/2001	Geldenhuis	
6,278,061 B1	*	8/2001	Daoud	174/65 R
6,450,338 B1		9/2002	Chen	
6,481,583 B1		11/2002	Black et al.	
6,626,402 B1	*	9/2003	Kaminstein	248/110
D482,255 S	*	11/2003	Winig et al.	D8/71
D486,061 S	*	2/2004	Mullins et al.	D8/400

* cited by examiner

Primary Examiner—James Gandy

Assistant Examiner—Elizabeth Albert

(74) *Attorney, Agent, or Firm*—Duane Morris LLP

(57) **CLAIM**

The ornamental design for a grommet, as shown and described.

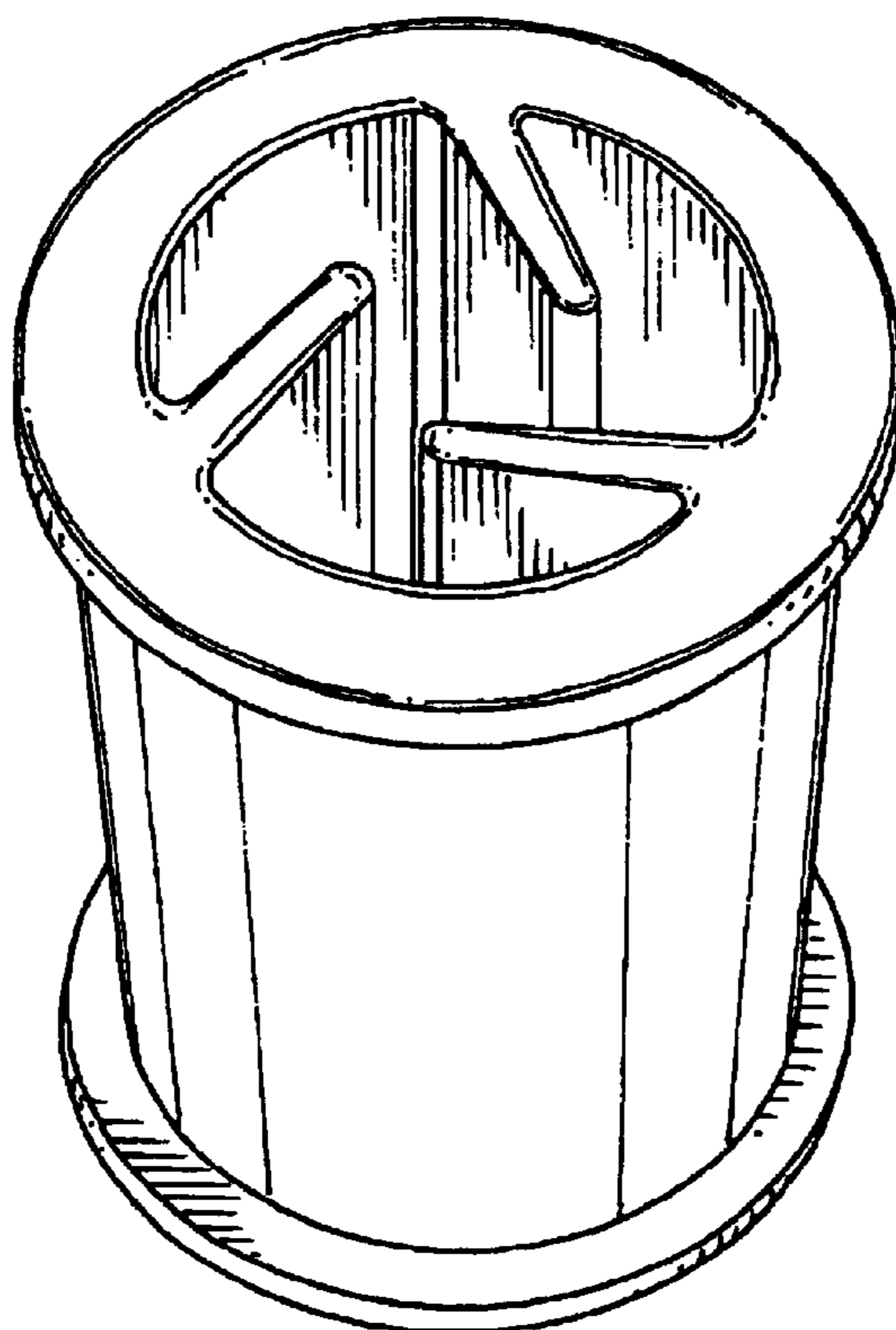
DESCRIPTION

FIG. 1 is a front perspective view of the grommet according to the invention;

FIG. 2 is a top view of the grommet; and,

FIG. 3 is a side view of the grommet.

1 Claim, 2 Drawing Sheets



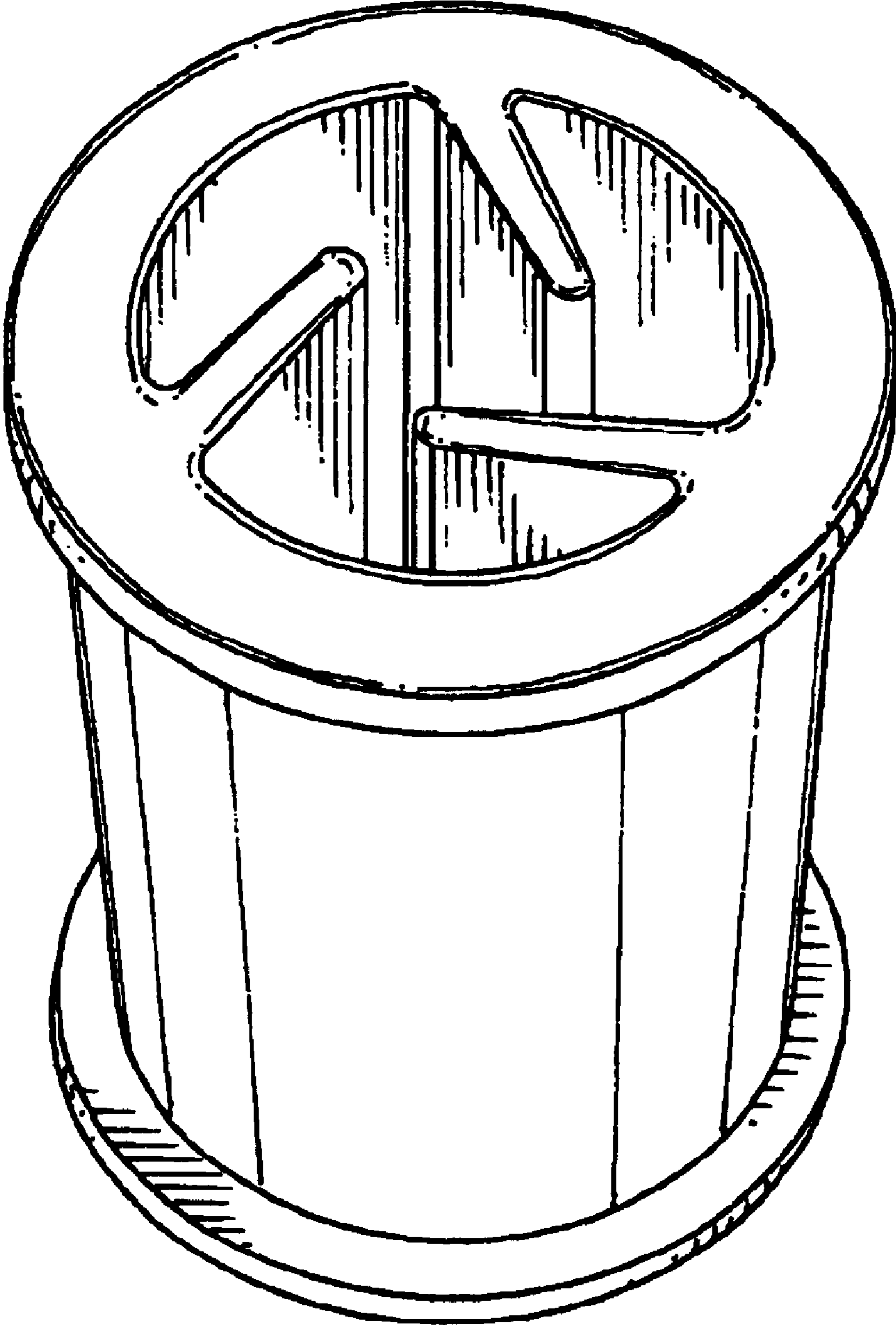


FIG. 1




FIG. 2




FIG. 3