



US00D494446S1

(12) **United States Design Patent**
Baskauskas et al.

(10) **Patent No.:** **US D494,446 S**
(45) **Date of Patent:** **** Aug. 17, 2004**

(54) **THUMBLATCH**

(76) Inventors: **Asta Baskauskas**, Arkliu 20-9, Vilnius (LT); **Dalia Bugailiskyte**, Arkliu 20-9, Vilnius (LT); **Kestutis Sukevicius**, Arkliu 20-9, Vilnius (LT); **Algis Jasiukevicius**, Arkliu 20-9, Vilnius (LT)

(**) Term: **14 Years**

(21) Appl. No.: **29/182,087**

(22) Filed: **May 21, 2003**

(51) **LOC (7) Cl.** **08-06**

(52) **U.S. Cl.** **D8/302**

(58) **Field of Search** D8/300-302, 305, D8/315, 316-320, 350; 16/412; 292/336.3

(56) **References Cited**

U.S. PATENT DOCUMENTS

D5,503 S	*	1/1872	Fogelstrand	D8/302
D362,610 S	*	9/1995	Ellis et al.	D8/302
D418,386 S	*	1/2000	Baskauskas et al.	D8/302
D467,487 S	*	12/2002	Baskauskas et al.	D8/302

OTHER PUBLICATIONS

Decorative Hardware in Brass, Porcelain, Wood; Catalog No.704 Apr., 1973 p.A-14 (door handle, item #1470).*

* cited by examiner

Primary Examiner—Adir Aronovich

(74) *Attorney, Agent, or Firm*—McDermott Will & Emery LLP

(57) **CLAIM**

The ornamental design for a thumbblatch, substantially as shown and described.

DESCRIPTION

FIG. 1 is a perspective view of the thumbblatch;

FIG. 2 is a front view thereof;

FIG. 3 is a left side view thereof;


FIG. 4 is a right side view thereof;

FIG. 5 is a top side view thereof; and,

FIG. 6 is a bottom view thereof.

The portions of the article in broken lines are shown for illustrative purposes only and form no part of the claimed design.

1 Claim, 5 Drawing Sheets






FIG. 1




FIG. 2




FIG. 3

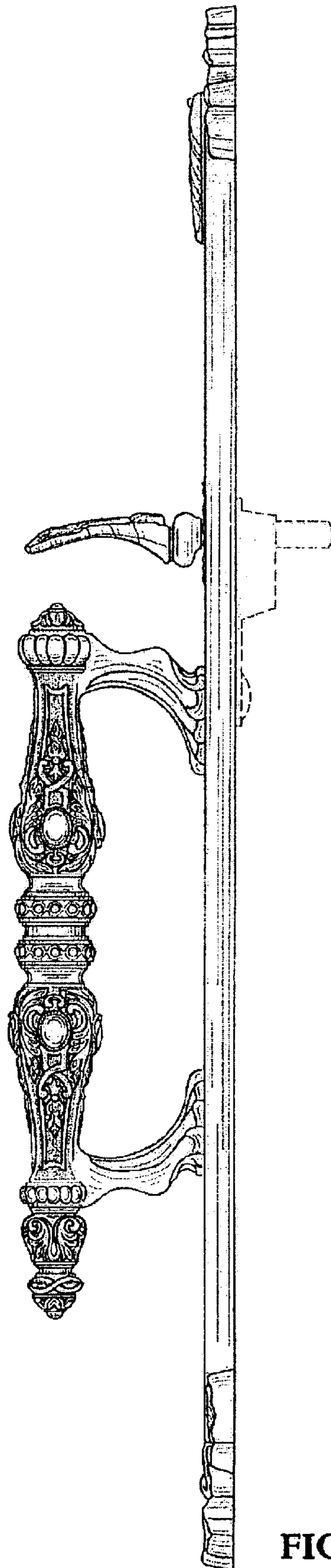


FIG. 4

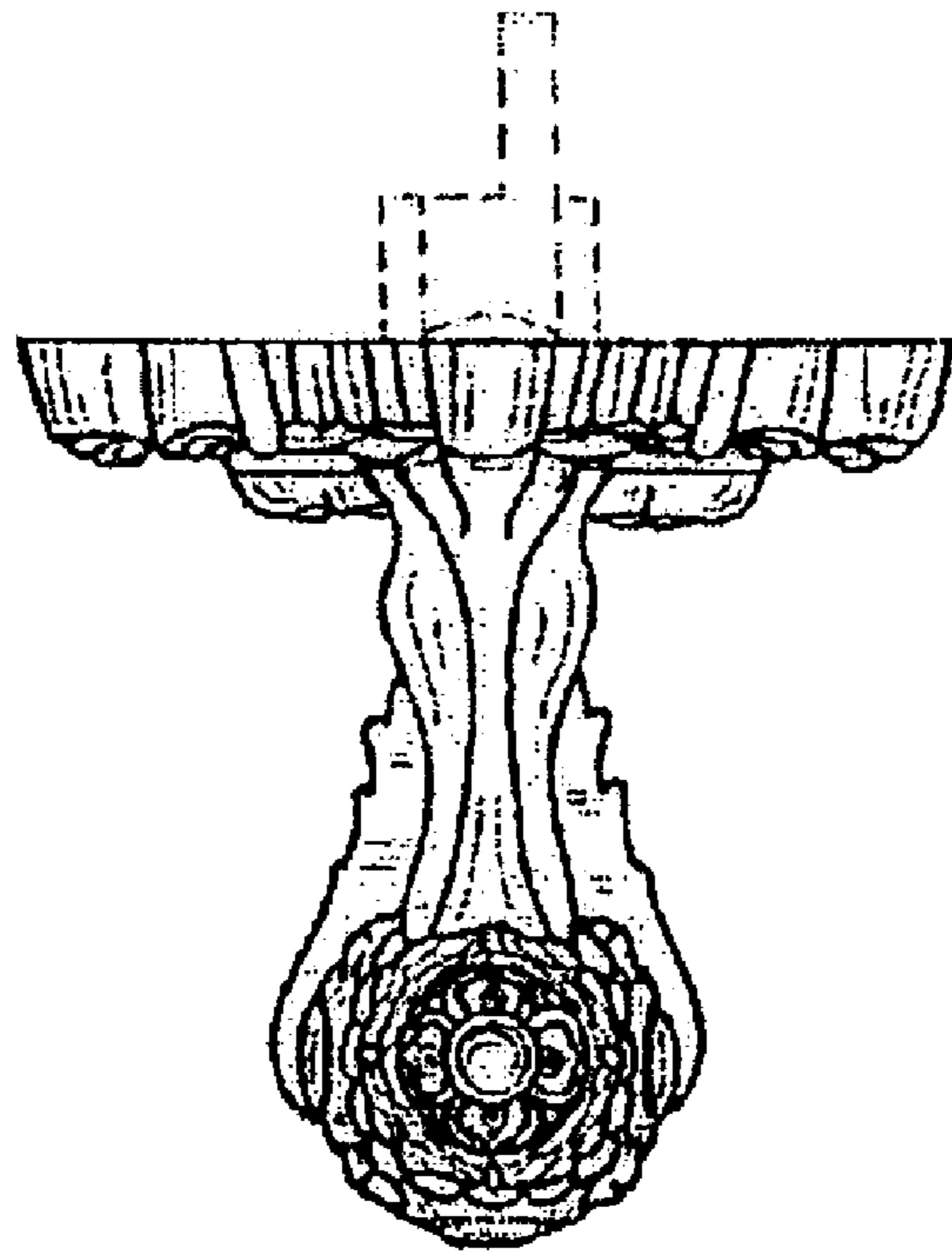


FIG. 6




FIG. 5