

US00D494441S1

(12) **United States Design Patent**
Chen

(10) **Patent No.:** **US D494,441 S**

(45) **Date of Patent:** **** Aug. 17, 2004**

(54) **KNIFE HILT**

(76) **Inventor:** **Chen-Fen Chen**, 13F-3, No. 18,
Jianguo Rd., Alley 38, Sanhsin Lane,
Nantou (TW)

(**) **Term:** **14 Years**

(21) **Appl. No.:** **29/188,016**

(22) **Filed:** **Aug. 12, 2003**

(51) **LOC (7) Cl.** **07-03**

(52) **U.S. Cl.** **D8/107; D7/402.1**

(58) **Field of Search** D8/98, 99, 107,
D8/303; D7/395, 649, 402.1; 30/147-150,
329, 340; 81/177.1, 427.5, 489; D22/118;
16/110.1, 430, 431

(56) **References Cited**

U.S. PATENT DOCUMENTS

678,132 A * 7/1901 Johnson 16/110.1
D372,635 S * 8/1996 Gebhardt D7/401.2
D373,289 S * 9/1996 Gebhardt D7/401.2

D403,556 S * 1/1999 Juhlin et al. D7/401.2
D410,176 S * 5/1999 Stokes D7/649
6,343,421 B1 * 2/2002 Levsen 30/342

* cited by examiner

Primary Examiner—Clare E Heflin

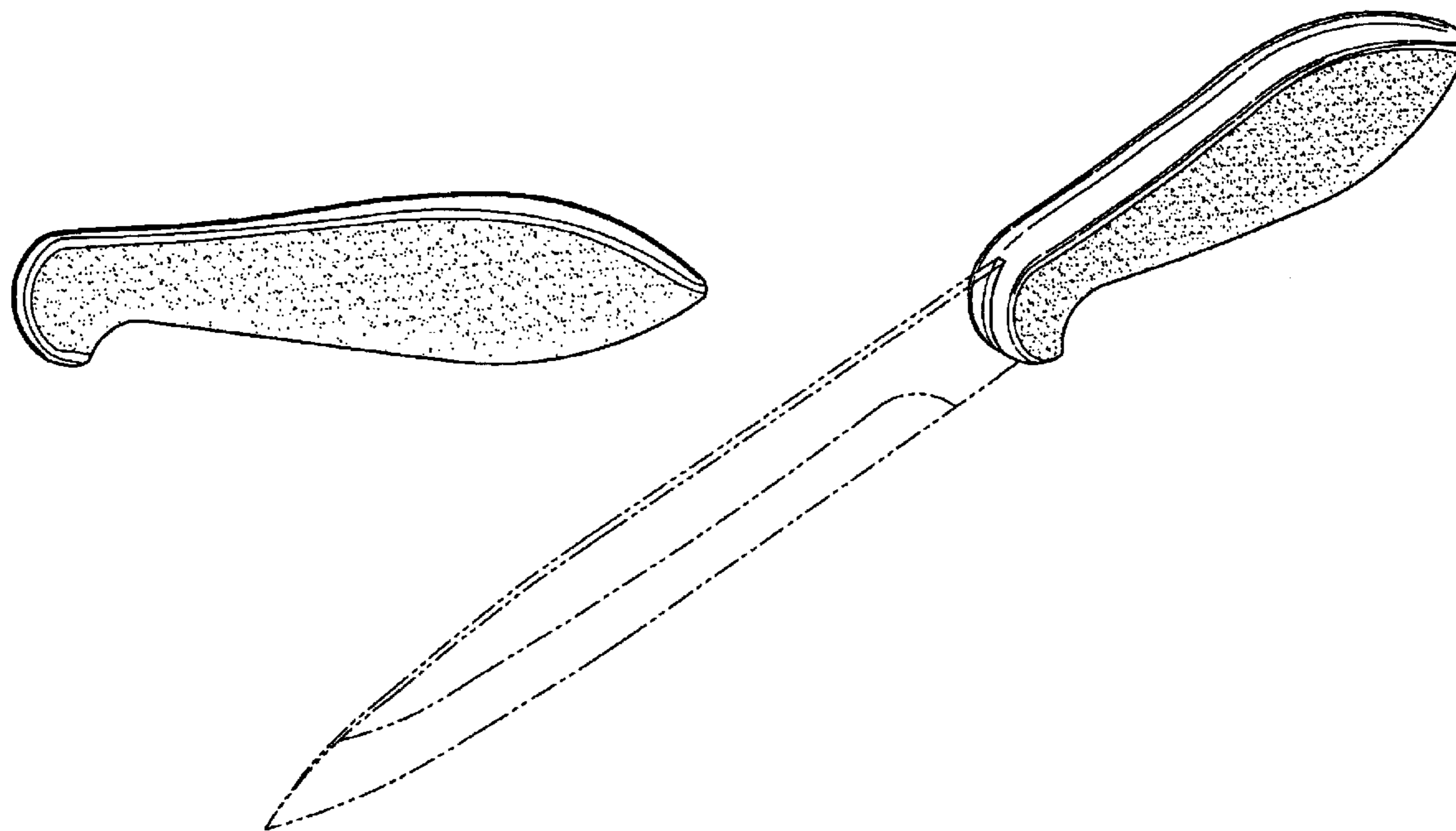
(57) **CLAIM**

The ornamental design for a knife hilt, as shown and described.

DESCRIPTION

FIG. 1 is a perspective view of a knife hilt;
FIG. 2 is a front elevation thereof;
FIG. 3 is a rear elevation thereof;
FIG. 4 is a left side elevation thereof;
FIG. 5 is a right side elevation thereof;
FIG. 6 is a top plan view thereof;
FIG. 7 is a bottom view thereof; and,
FIG. 8 is showing of a knife hilt shown in a position of use.
The broken lines shown on the drawings are for illustrative purposes only and form no part of the claimed design.

1 Claim, 5 Drawing Sheets



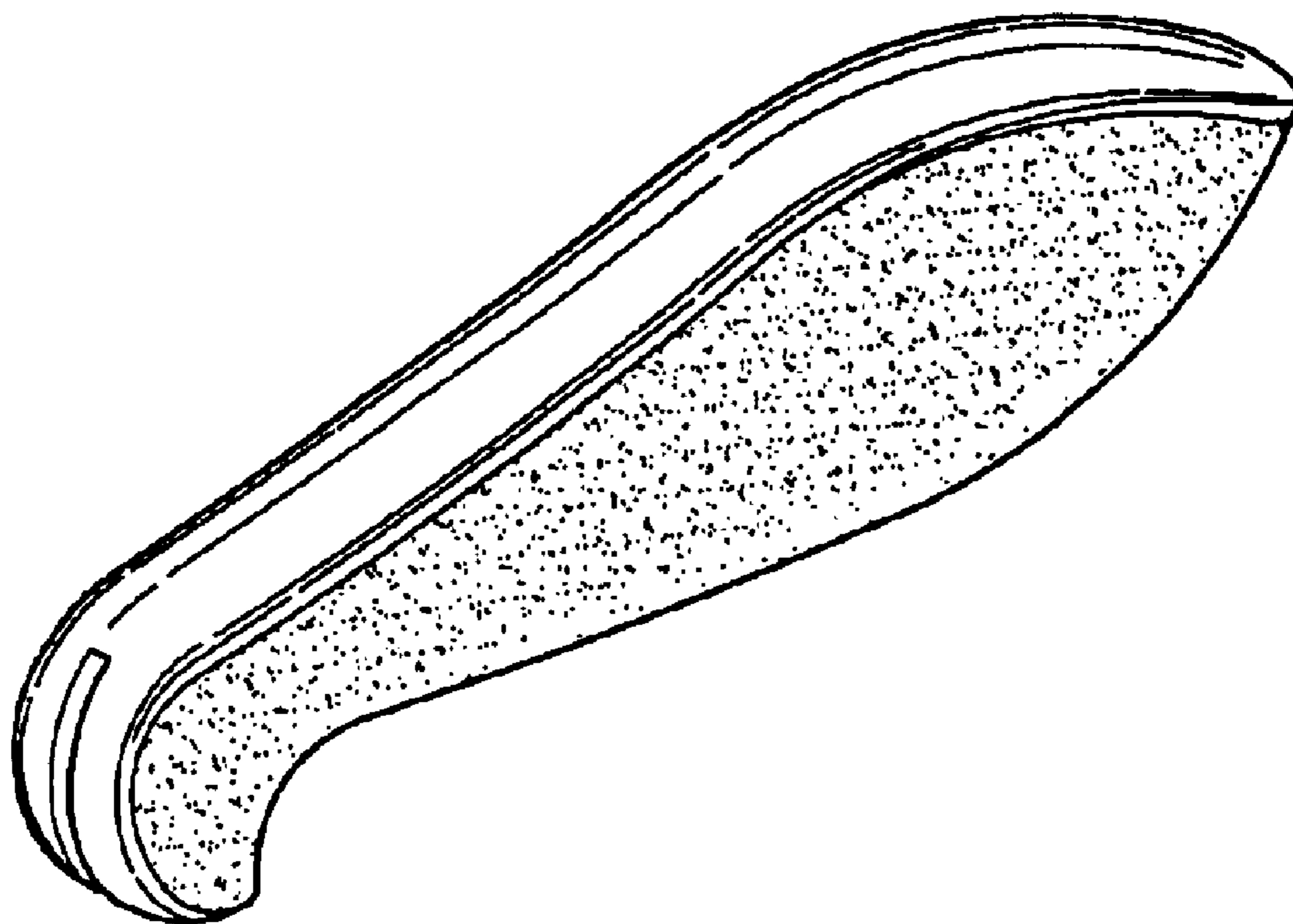


Fig. 1

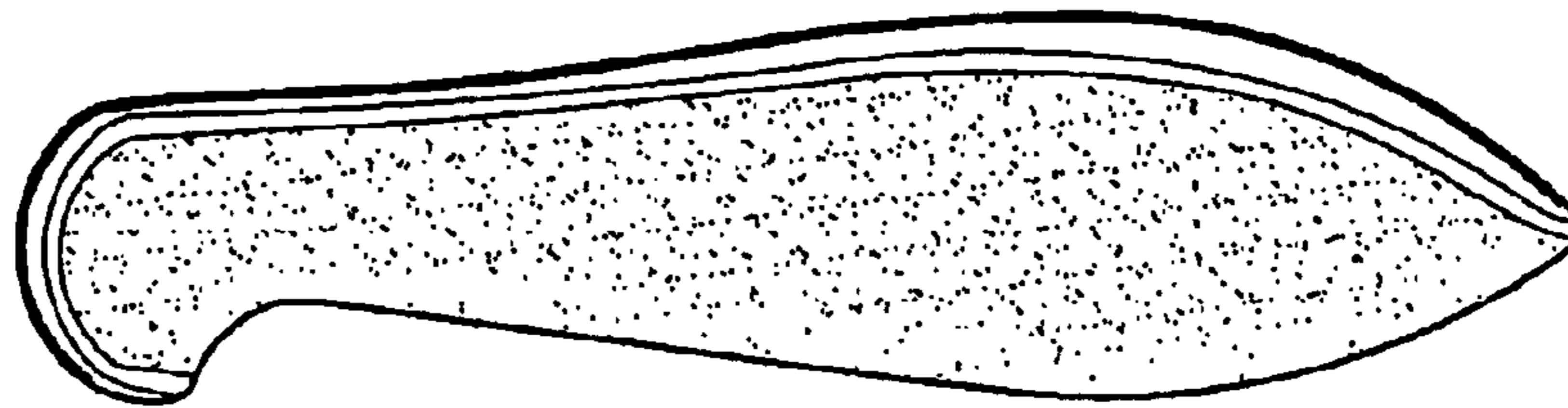


Fig. 2

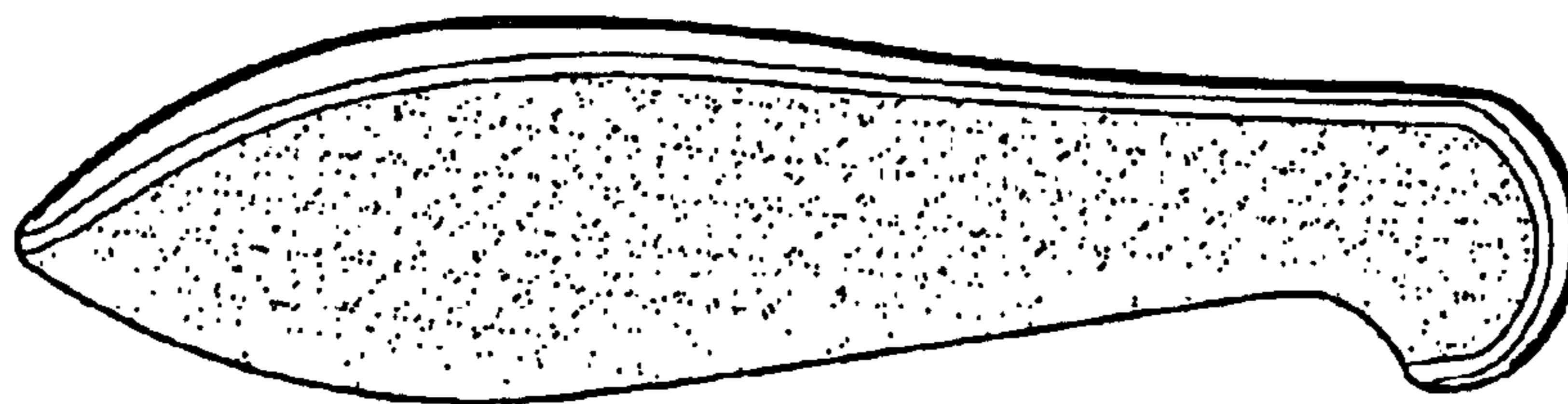


Fig. 3

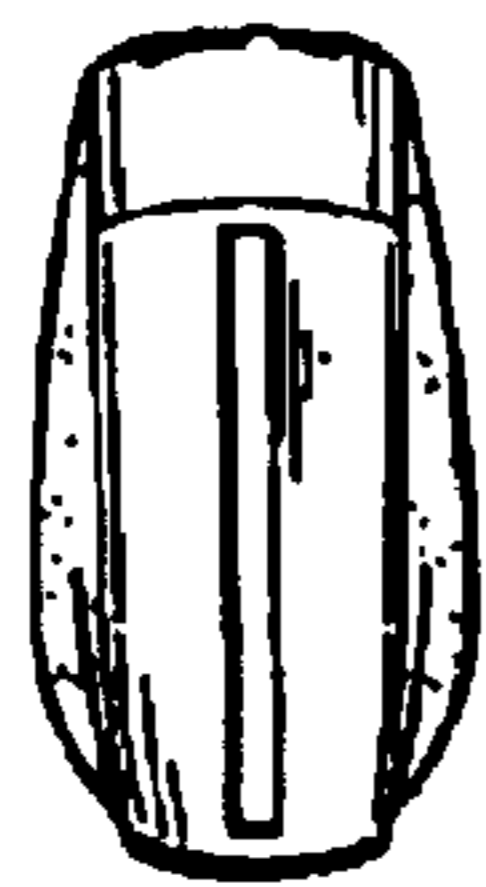


Fig. 4



Fig. 5




Fig. 6



Fig. 7

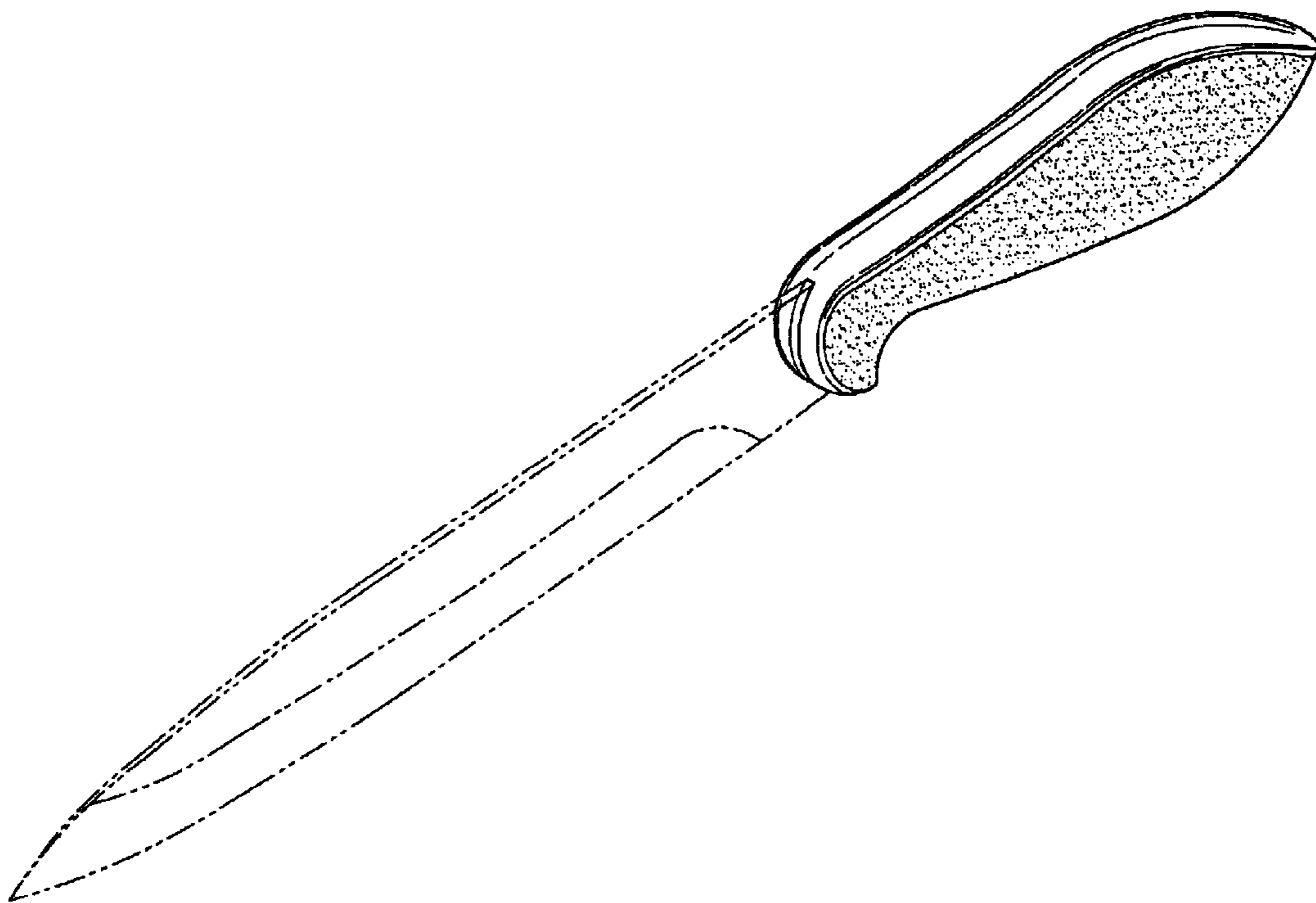


Fig. 8