



US00D494430S1

(12) **United States Design Patent** (10) **Patent No.:** **US D494,430 S**  
**Lin** (45) **Date of Patent:** **\*\* Aug. 17, 2004**

(54) **GARDENING SHEARS**

(76) **Inventor:** **Thomas Lin**, No. 21, Wan Feng Lane,  
Wan Feng Village, Fu Hsing Hsian,  
Chang Hua Hsien (TW)

(\*\*) **Term:** **14 Years**

(21) **Appl. No.:** **29/190,885**

(22) **Filed:** **Sep. 30, 2003**

(51) **LOC (7) Cl.** ..... **08-01**

(52) **U.S. Cl.** ..... **D8/5**

(58) **Field of Search** ..... D8/4, 5; 30/251-252,  
30/193

(56) **References Cited**

**U.S. PATENT DOCUMENTS**

|               |         |                |       |        |
|---------------|---------|----------------|-------|--------|
| 3,372,478 A * | 3/1968  | Wallace et al. | ..... | 30/193 |
| D386,369 S *  | 11/1997 | Lin            | ..... | D8/5   |
| D401,485 S *  | 11/1998 | Liao           | ..... | D8/5   |
| D413,052 S *  | 8/1999  | Staton         | ..... | D8/5   |

**OTHER PUBLICATIONS**

Brookstone catalog, p. 41, ratchet loppers located at right of page, May 17, 1986.\*

\* cited by examiner

*Primary Examiner*—Holly Baynham

(74) *Attorney, Agent, or Firm*—Browdy and Neimark, P.L.L.C.

(57) **CLAIM**

The ornamental design for a “gardening shears”, as shown.

**DESCRIPTION**

FIG. 1 shows a perspective view of the present design.

FIG. 2 shows a right side elevational view of the present design.

FIG. 3 shows a top plan view of the present design.

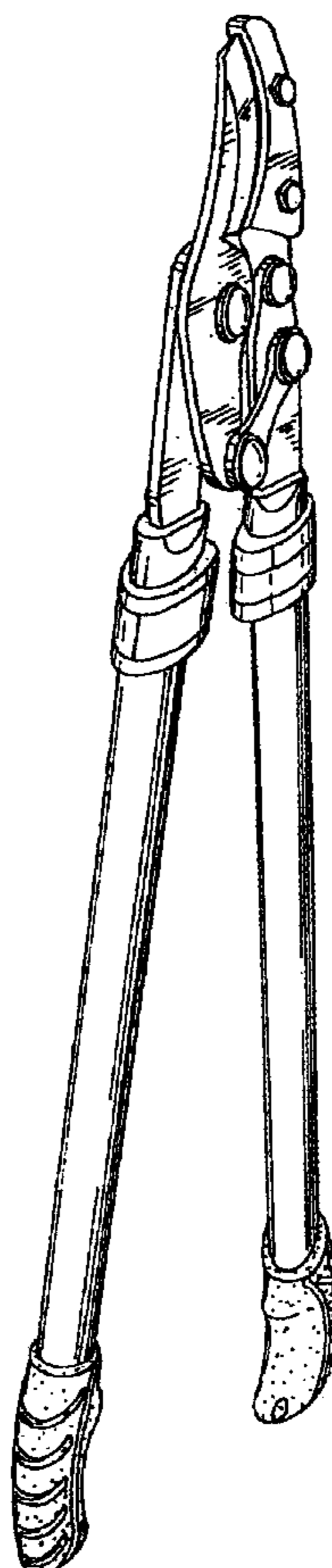
FIG. 4 shows a front elevational view of the present design.

FIG. 5 shows a bottom plan view of the present design.

FIG. 6 shows a left side elevational view of the present design; and,

FIG. 7 shows a rear elevational view of the present design.

**1 Claim, 3 Drawing Sheets**



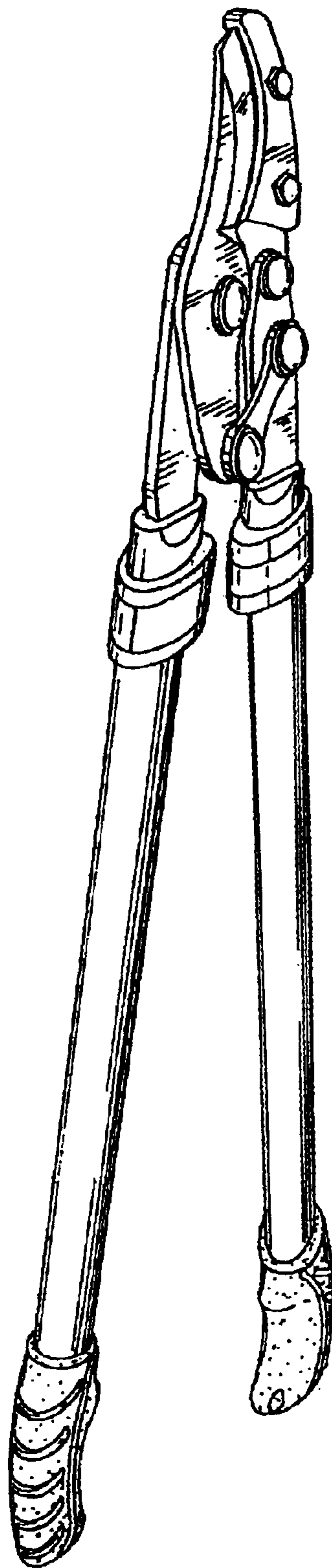


FIG. 1



FIG. 3

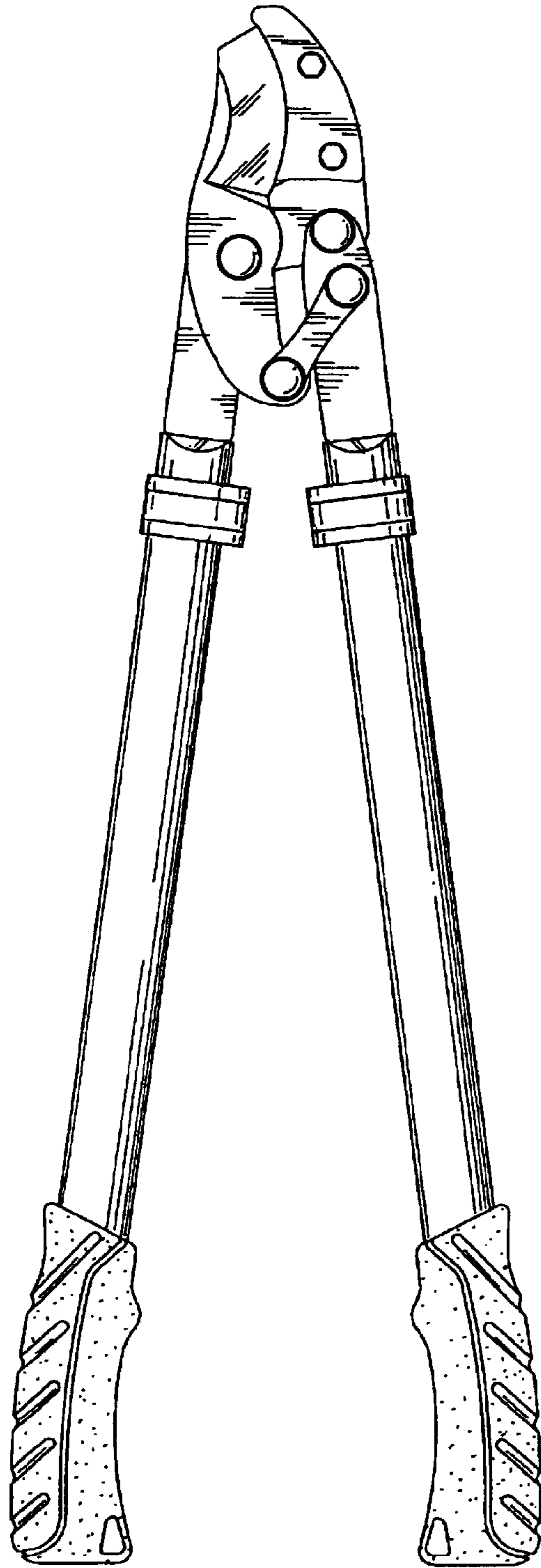


FIG. 4



FIG. 2

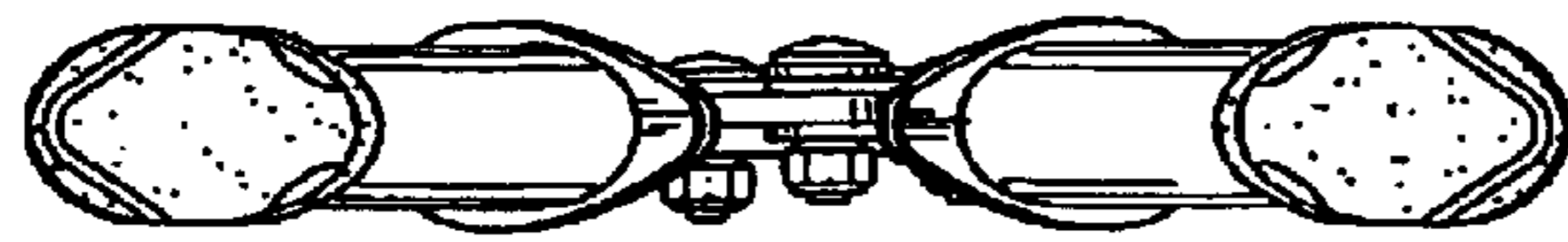


FIG. 5

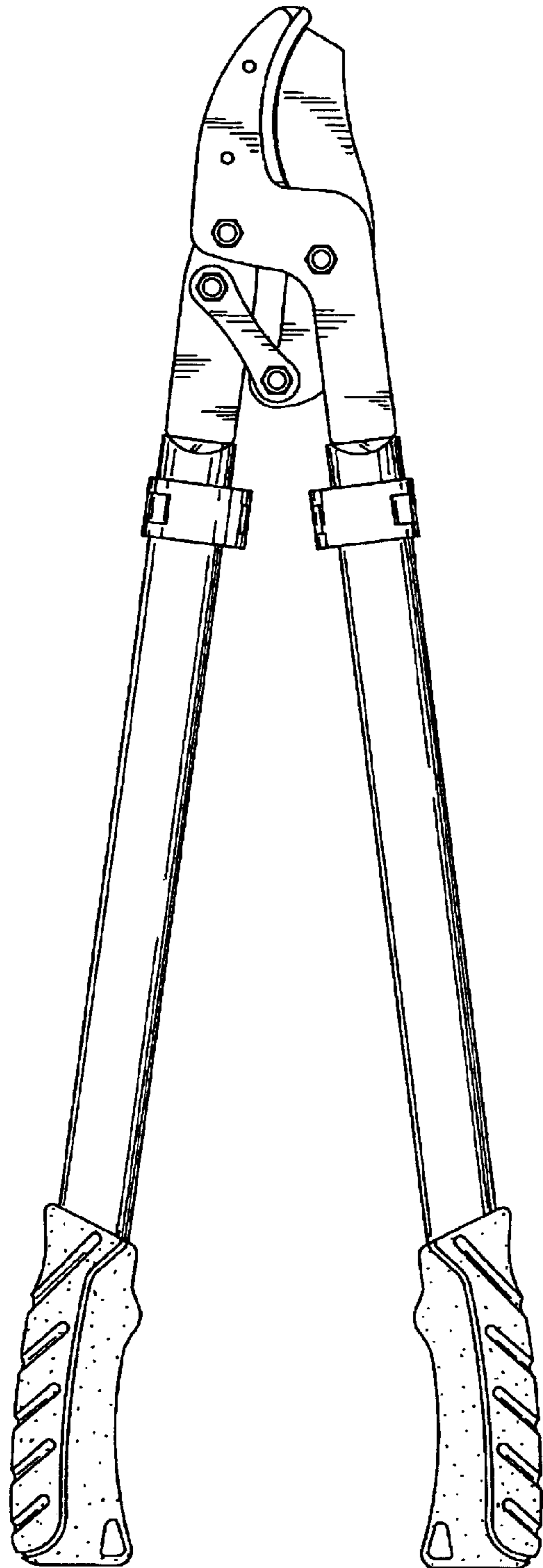


FIG. 7




FIG. 6