

US00D494425S1

(12) **United States Design Patent**
Segura

(10) **Patent No.:** **US D494,425 S**

(45) **Date of Patent:** **** Aug. 17, 2004**

(54) **THERMAL CONTAINER**

(75) **Inventor:** **Hernando Morales Segura, La**
Victoria-Estado Aragua (VE)

(73) **Assignee:** **Polimeros Industriales C.A., Estado**
Aragua (VE)

(**) **Term:** **14 Years**

(21) **Appl. No.:** **29/171,319**

(22) **Filed:** **Nov. 21, 2002**

(51) **LOC (7) Cl.** **07-01**

(52) **U.S. Cl.** **D7/608**

(58) **Field of Search** D7/605-608, 602,
D7/629, 538-549, 391-392.1; 62/457.1-457.6,
371, 372; 220/796-806, 592.2

(56) **References Cited**

U.S. PATENT DOCUMENTS

D158,050 S * 4/1950 Clarke D7/608

D191,124 S * 8/1961 Barron D7/540
D299,801 S * 2/1989 Basitodos D7/540
D380,124 S * 6/1997 Kato et al. D7/605

* cited by examiner

Primary Examiner—Terry A. Wallace

(74) *Attorney, Agent, or Firm*—Dennison, Schultz &
Dougherty

(57) **CLAIM**

The ornamental design for a thermal container, as shown and
described.

DESCRIPTION

FIG. 1 is a perspective view of a thermal container showing
my new design;

FIG. 2 is a front elevational view thereof;

FIG. 3 is a side elevational view thereof;

FIG. 4 is a top plan view thereof; and,

FIG. 5 is a bottom plan view thereof.

1 Claim, 5 Drawing Sheets

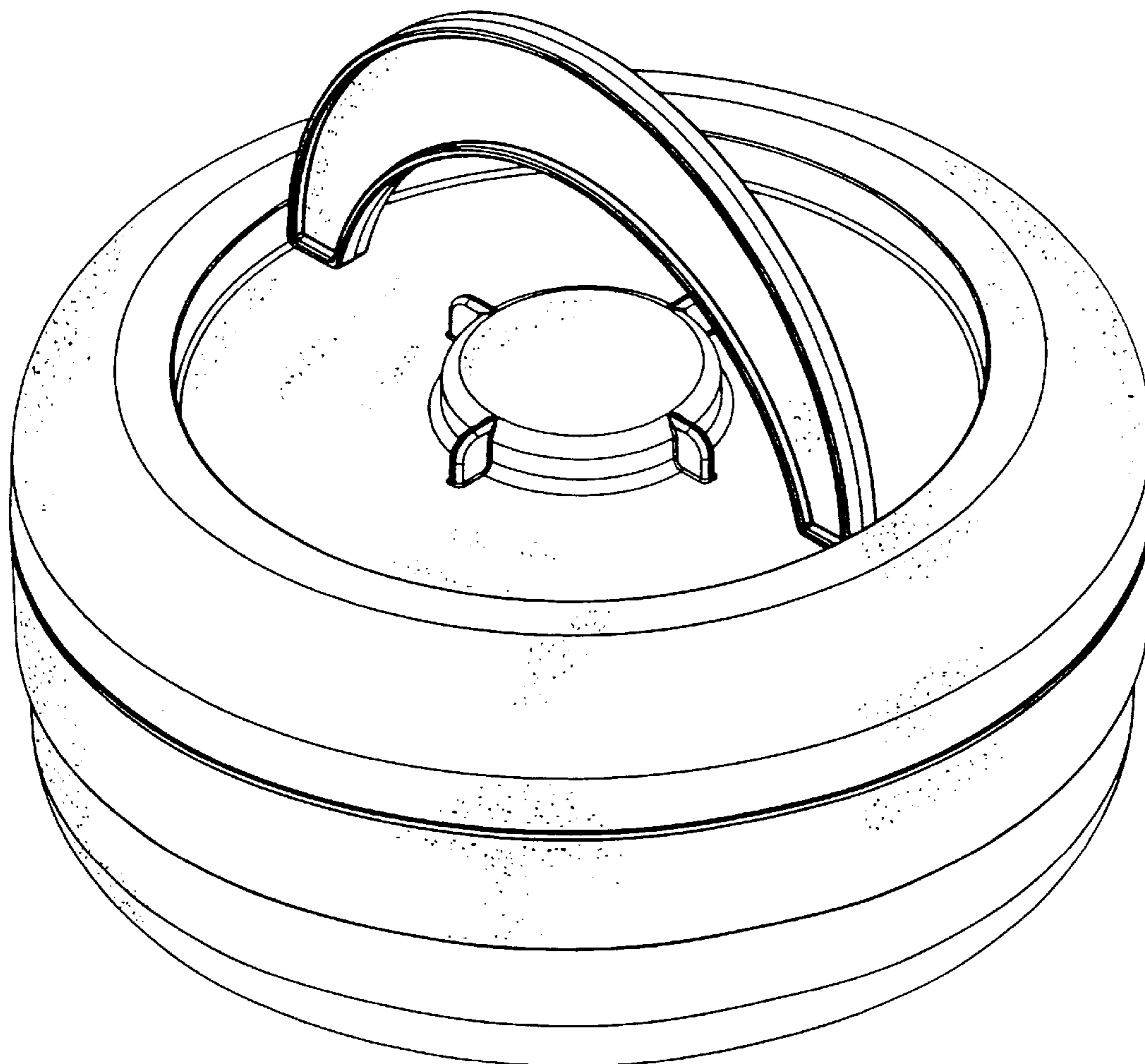


FIG. 1

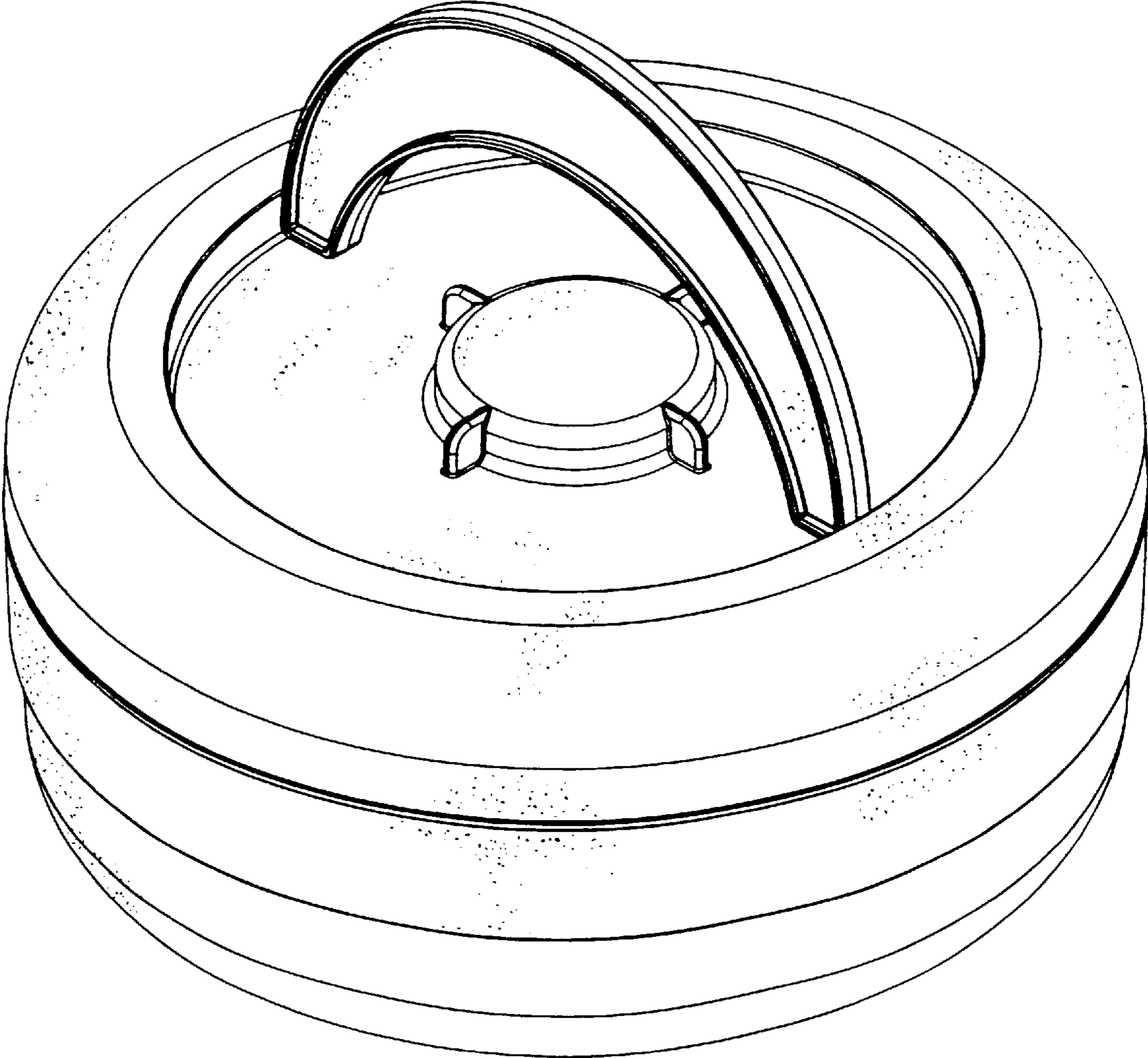


FIG.2




FIG. 3




FIG. 4

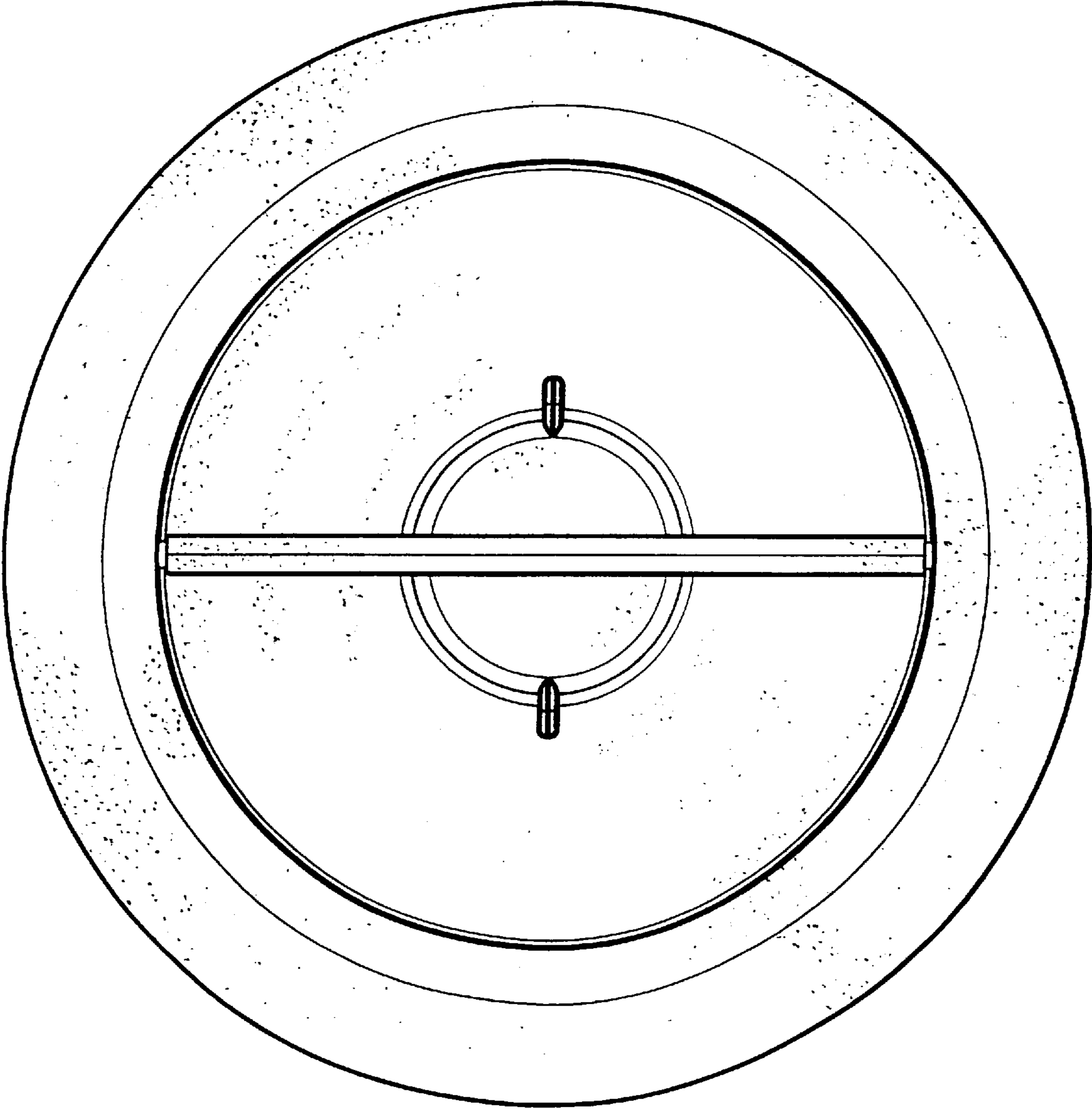


FIG. 5

