



US00D494417S1

(12) **United States Design Patent** (10) **Patent No.:** **US D494,417 S**
Lee (45) **Date of Patent:** **** Aug. 17, 2004**

(54) **COMBINED TEA STEEPER AND BASE**

(76) **Inventor:** **Sin Hang Lee**, 53 Milan Rd., Woodbridge, CT (US) 06525

(**) **Term:** **14 Years**

(21) **Appl. No.:** **29/165,192**

(22) **Filed:** **Aug. 6, 2002**

(51) **LOC (7) Cl.** **07-01**

(52) **U.S. Cl.** **D7/507**

(58) **Field of Search** D7/500, 505, 507, D7/509-550.1, 396.1-396.6; 206/217, 515, 520; 220/703-719; 229/400-405; 362/84, 101

(56) **References Cited**

U.S. PATENT DOCUMENTS

- D226,446 S * 3/1973 Wilton et al. D7/507
- RE27,688 E * 6/1973 White et al. 294/172
- D234,997 S * 4/1975 Stampley D7/507

OTHER PUBLICATIONS

Monongah Glass Company Catalog No. 6, Apr. 1, 1920; Item No. 1050 16oz Cover and Plate.*
 TenRen, The Art of Chinese Tea, Tea Cups (including "Jasmine Cups"), from website <http://www.tenren.com/tea-cups.html> (1 page), copyright 2000-2002.

TenRen, The Art of Chinese Tea, Tea Sets (including "Purple Clay Tea Sets"), from website <http://www.tenren.com/tea-cups.html> (1 page), copyright 2000-2002.

TenRen, The Art of Chinese Tea, Tea Trays (including "Stainless Steel Round Tea Tray"), from website <http://www.tenren.com/teacups.html> (1 page), copyright 2000-2002.

* cited by examiner

Primary Examiner—Caron D. Veynar

(74) *Attorney, Agent, or Firm*—Nash and Titus, LLC

(57) **CLAIM**

The ornamental design for a combined tea steeper and base, as shown and described.

DESCRIPTION

FIG. 1 is a front view of the combined tea steeper and base embodying my new design;

FIG. 2 is another front view of the combined tea steeper and base embodying my new design, and shows the lid in the lid stand;

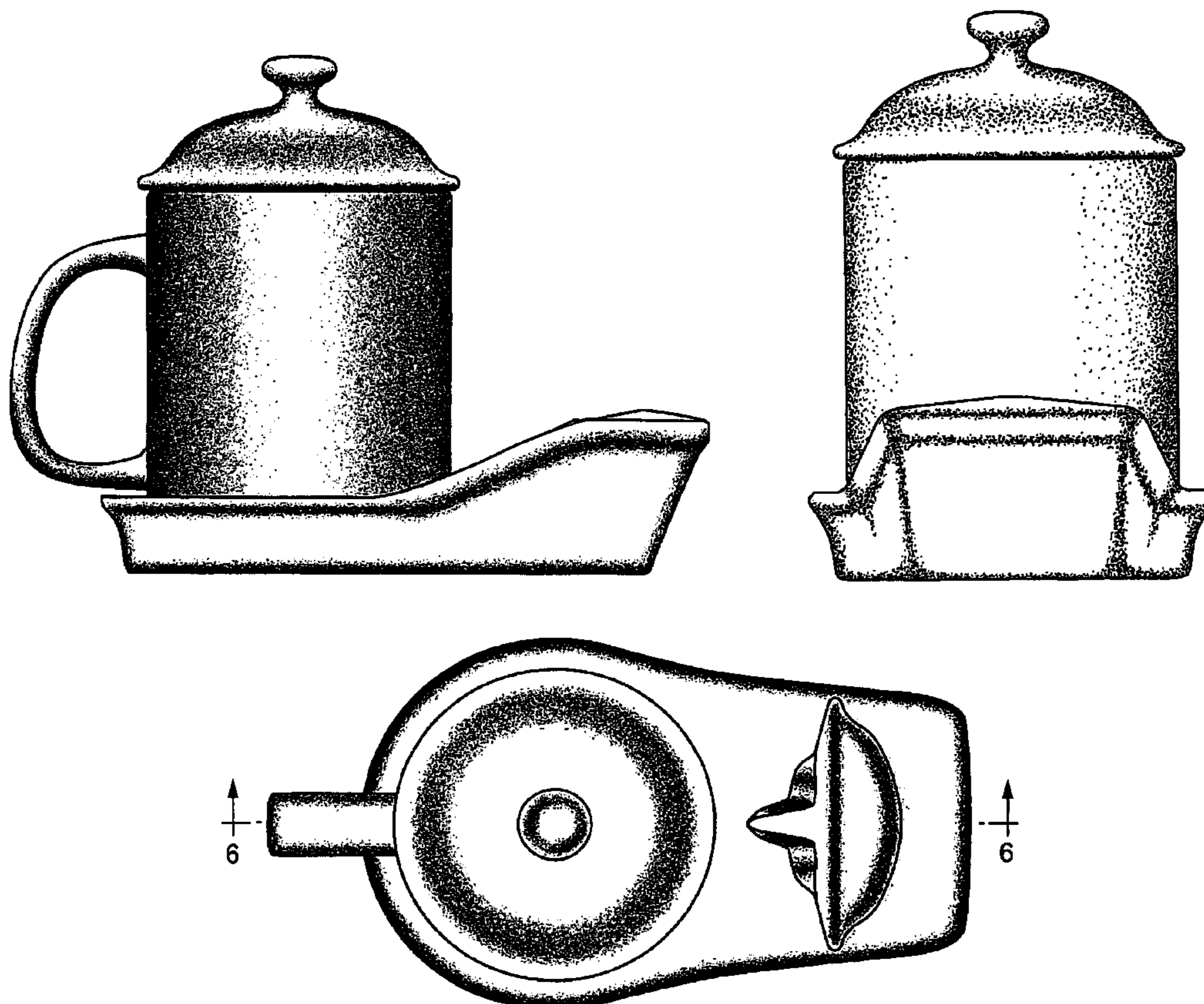
FIG. 3 is a top plan view of FIG. 1;

FIG. 4 is a top plan view of FIG. 2;

FIG. 5 is a right side view of FIG. 1; and,

FIG. 6 is a cross section view taken along line 6—6 of FIG. 3.

1 Claim, 4 Drawing Sheets






Fig. 1




Fig. 2

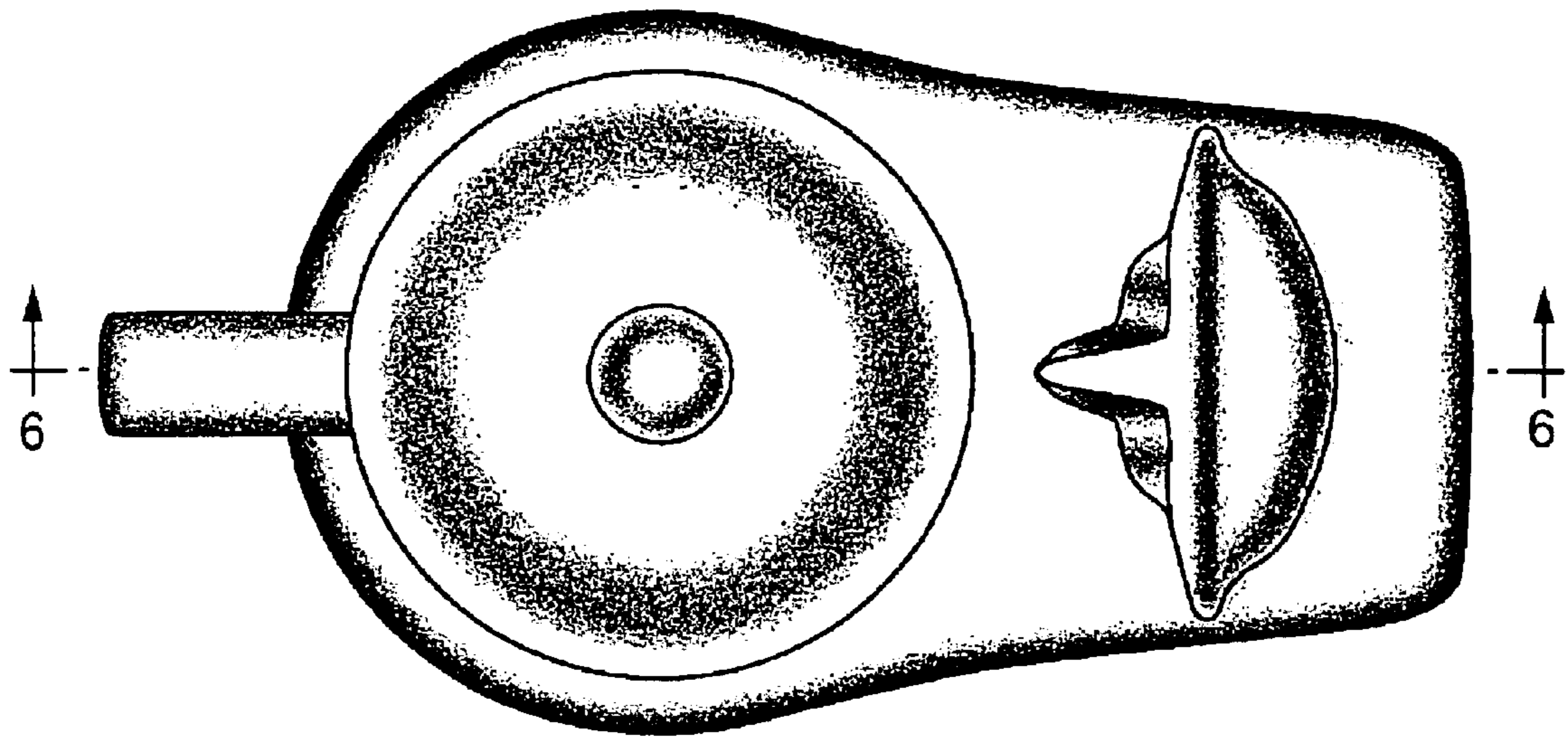


Fig. 3

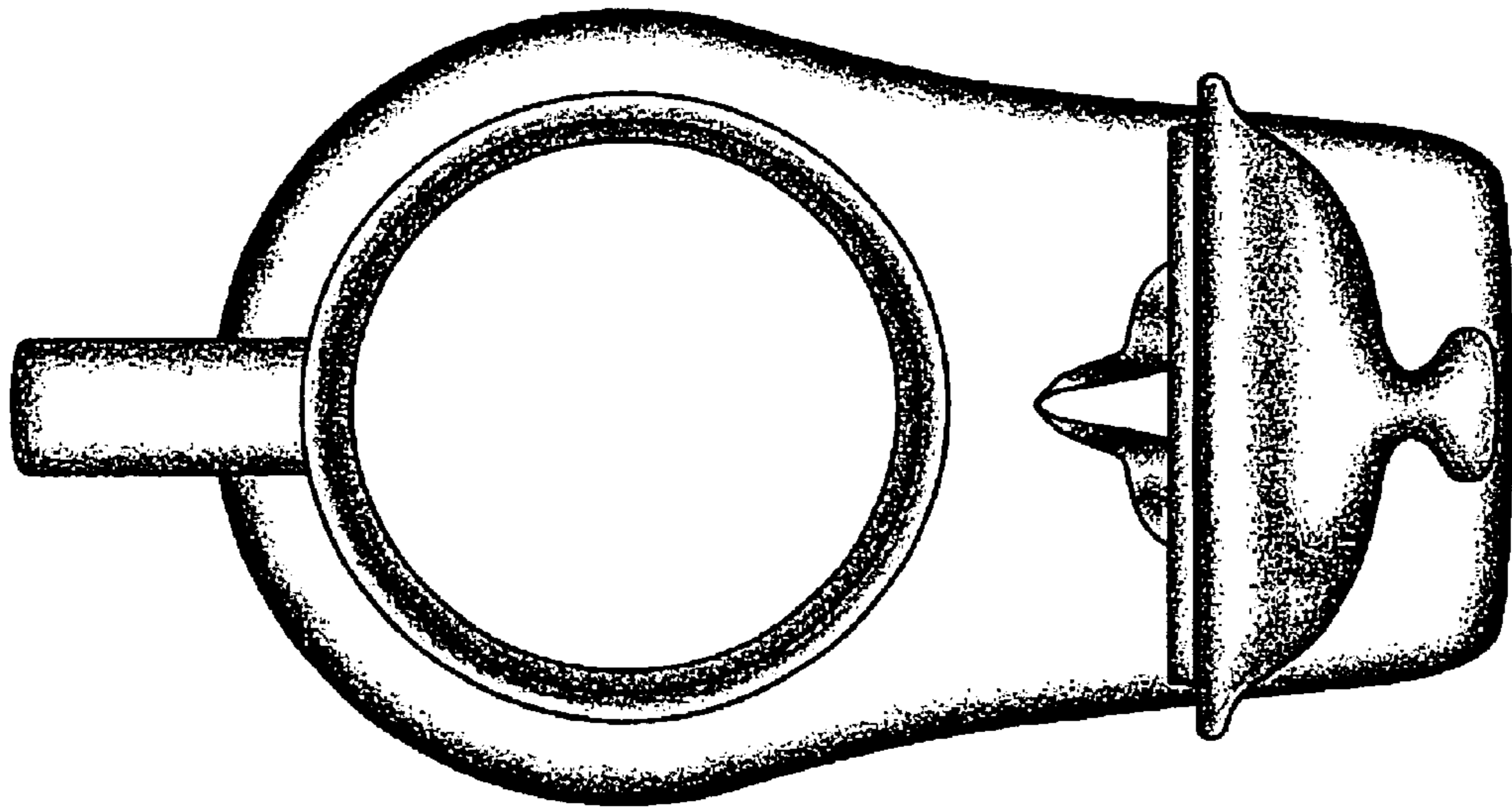


Fig. 4




Fig. 5

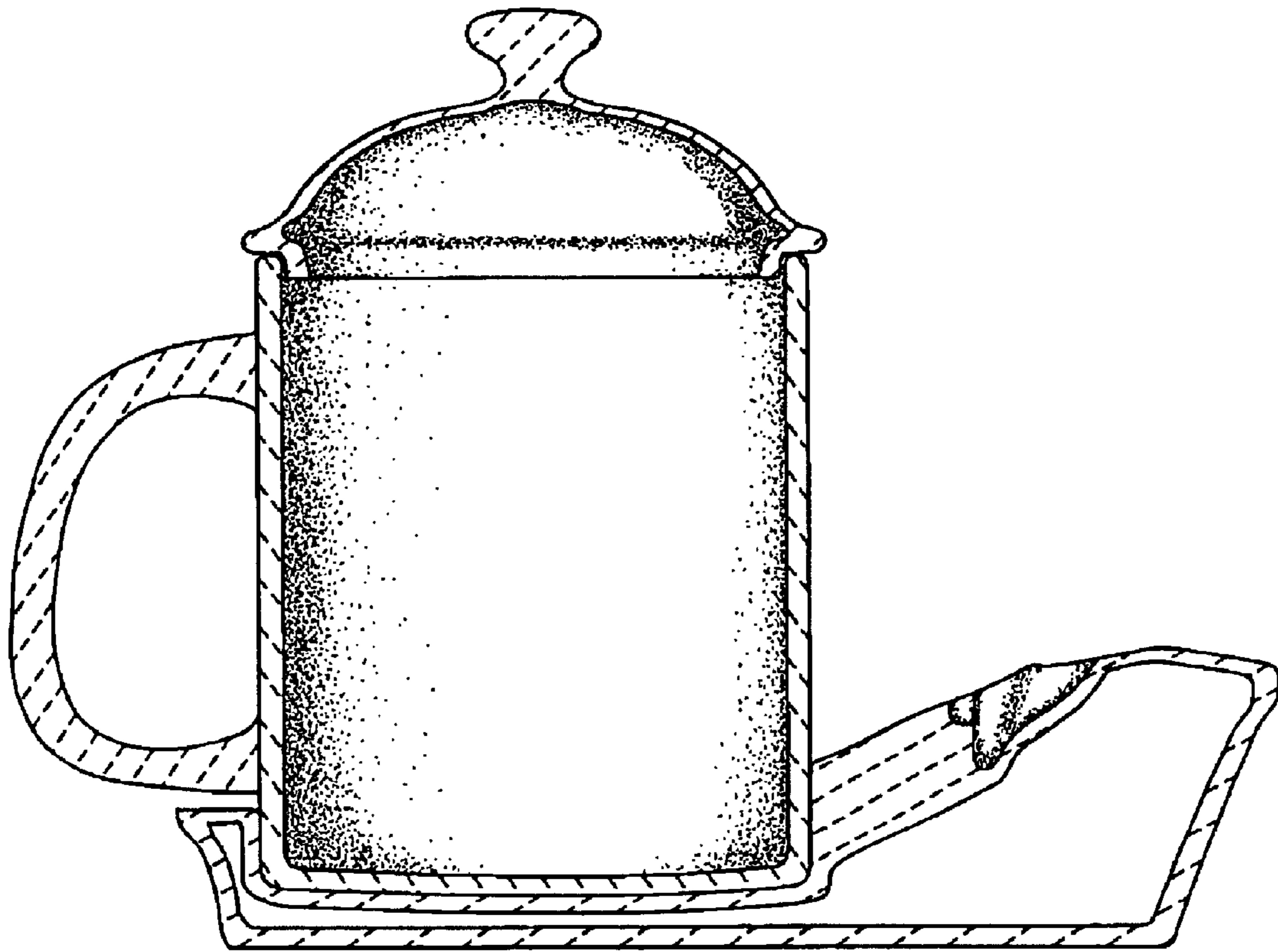


Fig. 6