

US00D494413S1

(12) **United States Design Patent** (10) **Patent No.:** **US D494,413 S**
Joss et al. (45) **Date of Patent:** **** Aug. 17, 2004**

(54) **BARBECUE GRILL TOP WITH ANGLED EDGES**

(75) Inventors: **Michael Steven Joss**, Chicago, IL (US); **Peter Joseph Zerillo**, Chicago, IL (US); **Vivekanand Challa**, Columbus, GA (US); **Otha Richardson, Jr.**, Columbus, GA (US); **Eric Hoyt Wong**, Columbus, GA (US)

(73) Assignee: **W. C. Bradley Company**, Columbus, GA (US)

(**) Term: **14 Years**

(21) Appl. No.: **29/188,397**

(22) Filed: **Aug. 18, 2003**

(51) **LOC (7) Cl.** **07-02**

(52) **U.S. Cl.** **D7/402**

(58) **Field of Search** D7/332-337, 402-404; 126/41 R, 25 R, 8, 9 R, 38, 268, 276; 99/339, 421 R, 357

(56) **References Cited**

U.S. PATENT DOCUMENTS

D433,279 S * 11/2000 Schlosser et al. D7/402

D438,060 S * 2/2001 Campbell et al. D7/402
D438,427 S * 3/2001 Campbell et al. D7/402
D449,492 S * 10/2001 Wagner et al. D7/402
D471,057 S * 3/2003 Chung D7/334
D483,983 S * 12/2003 Harrod et al. D7/334
2003/0154971 A1 * 8/2003 Chapman 126/41 R

* cited by examiner

Primary Examiner—Catherine R. Oliver
(74) *Attorney, Agent, or Firm*—James W. Kayden; Thomas, Kayden, Horstemeyer & Risley, LLP

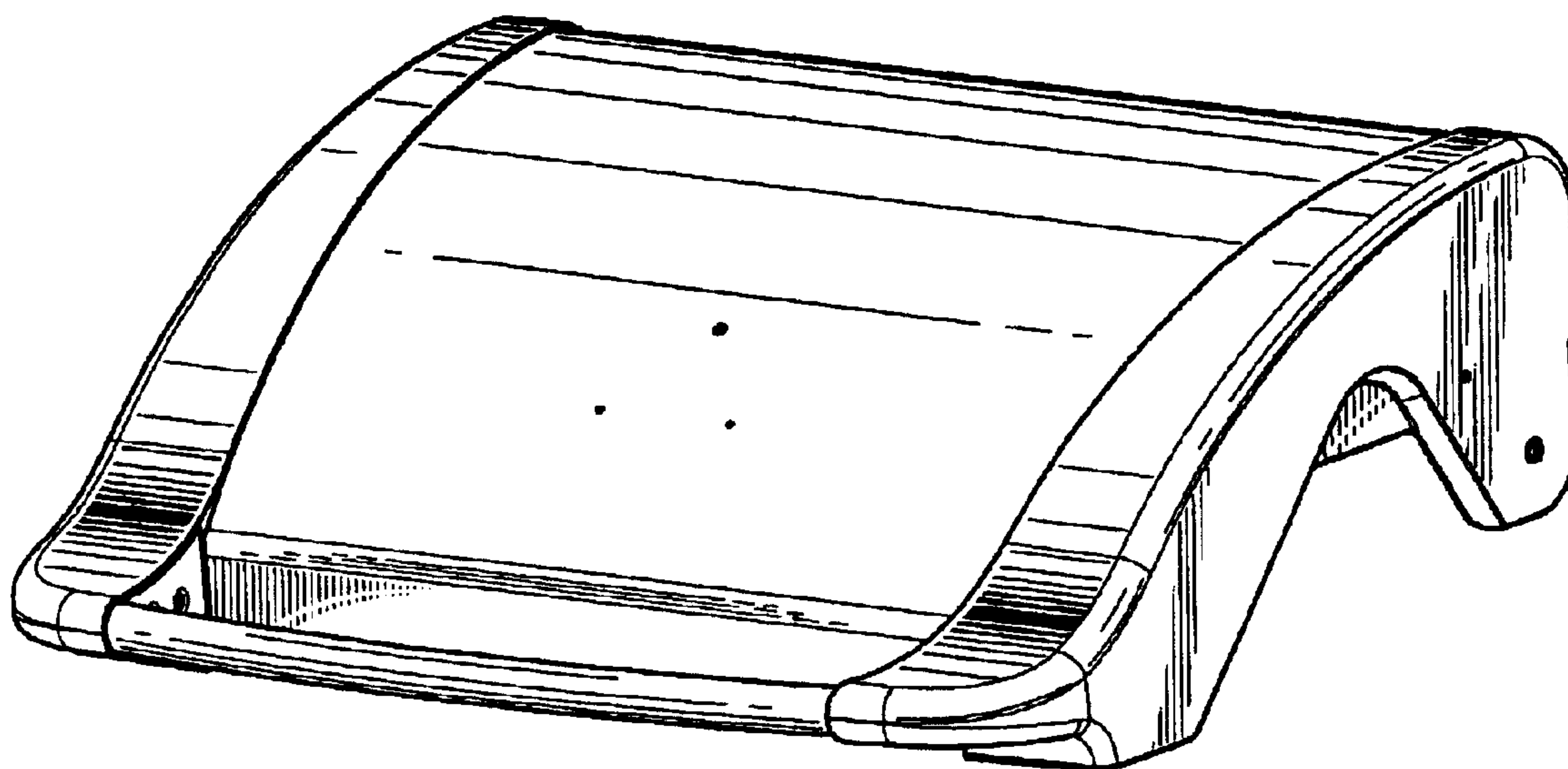
(57) **CLAIM**

The ornamental design for a barbecue grill top with angled edges, as shown and described.

DESCRIPTION

FIG. 1 is a perspective view showing our new barbecue grill top with angled edges;
FIG. 2 is a left side elevational view thereof, the right side elevational view thereof being a mirror image of that which is shown.
FIG. 3 is a front elevational view thereof;
FIG. 4 is a rear elevational view thereof; and,
FIG. 5 is a top plan view thereof; the bottom plan view is not shown as it does not form part of the claimed invention.

1 Claim, 3 Drawing Sheets






Fig. 1

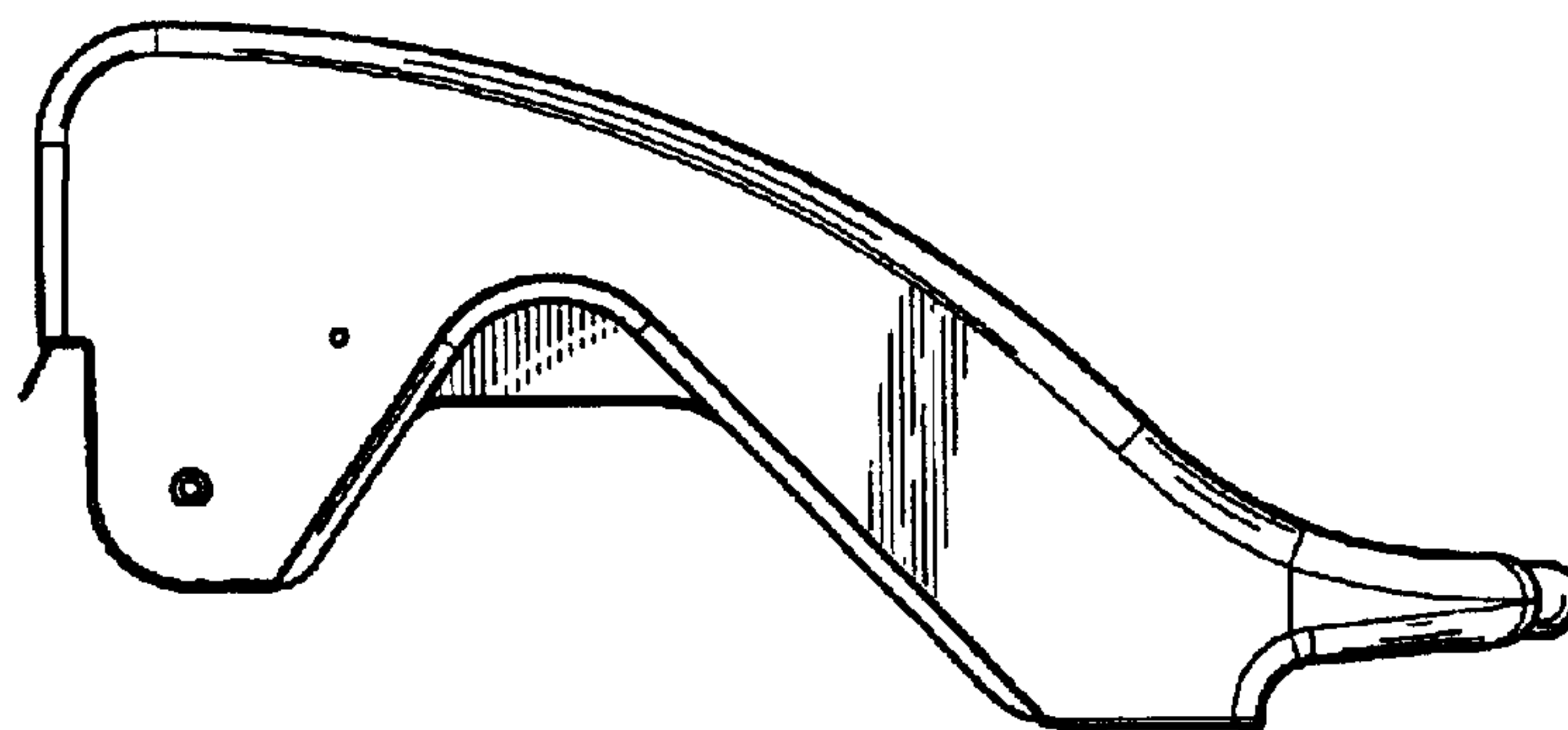


Fig. 2

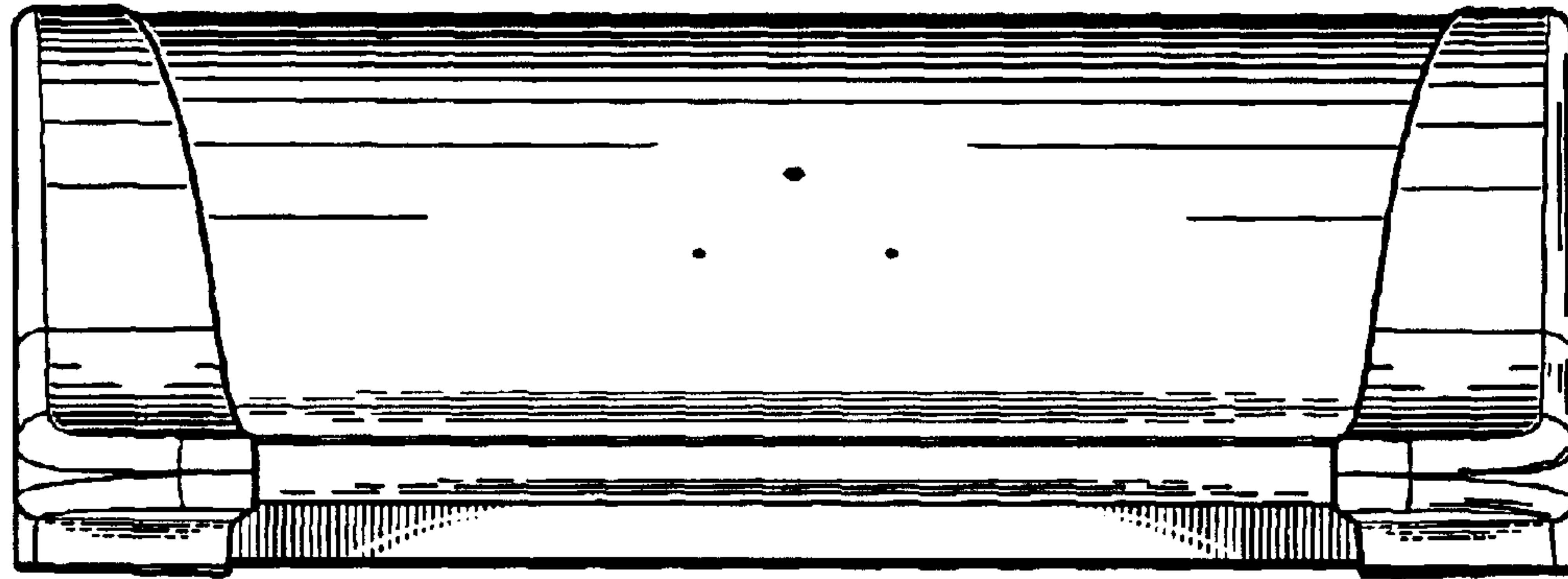


Fig. 3

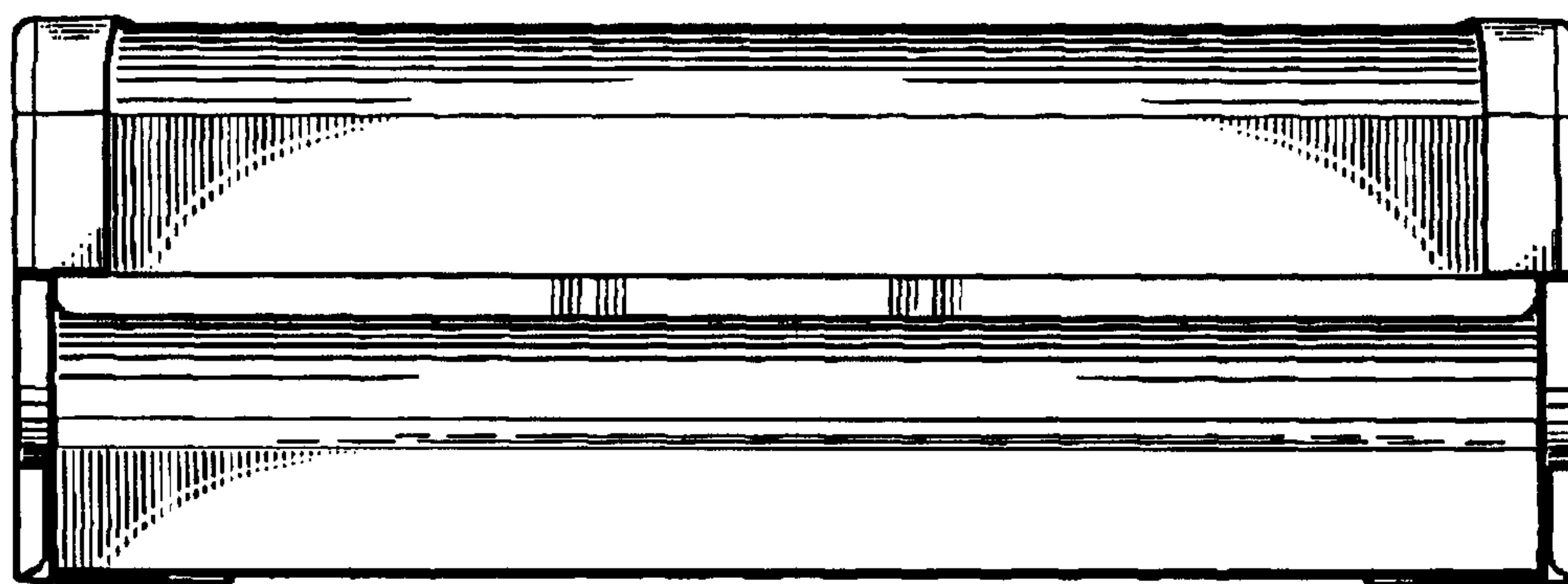


Fig. 4

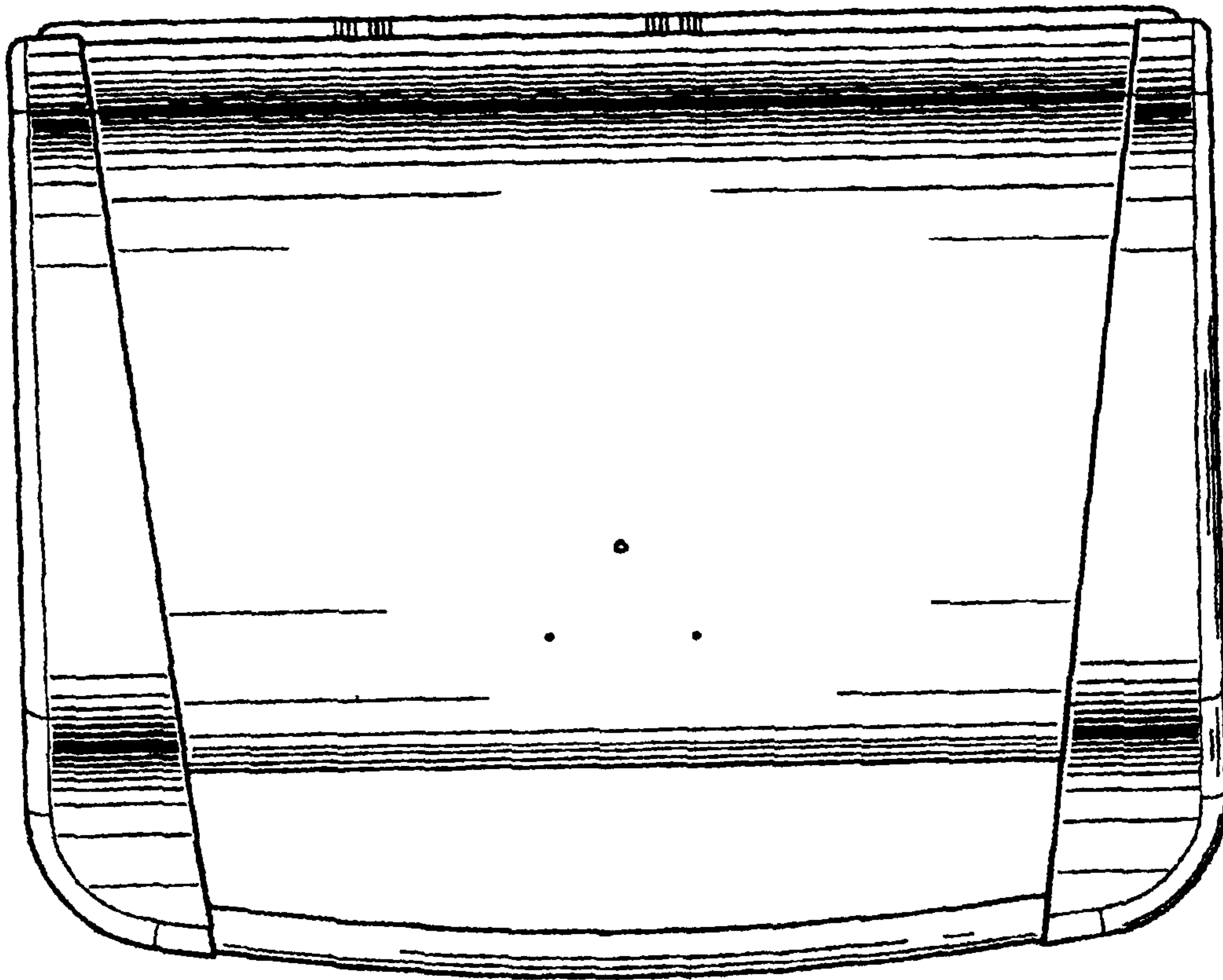


Fig. 5