

US00D494408S1

(12) **United States Design Patent**  
**Hinton et al.**

(10) **Patent No.:** **US D494,408 S**

(45) **Date of Patent:** **\*\* Aug. 17, 2004**

(54) **BROWNIE PAN**

(76) Inventors: **Deborah A. Hinton**, 10944 Frisco La.,  
Jacksonville, FL (US) 32257; **Theresa  
M. Montague**, 113 Stone Gable Cir.,  
Winter Springs, FL (US) 32708;  
**Colleen Lassiter**, 1185 Freedom La.,  
Winter Springs, FL (US) 32708

(\*\*) **Term:** **14 Years**

(21) **Appl. No.:** **29/189,980**

(22) **Filed:** **Sep. 15, 2003**

**Related U.S. Application Data**

(63) Continuation of application No. 10/138,573, filed on May 6,  
2002, now Pat. No. 6,619,193.

(51) **LOC (7) Cl.** ..... **07-02**

(52) **U.S. Cl.** ..... **D7/357; D11/155**

(58) **Field of Search** ..... D7/357, 553.1,  
D7/553.2, 553.3, 555; D9/341; D11/143,  
155; 47/85, 86; 99/426-444; 220/4.22,  
4.25, 4.27, 4.01, 500, 912, 507, 23.6

(56) **References Cited**

**U.S. PATENT DOCUMENTS**

2,467,698 A \* 4/1949 Reynolds ..... 220/4.01  
3,266,704 A \* 8/1966 Deeren ..... D7/533.3  
3,332,571 A 7/1967 Leedy  
3,485,434 A 12/1969 Donovan et al.  
3,633,786 A 1/1972 Leedy

3,982,655 A \* 9/1976 Kaupert ..... 220/23.6  
D263,681 S \* 4/1982 Parr ..... D9/341  
D263,682 S \* 4/1982 Urciuoli ..... D9/341  
D321,074 S \* 10/1991 Eby ..... D9/341  
D324,834 S \* 3/1992 Saarinen ..... D11/155  
5,753,456 A \* 5/1998 Naqui et al. .... 220/500  
6,193,088 B1 \* 2/2001 Vincent et al. .... 220/371  
6,202,883 B1 \* 3/2001 Narazaki et al. .... 220/507  
6,213,003 B1 \* 4/2001 Dufournet ..... 99/426  
D469,653 S \* 2/2003 Cooper et al. .... D7/357

\* cited by examiner

*Primary Examiner*—Caron D. Veynar

(74) *Attorney, Agent, or Firm*—Richard C. Litman

(57) **CLAIM**

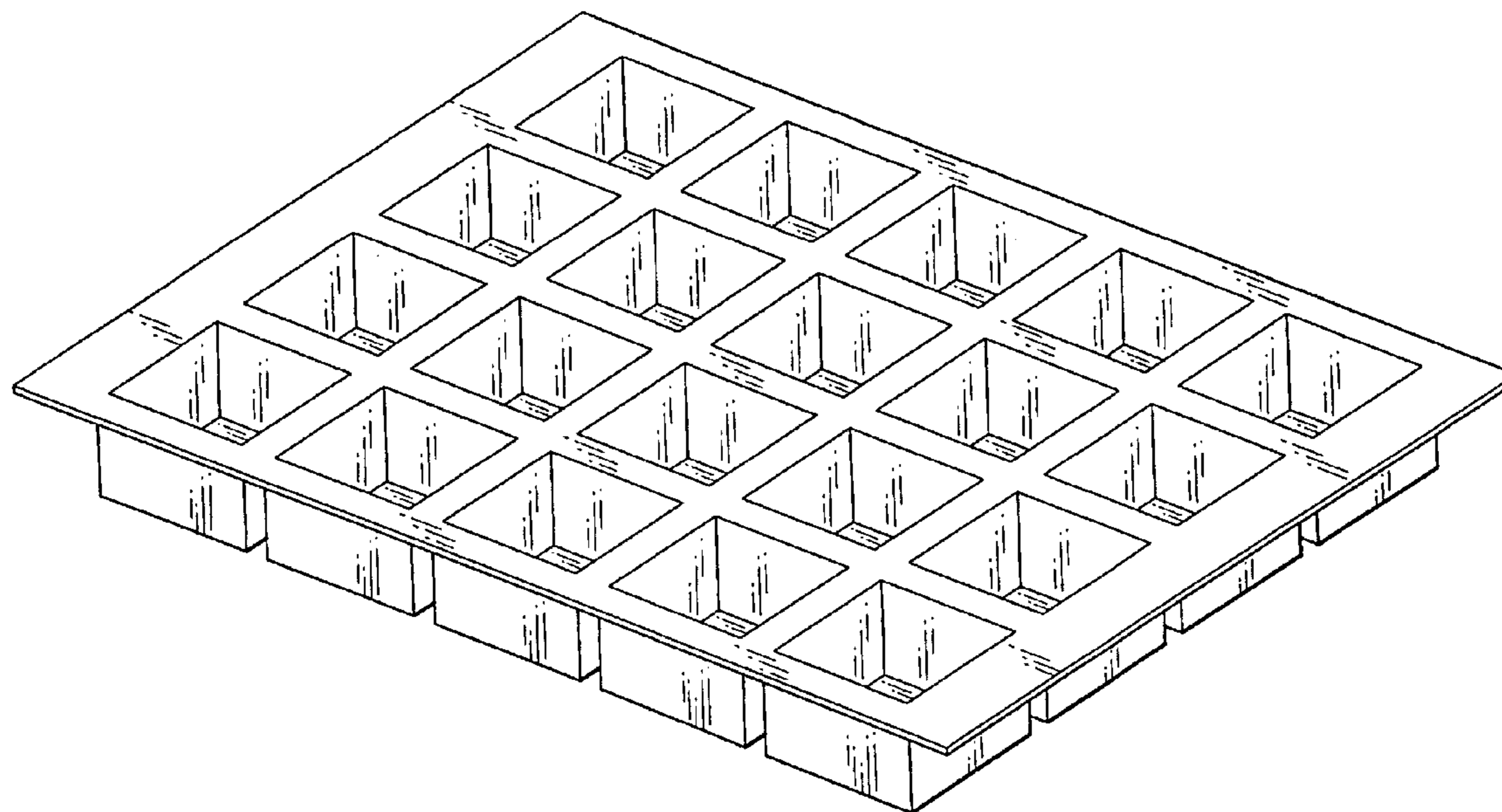
The ornamental design for a brownie pan, as shown and  
described.

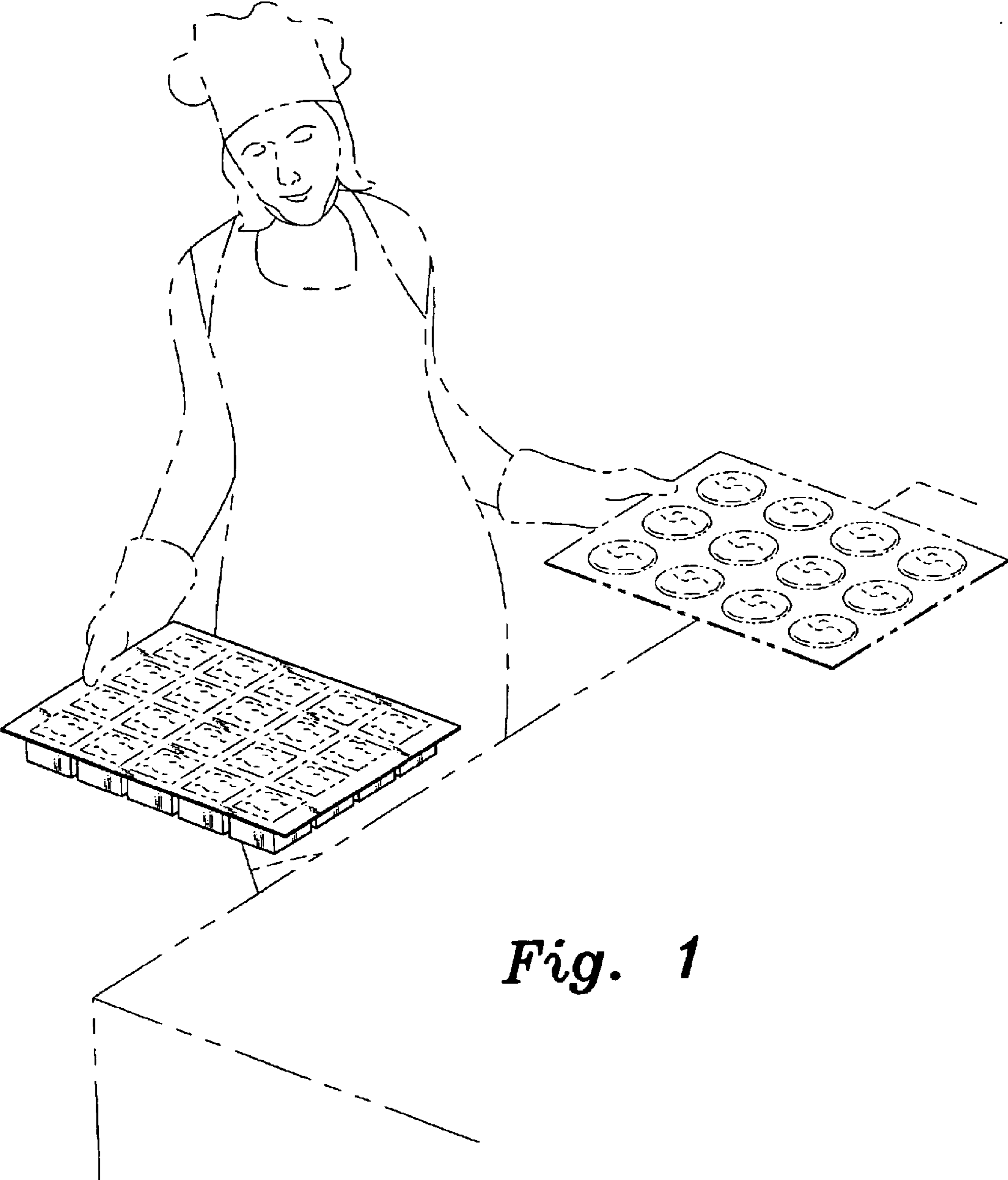
**DESCRIPTION**

FIG. 1 is an environmental perspective view of a brownie  
pan showing our new design;  
FIG. 2 is a perspective view thereof;  
FIG. 3 is a right side elevational view, with the left side  
being a mirror image, thereof;  
FIG. 4 is a front elevational view, with the rear being a  
mirror image, thereof;  
FIG. 5 is a top plan view thereof; and,  
FIG. 6 is a bottom plan view thereof.

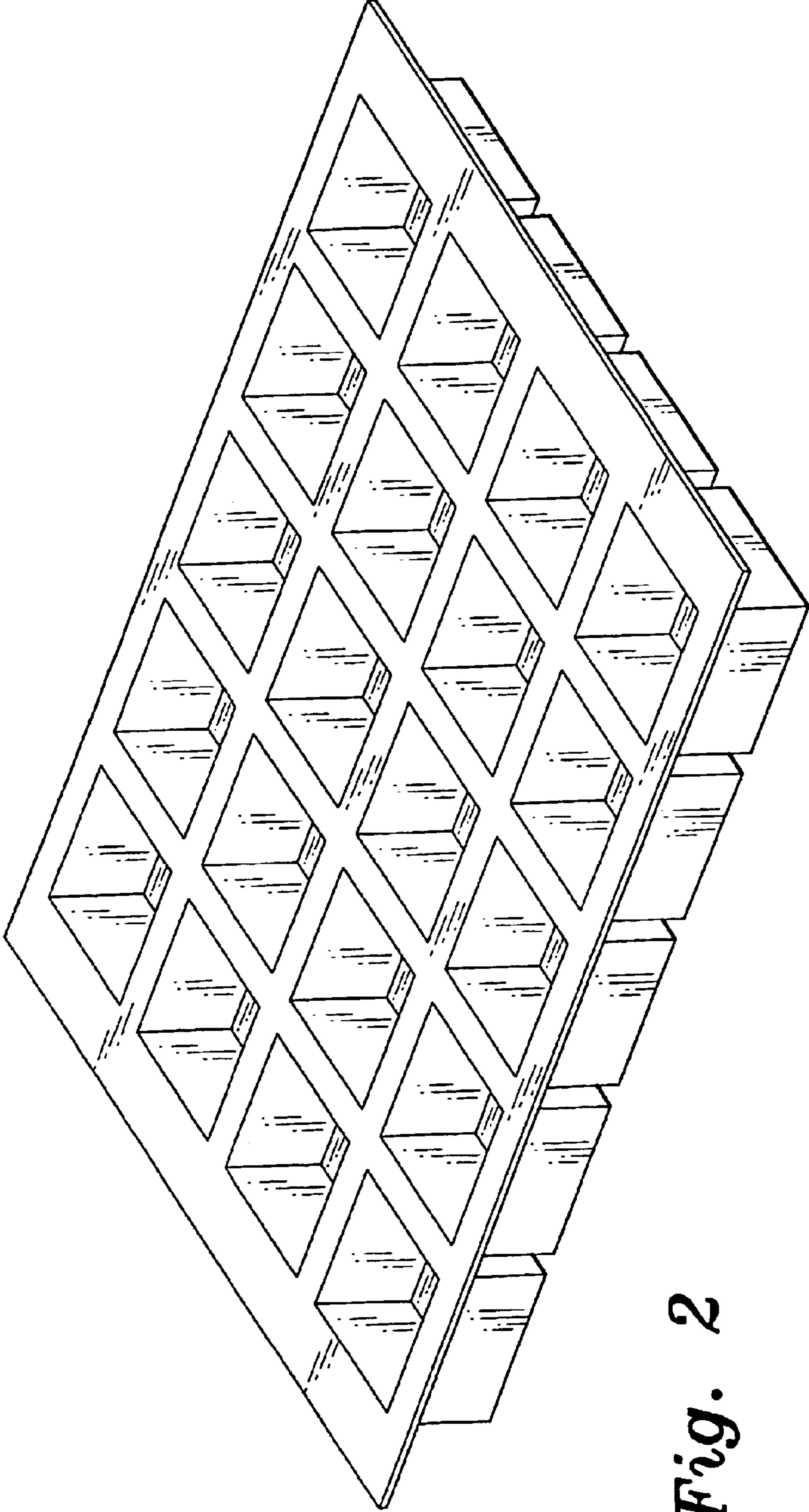
The broken line showing of the human figure, oven, cooke  
sheet, and brownies in FIG. 1 is for illustrative purposes only  
and forms no part of the claimed design.

**1 Claim, 5 Drawing Sheets**






*Fig. 1*




*Fig. 2*




*Fig. 3*



*Fig. 4*



*Fig. 5*



*Fig. 6*