

US00D494403S1

(12) **United States Design Patent** (10) **Patent No.:** **US D494,403 S**
Spencer (45) **Date of Patent:** **** Aug. 17, 2004**

(54) **BATHROOM/AREA RUG**

(76) Inventor: **Al Spencer**, P.O. Box 25123, Los Angeles, CA (US) 90025

(**) Term: **14 Years**

(21) Appl. No.: **29/185,365**

(22) Filed: **Jun. 26, 2003**

(51) **LOC (7) Cl.** **06-11**

(52) **U.S. Cl.** **D6/583**

(58) **Field of Search** D6/582, 583; 4/251.1, 4/251.2, 254; 15/215, 216, 217

(56) **References Cited**

U.S. PATENT DOCUMENTS

D166,039 S	*	2/1952	Langensiepen	D6/583
D411,400 S		6/1999	Yancey, Jr.		
D414,643 S		10/1999	Phua		
D414,973 S		10/1999	Craft et al.		
D417,354 S	*	12/1999	Valenti	D6/583
D429,437 S	*	8/2000	Valenti	D6/583
D429,590 S		8/2000	Wallace		
D440,105 S	*	4/2001	Avery	D6/592

6,294,240 B1 * 9/2001 Brunetto 428/99

* cited by examiner

Primary Examiner—Robin V. Taylor

(57) **CLAIM**

The ornamental design for the bathroom/area rug, as shown and described.

DESCRIPTION

FIG. 1 is a left perspective view of the rug showing the design as applied to the perimeter (convexed and concaved sculpting of the outer edges) of the bathroom/area rug.

FIG. 2 is a left perspective view of the rug as it relates to the open space near a bathtub in a bathroom. (The bathtub can be substituted by a sofa or any open space.); and,

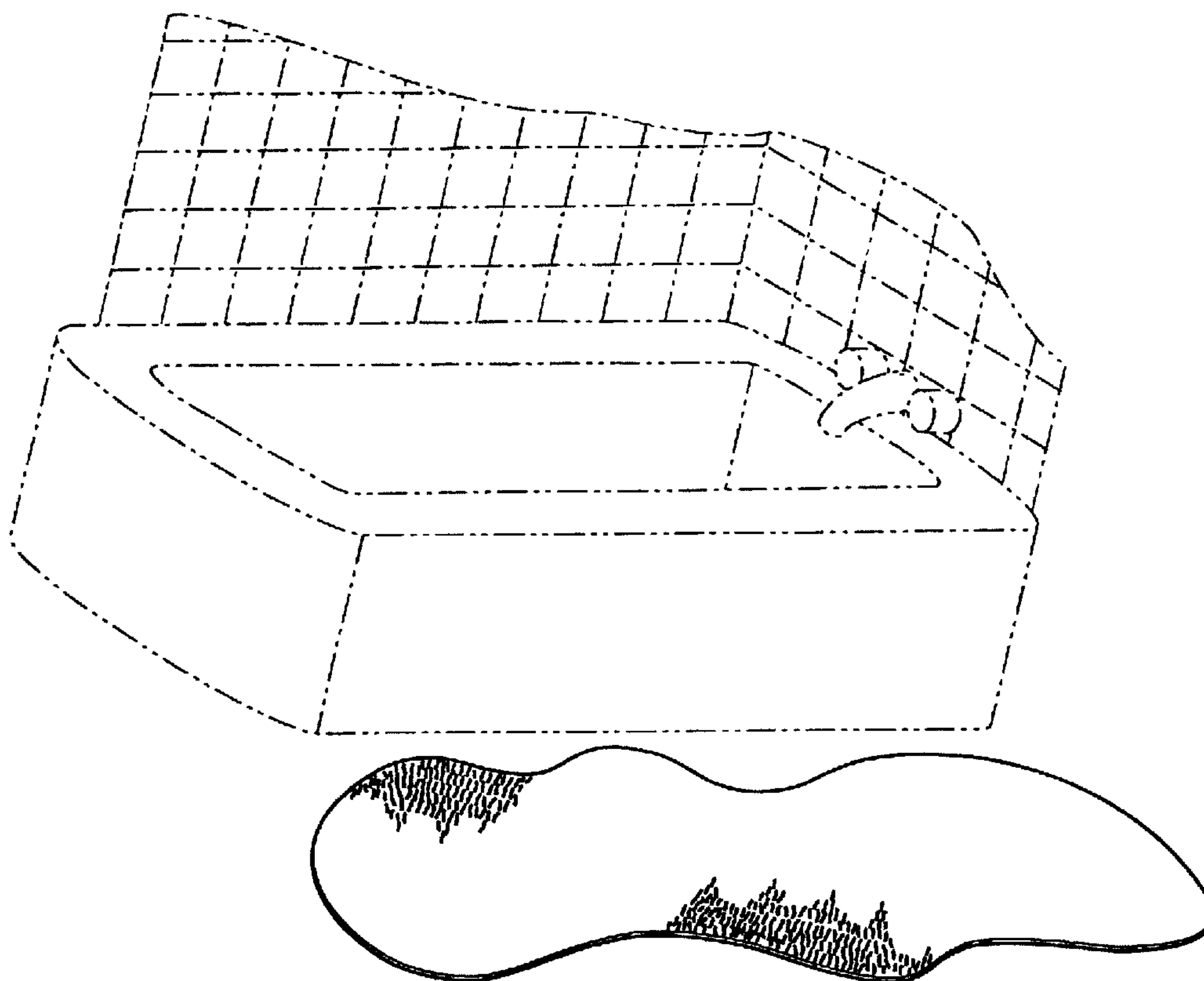
FIG. 3 is a top plan view of the rug embodying my new invention (design).

The backside of the rug is flat.

The pattern, which is partially shown for ease of illustration, represents a conventional fabric and is understood to repeat uniformly throughout the indicated area.

The broken line showing is for illustrative purposes only and forms no part of the claimed design.

1 Claim, 3 Drawing Sheets



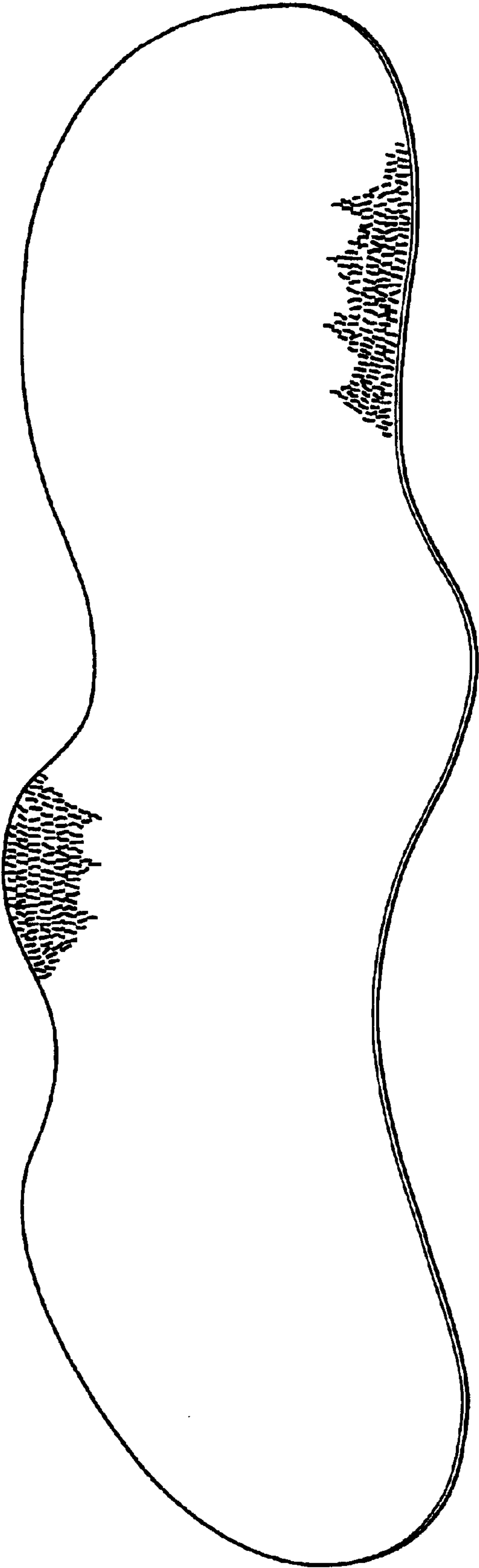


FIG. 1

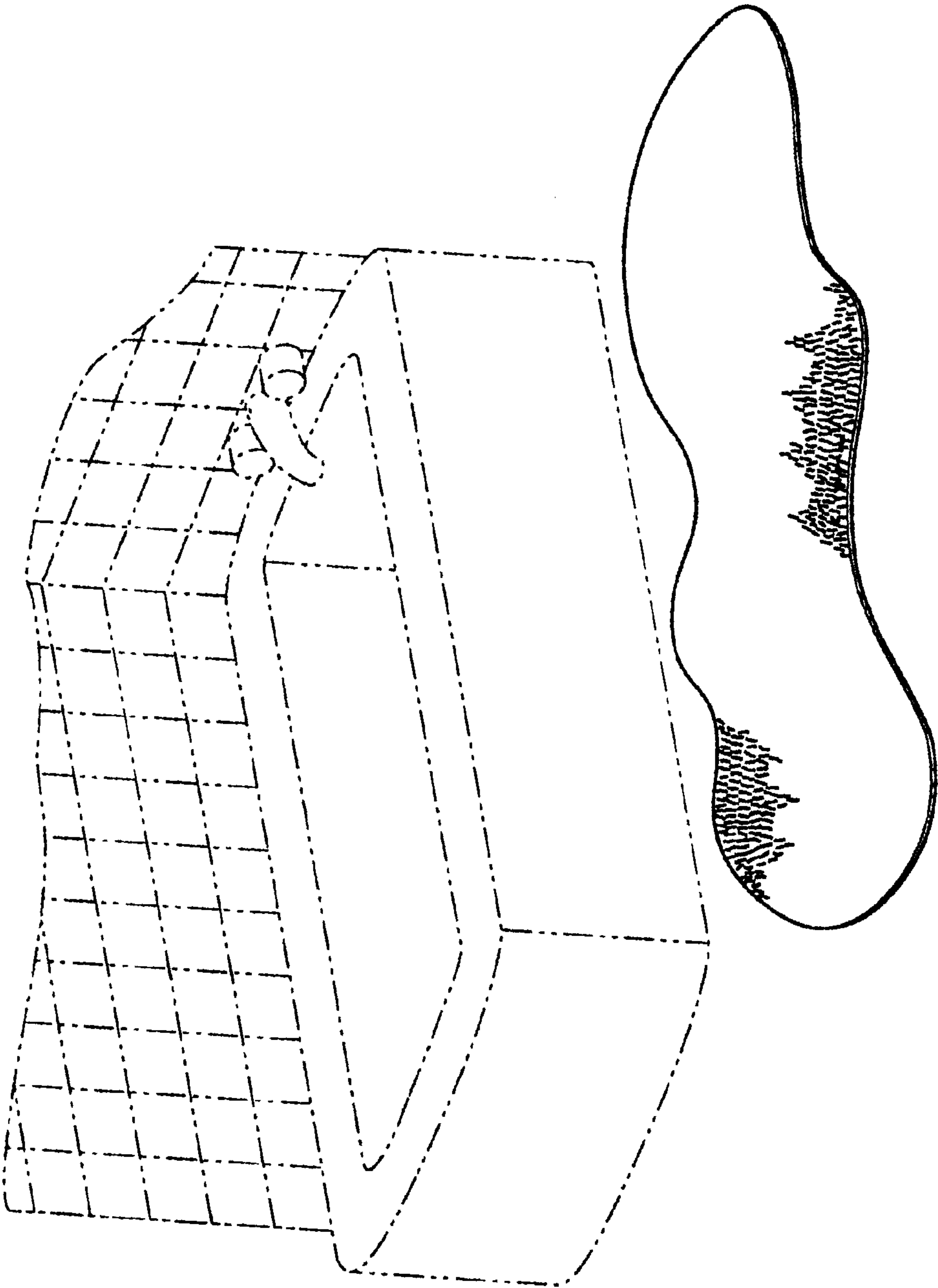


FIG. 2




FIG. 3