

US00D494376S1

(12) **United States Design Patent**  
**Natuzzi**

(10) **Patent No.:** **US D494,376 S**

(45) **Date of Patent:** **\*\* Aug. 17, 2004**

(54) **SOFA**

D405,280 S \* 2/1999 Gibson ..... D6/335  
D405,619 S \* 2/1999 Gohman ..... D6/377  
D481,217 S \* 10/2003 Nicoletti ..... D6/381

(75) **Inventor:** **Pasquale Natuzzi**, Santeramo in Colle (IT)

\* cited by examiner

(73) **Assignee:** **Natuzzi S.p.A.**, Bari (IT)

*Primary Examiner*—Gary D. Watson

(\*\*) **Term:** **14 Years**

(74) *Attorney, Agent, or Firm*—Harrison & Egbert

(21) **Appl. No.:** **29/182,289**

(57) **CLAIM**

(22) **Filed:** **May 23, 2003**

I claim the ornamental design for a sofa, as shown and described.

(51) **LOC (7) Cl.** ..... **06-01**

**DESCRIPTION**

(52) **U.S. Cl.** ..... **D6/381; D6/335**

FIG. 1 is an upper perspective view of the sofa showing my design.

(58) **Field of Search** ..... D6/334, 335, 336,  
D6/364, 377, 381, 500, 501, 502

FIG. 2 is a front elevational view thereof;

FIG. 3 is a top view thereof;

FIG. 4 is a right side view thereof; and,

FIG. 5 is a back view thereof.


(56) **References Cited**

**U.S. PATENT DOCUMENTS**

D284,046 S \* 6/1986 Staats et al. .... D6/335  
D366,769 S \* 2/1996 Mabon ..... D6/335  
D382,720 S \* 8/1997 Gera ..... D6/335

The broken lines shown on the sofa are understood to represent stitching.

**1 Claim, 3 Drawing Sheets**






FIG. 1




FIG. 2

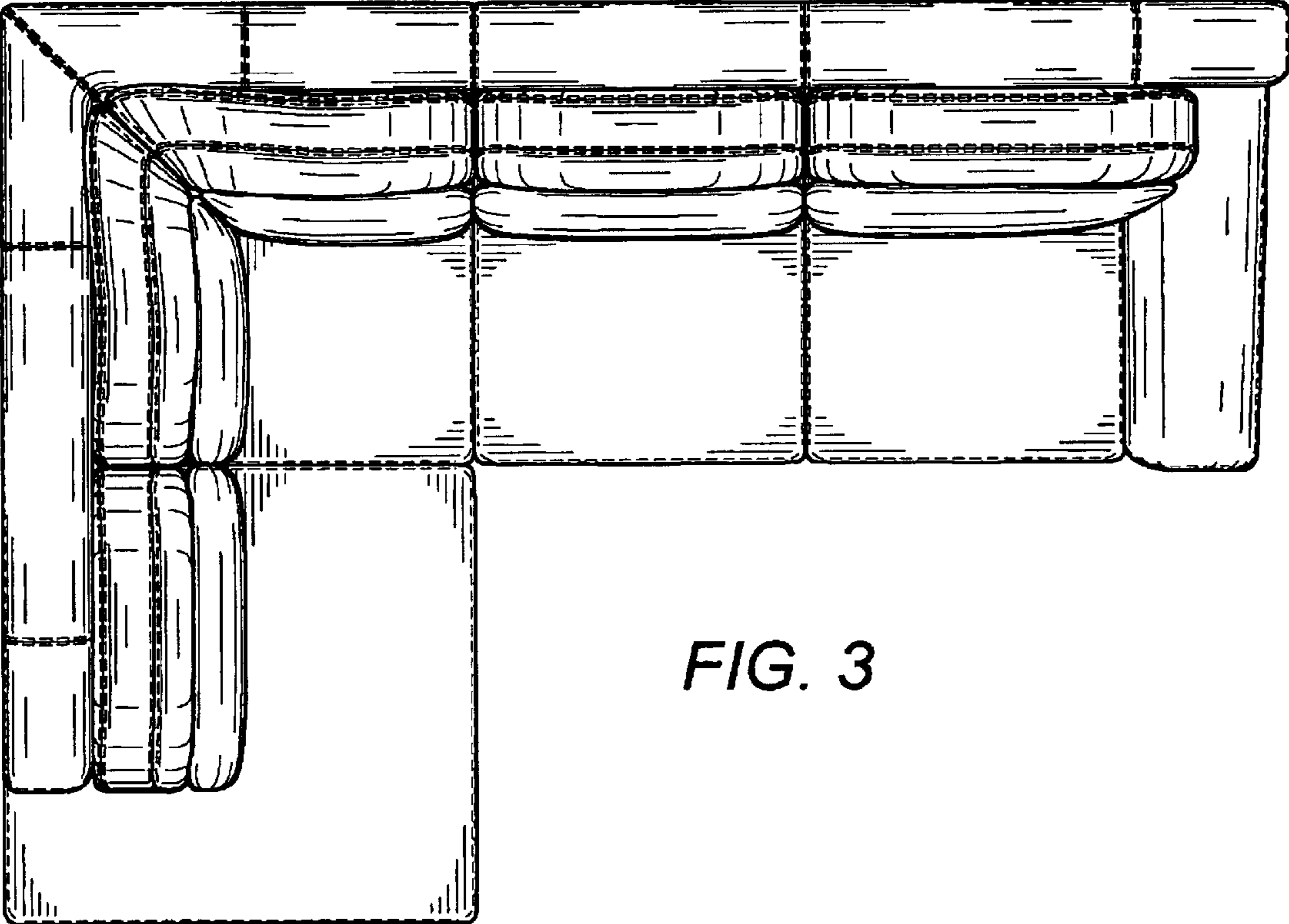




FIG. 3



*FIG. 4*



*FIG. 5*