

US00D494374S1

(12) **United States Design Patent**
Cagle

(10) **Patent No.:** **US D494,374 S**

(45) **Date of Patent:** **** Aug. 17, 2004**

(54) **CHAISE LOUNGE**

(76) **Inventor:** **Brittany Gruber Cagle**, 1543
Nicholson Rd., Apt. A2, Jacksonville,
FL (US) 32207

(**) **Term:** **14 Years**

(21) **Appl. No.:** **29/185,066**

(22) **Filed:** **Jun. 20, 2003**

(51) **LOC (7) Cl.** **06-01**

(52) **U.S. Cl.** **D6/361**

(58) **Field of Search** D6/334, 335, 361,
D6/363, 374, 375, 500, 501; 297/DIG. 2,
445.1

(56) **References Cited**

U.S. PATENT DOCUMENTS

D194,498 S	*	2/1963	Miller	D6/361
D210,824 S	*	4/1968	Blix	D6/363
D210,875 S	*	4/1968	Stauber	D6/361
D217,449 S	*	5/1970	Moyer	D6/361
D218,423 S	*	8/1970	Angerer	D6/361
D227,204 S	*	6/1973	Cunningham	D6/361
D230,444 S	*	2/1974	Oskar et al.	D6/361

D236,861 S	*	9/1975	Conrad	D6/361
D280,054 S	*	8/1985	Pedersen	D6/375
D304,394 S	*	11/1989	Harmer	D6/361
D372,803 S	*	8/1996	Tucker	D6/361
D385,710 S	*	11/1997	Beck	D6/374
D456,158 S	*	4/2002	Van Severen	D6/361

* cited by examiner

Primary Examiner—Gary D. Watson

(74) *Attorney, Agent, or Firm*—Thomas C. Saitta

(57) **CLAIM**

The ornamental design for a chaise lounge, as shown and described.

DESCRIPTION

FIG. 1 is a perspective view of the invention, the broken lines being for illustrative purposes only and forming no part of the claimed invention.

FIG. 2 is a front view of the invention.

FIG. 3 is a rear view of the invention.

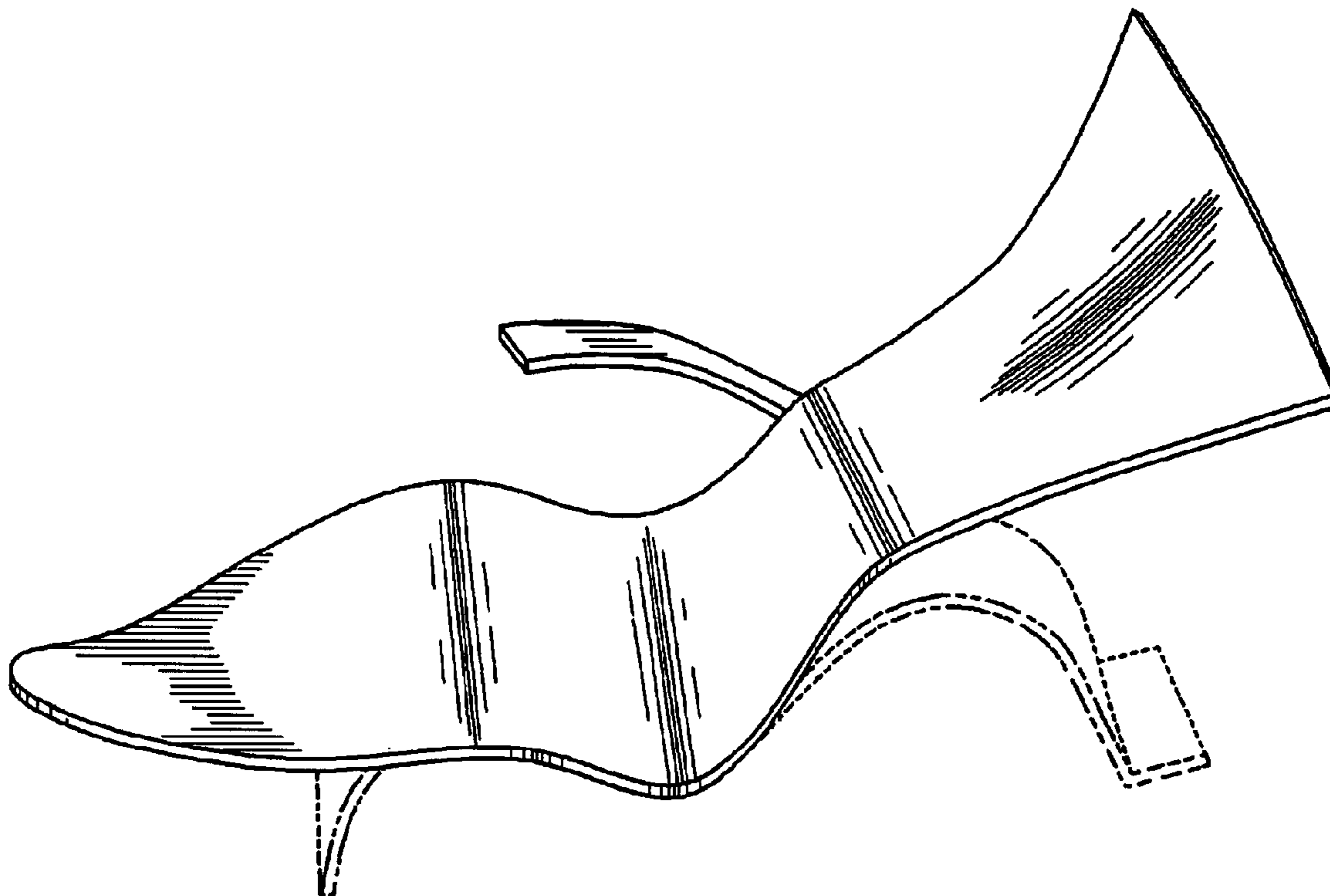
FIG. 4 is a right side view of the invention.

FIG. 5 is a left side view of the invention.

FIG. 6 is a top view of the invention; and,

FIG. 7 is a bottom view of the invention.

1 Claim, 4 Drawing Sheets






Fig. 1




Fig. 2




Fig. 3

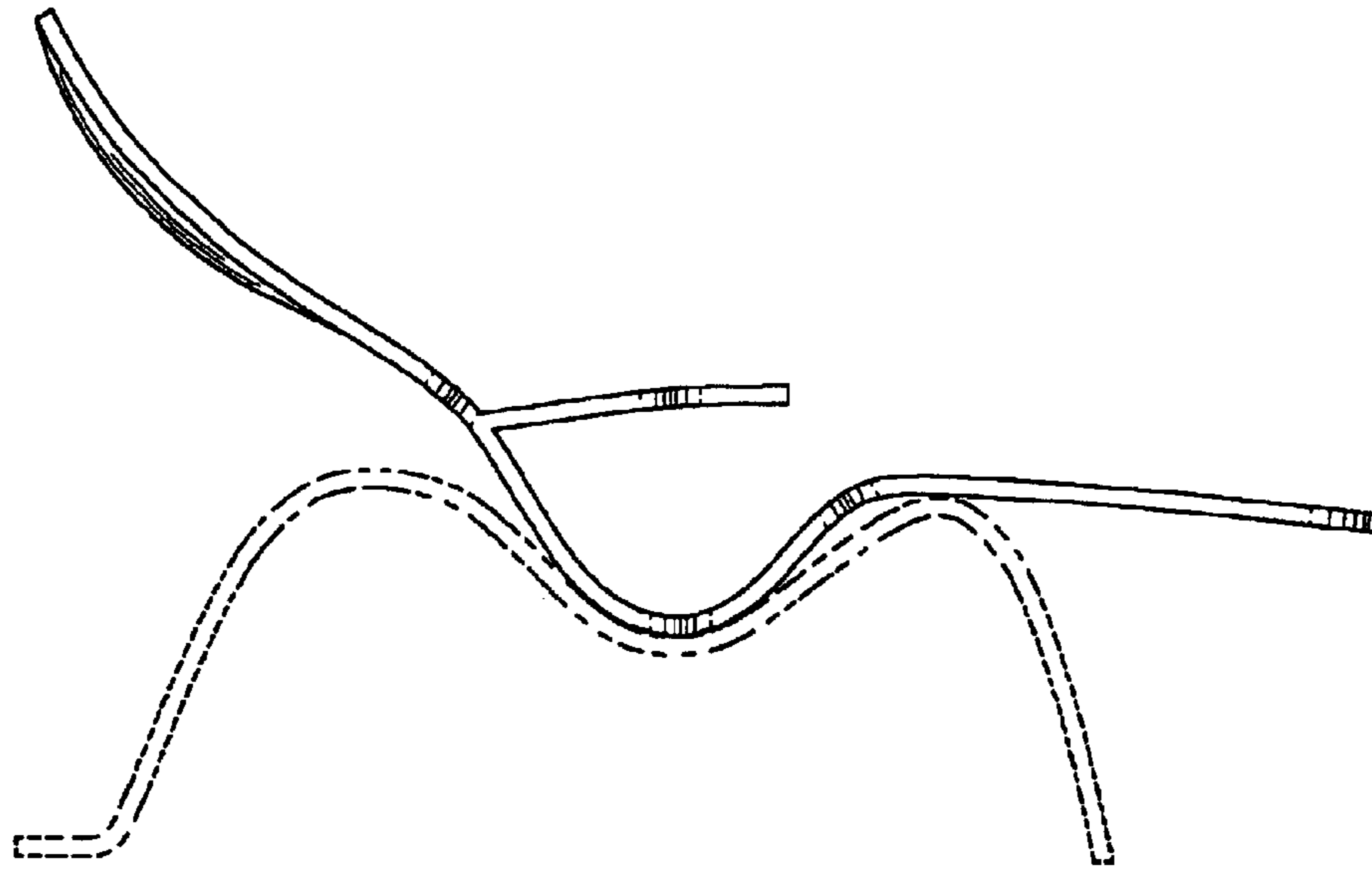


Fig. 4

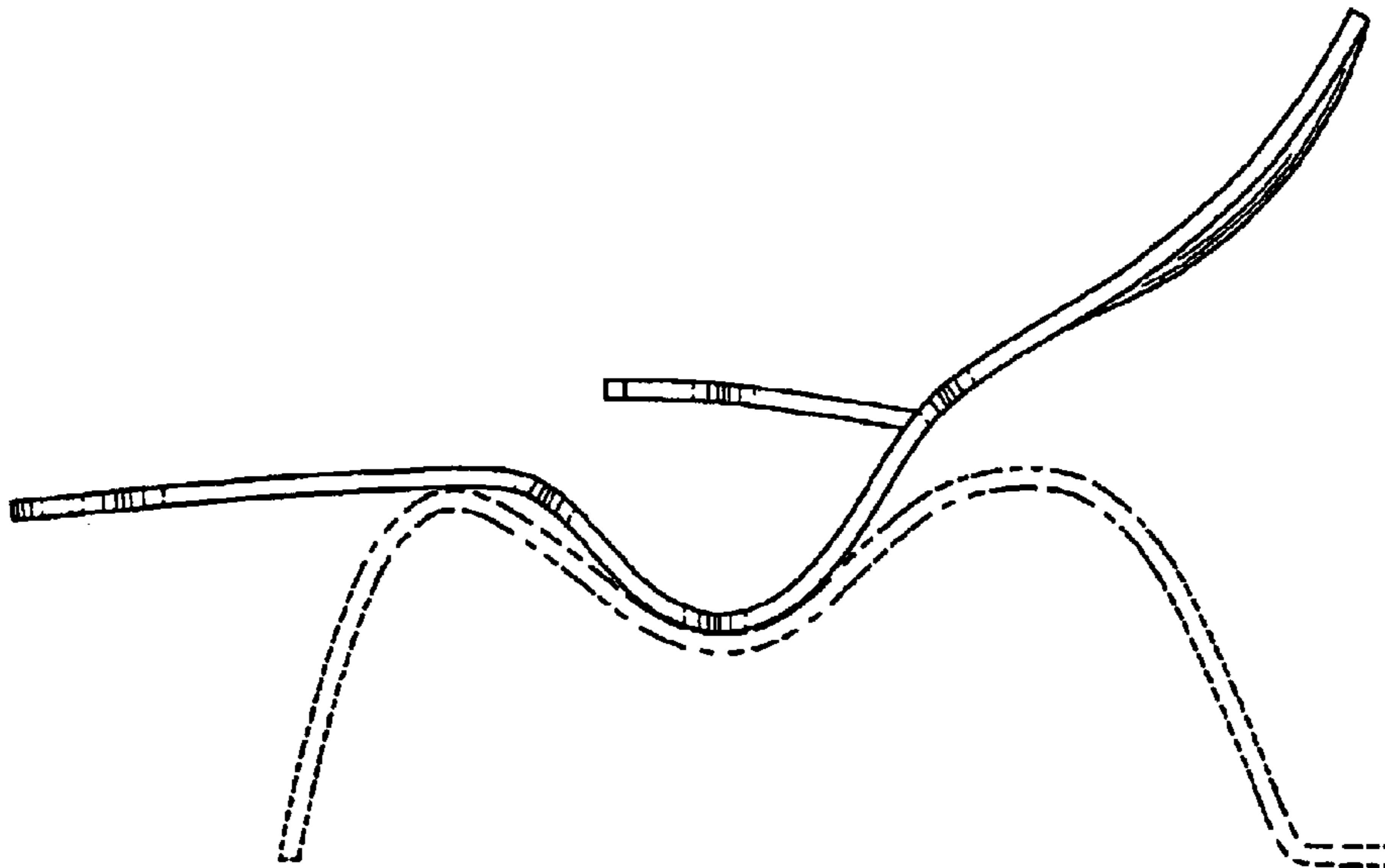


Fig. 5

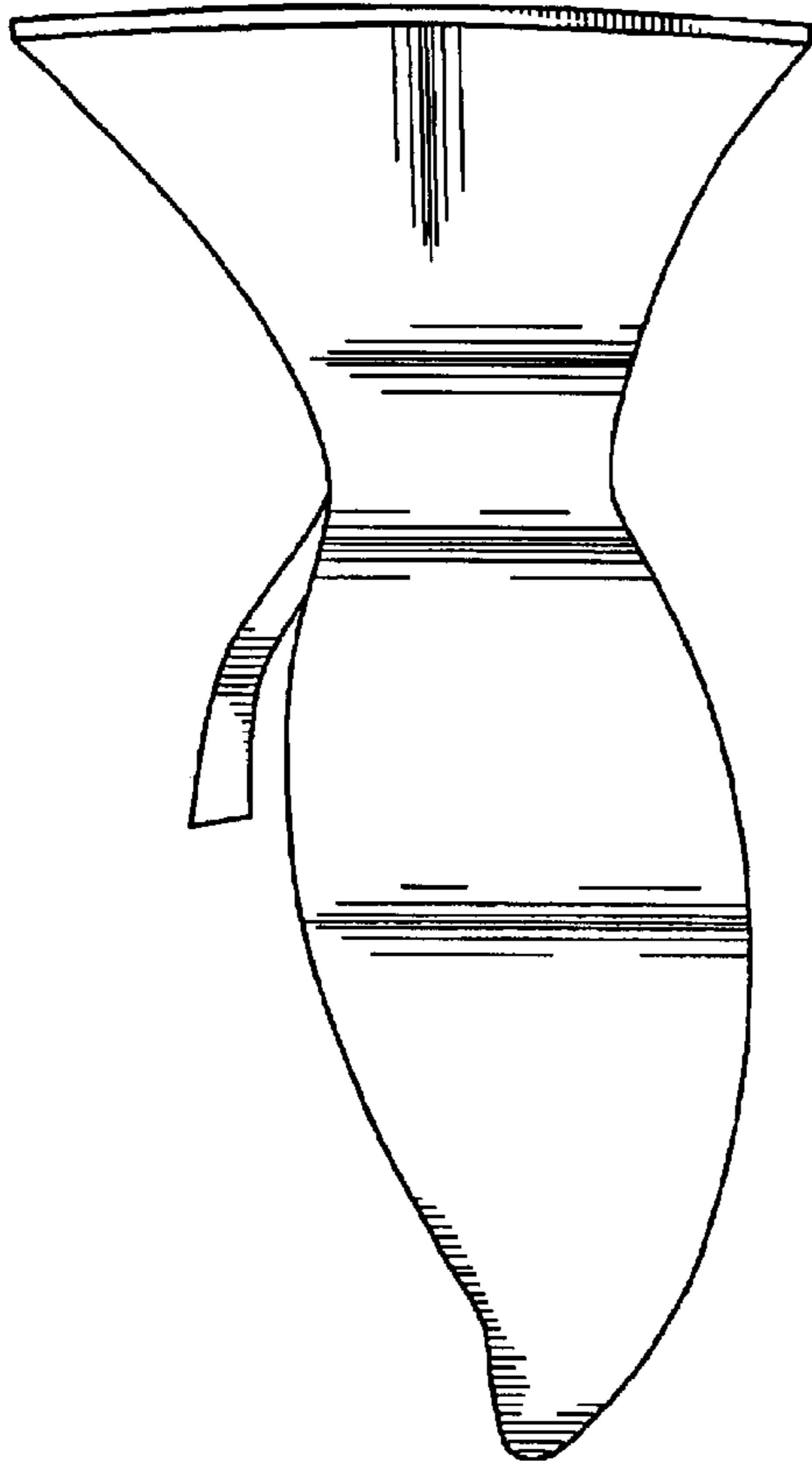


Fig. 6

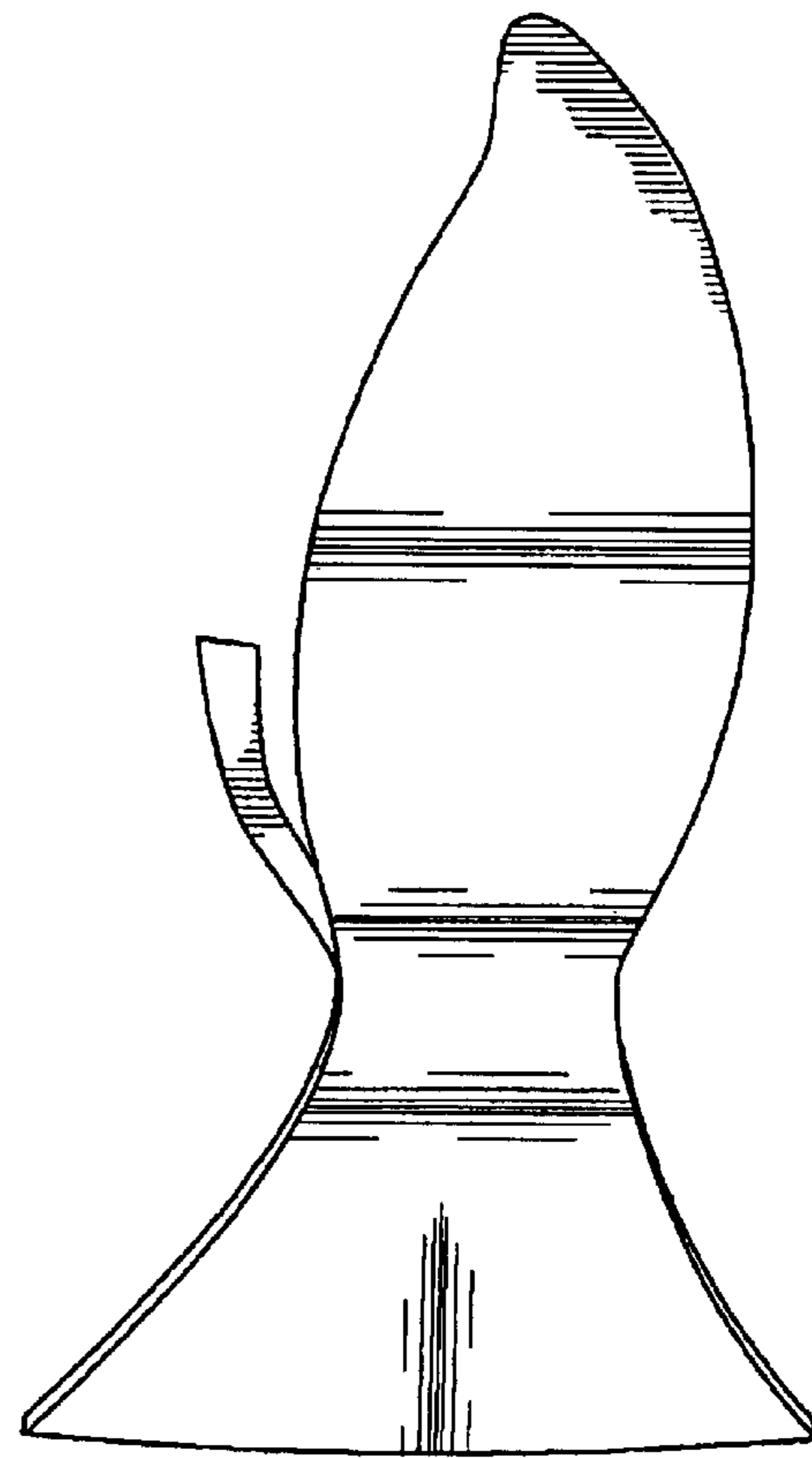


Fig. 7