



US00D494356S1

(12) **United States Design Patent** (10) **Patent No.:** **US D494,356 S**
Cooper (45) **Date of Patent:** **** Aug. 17, 2004**

- (54) **PORTION OF A SHOE UPPER**
- (75) Inventor: **Aaron Alexander Carroll Cooper**,
Portland, OR (US)
- (73) Assignee: **Nike, Inc.**, Beaverton, OR (US)
- (**) Term: **14 Years**
- (21) Appl. No.: **29/195,802**
- (22) Filed: **Dec. 18, 2003**
- (51) **LOC (7) Cl.** **02-99**
- (52) **U.S. Cl.** **D2/972**
- (58) **Field of Search** D2/902, 907, 908,
D2/943, 944, 969, 972-974; 36/45, 50.1,
77 M, 77 R, 83, 88, 113, 114, 126-130

(56) **References Cited**

U.S. PATENT DOCUMENTS

D265,015 S	6/1982	Higgins	
D290,783 S	7/1987	Selbiger et al.	
D295,576 S	5/1988	Selbiger	
D297,070 S	8/1988	Selbiger	
D302,898 S	8/1989	Greenberg	
D313,305 S	* 1/1991	Quan et al.	D2/973
D328,515 S	8/1992	Brown et al.	
D354,847 S	1/1995	Diaz et al.	
D392,456 S	* 3/1998	Yun	D2/972
D401,755 S	* 12/1998	Zinovieff	D2/972
D401,756 S	* 12/1998	Avar	D2/972
D402,457 S	* 12/1998	Greenberg	D2/969
D406,451 S	* 3/1999	Lozano	D2/972
D439,033 S	* 3/2001	Feller et al.	D2/972
D475,189 S	6/2003	Laberge et al.	
D475,846 S	6/2003	Lupo	
D482,859 S	12/2003	Laberge	

OTHER PUBLICATIONS

- Nike Footwear Catalog Fall 1987, p. 14, published Jan. 1987.
- Nike Footwear Catalog Spring 1988, p. 16, published Jun. 1987.

- Nike Footwear Catalog Spring 1989, p. 40, published Jun. 1988.
- Nike Footwear Catalog Spring 1989, p. 136, published Jun. 1988.
- Nike Footwear Catalog Fall 1989, p. 102, published Dec. 1988.
- Nike Footwear Catalog Fall 1989, p. 136, published Dec. 1988.
- Nike Footwear Catalog Fall 1990, p. 40, published Dec. 1989.
- Nike Footwear Catalog Spring 1996, p. 93, published Jun. 1995.
- Nike Footwear Catalog Spring 1996, p. 107, published Jun. 1995.
- Nike Footwear Catalog Late Spring 1996, p. 166, published Aug. 1995.
- Nike Footwear Catalog Spring 1997, p. 133, published Jun. 1996.

* cited by examiner

Primary Examiner—Dominic Simone
(74) *Attorney, Agent, or Firm*—Banner & Witcoff, Ltd.

(57) **CLAIM**

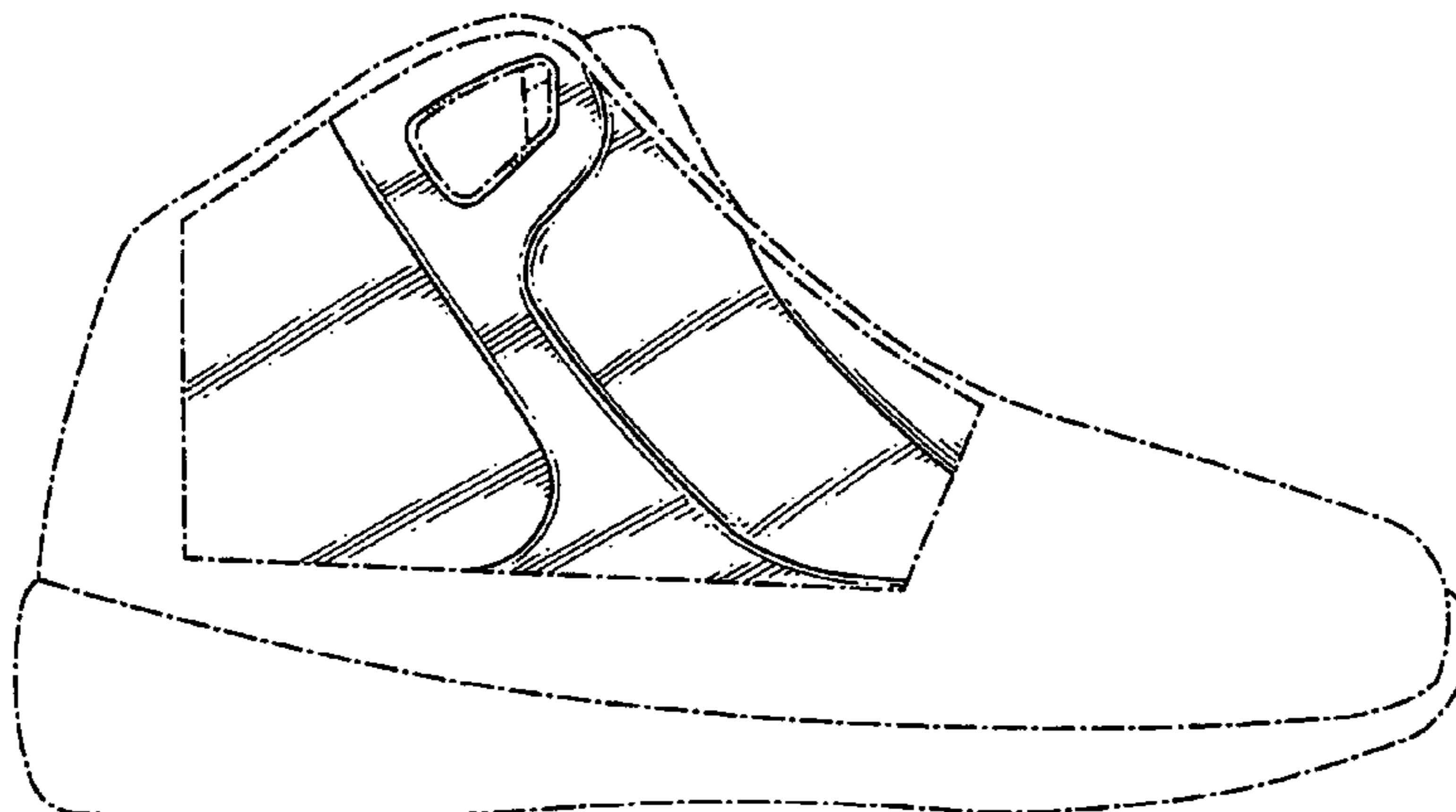
The ornamental design for a portion of a shoe upper, as shown and described.

DESCRIPTION

FIG. 1 is a perspective view of a portion of a shoe upper showing my new design;
 FIG. 2 is a side view thereof;
 FIG. 3 is a rear view thereof; and,
 FIG. 4 is a top view thereof.

The uneven broken lines immediately adjacent to the shaded area represents an unclaimed boundary of the design. The uneven broken lines within the shaded area and the uneven broken lines showing the remainder of the shoe are for illustrative purposes only and forms no part of the claimed design.

1 Claim, 4 Drawing Sheets



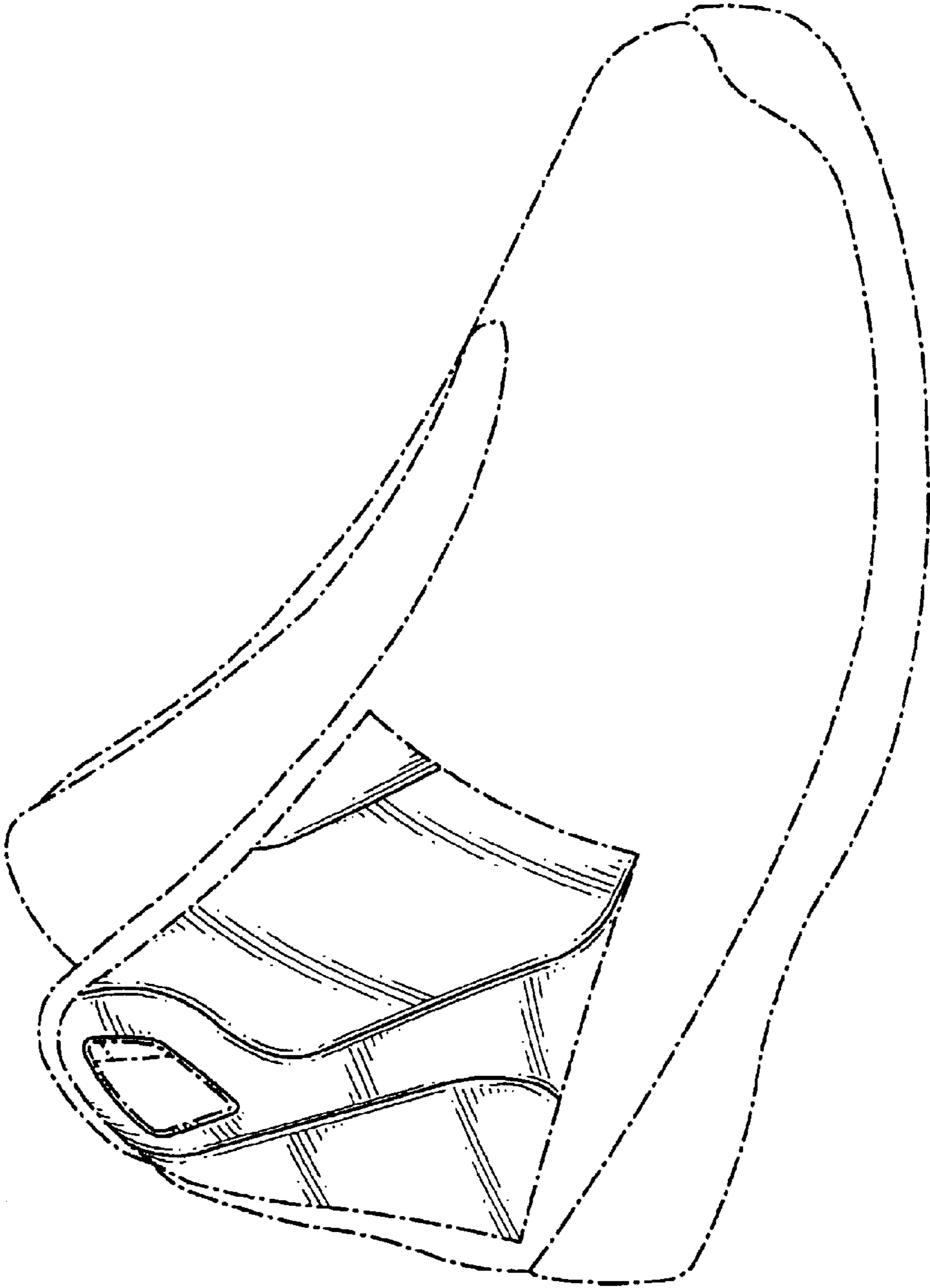


FIG.1

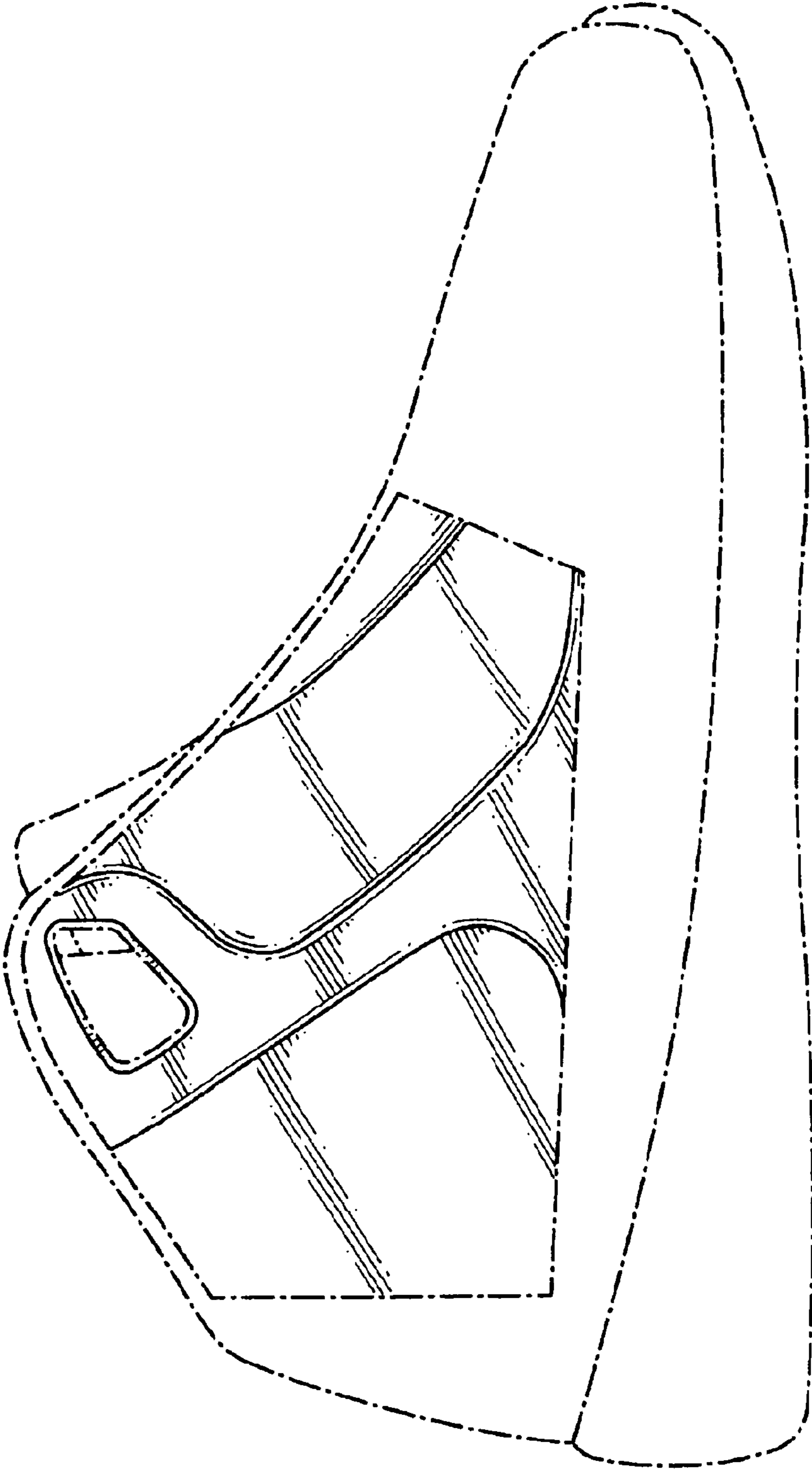


FIG. 2

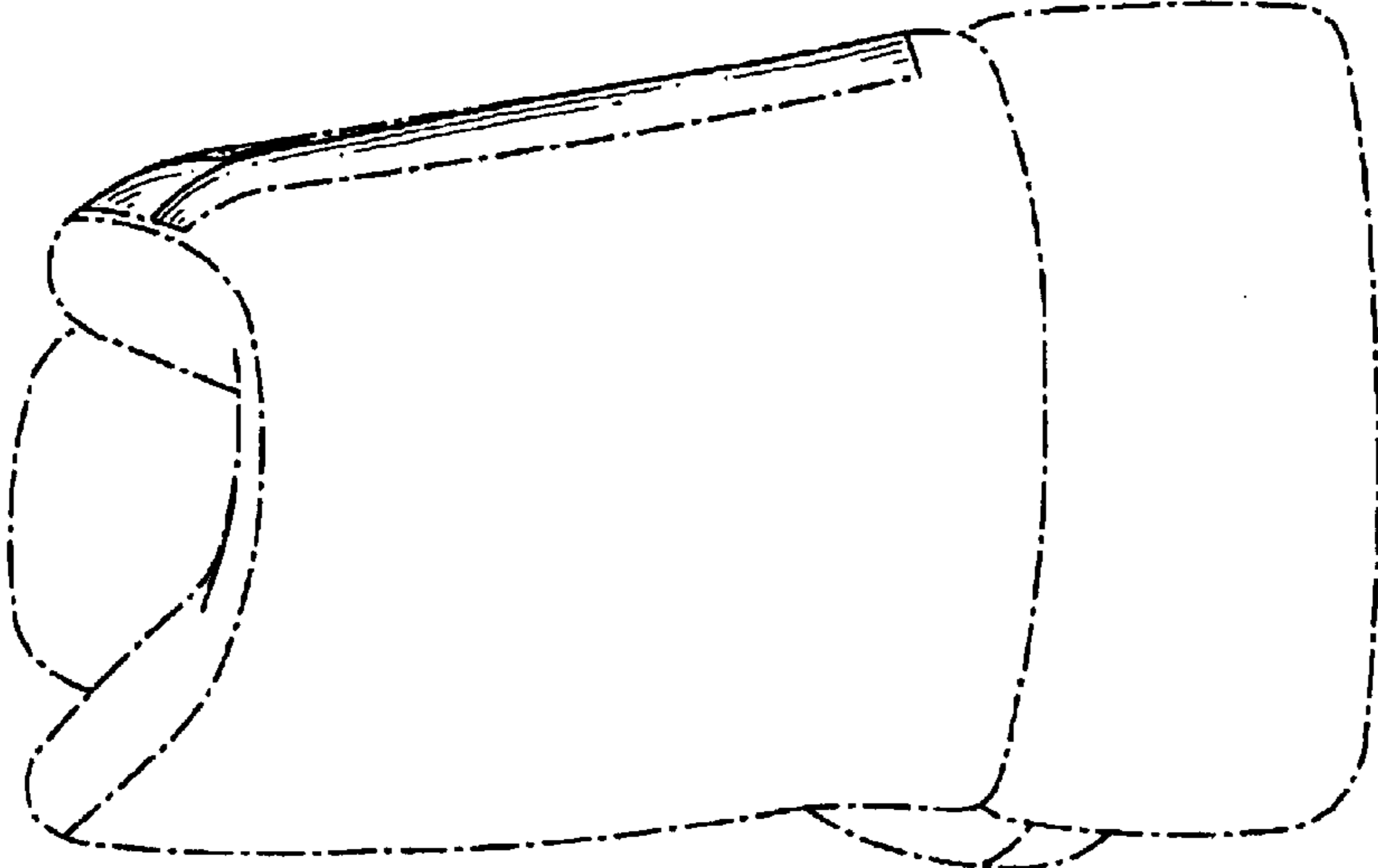


FIG.3

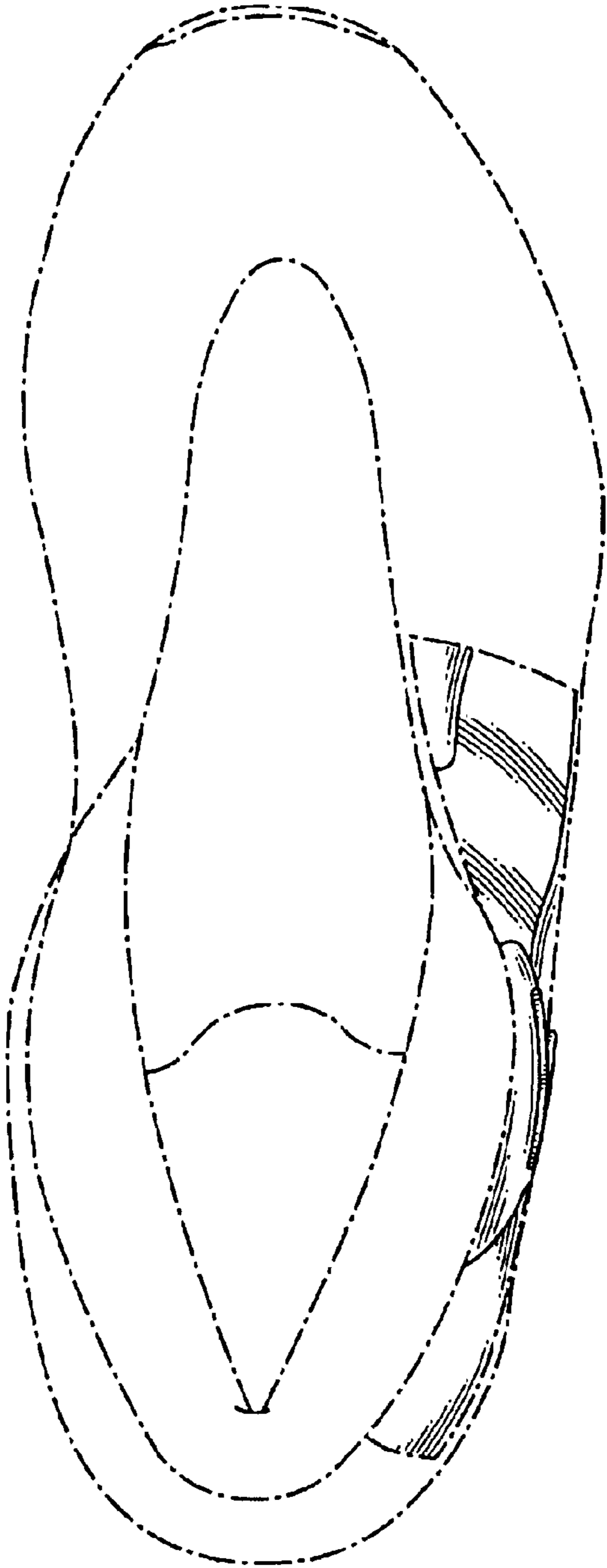


FIG.4