



US00D494351S1

(12) **United States Design Patent** (10) **Patent No.:** **US D494,351 S**  
**Kuerbis** (45) **Date of Patent:** **\*\* Aug. 17, 2004**

(54) **PORTION OF A SHOE UPPER**

(75) Inventor: **Tate E. Kuerbis**, Portland, OR (US)

(73) Assignee: **Nike, Inc.**, Beaverton, OR (US)

(\*\*) Term: **14 Years**

(21) Appl. No.: **29/194,232**

(22) Filed: **Nov. 21, 2003**

(51) **LOC (7) Cl.** ..... **02-99**

(52) **U.S. Cl.** ..... **D2/972**

(58) **Field of Search** ..... D2/902, 907, 908,  
D2/943, 944, 969, 946, 972-974; 36/45,  
50.1, 77 M, 77 R, 83, 88, 113, 114, 126-130

(56) **References Cited**

**U.S. PATENT DOCUMENTS**

1,716,346 A	6/1929	Rice	
D98,150 S *	1/1936	Drake	D2/943
D110,724 S *	8/1938	Levin	D2/943
D238,910 S	2/1976	Persson et al.	
D246,943 S	1/1978	Fukuoka	
D262,751 S	1/1982	Anderie	
D319,917 S	9/1991	Mishima	
D340,125 S	10/1993	Johnson et al.	
D385,102 S	10/1997	Avar	
D385,998 S	11/1997	Clegg	
D386,596 S	11/1997	Avar	
D398,769 S	9/1998	Avar	
D420,208 S	2/2000	Birkenstock	
D424,796 S	5/2000	Matis	
D435,959 S *	1/2001	Akhidime	D2/969
D441,180 S *	5/2001	Matis et al.	D2/969
D461,303 S	8/2002	Fogg	
D465,321 S	11/2002	Dolan et al.	
D467,708 S *	12/2002	Portzline	D2/946
D467,716 S	12/2002	Smith	
D472,041 S	3/2003	Kuerbis	
D480,540 S	10/2003	Hoyt et al.	
2002/0124436 A1	9/2002	Hatfield et al.	

**OTHER PUBLICATIONS**

Nike Footwear Catalog Fall 1987, p. 30, published Jan. 1987.

Nike Footwear Catalog Late Spring 1994 p. 16, published Sep. 1993.

Nike Footwear Catalog Fall 1994, p. 100, published Nov. 1993.

Nike Footwear Catalog Spring 1996, p. 37, published Jun. 1995.

Nike Footwear Catalog Spring 1996, p. 131, published Jun. 1995.

Nike Footwear Catalog Spring 1996, p. 154, published Jun. 1995.

Nike Footwear Catalog Spring 1996, p. 131, published Jun. 1995.

(List continued on next page.)

*Primary Examiner*—Dominic Simone

(74) *Attorney, Agent, or Firm*—Banner & Witcoff, Ltd.

(57) **CLAIM**

The ornamental design for a portion of a shoe upper, as shown and described.

**DESCRIPTION**

FIG. 1 is a perspective view of a portion of a shoe upper showing my new design;

FIG. 2 is a rear perspective view thereof;

FIG. 3 is a side view thereof;


FIG. 4 is a side view of the other side thereof;

FIG. 5 is a top view thereof; and,

FIG. 6 is a front view thereof.

The uneven broken line immediately adjacent to the shaded area represents an unclaimed portion of the boundary of the design. The uneven broken line showing of the remainder of the shoe is for illustrative purposes only and forms no part of the claimed design. The depicted contrast in shading represents a contrast in appearance via color, texture, and/or material.

**1 Claim, 6 Drawing Sheets**



OTHER PUBLICATIONS

Nike Footwear Catalog Spring 1997, p. 29, published Jun. 1996.

Nike Footwear Catalog Spring 2000 #1, p. M83, published Jul. 1999.

Nike Footwear Catalog Fall 2001, p. 2, published Nov. 2000.

Nike Footwear Catalog Fall 2002, p. M2, published Nov. 2001.

\* cited by examiner

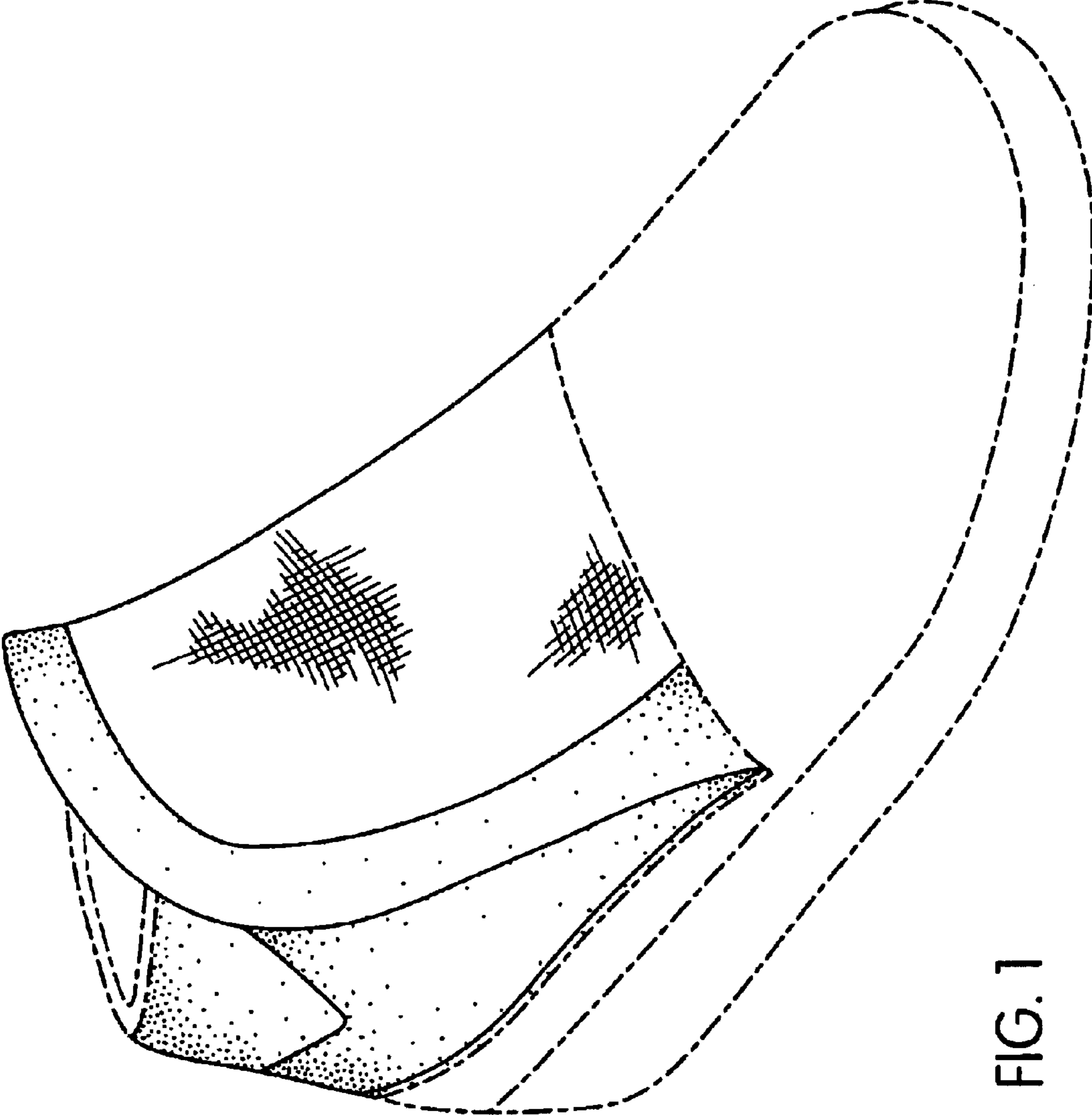


FIG. 1

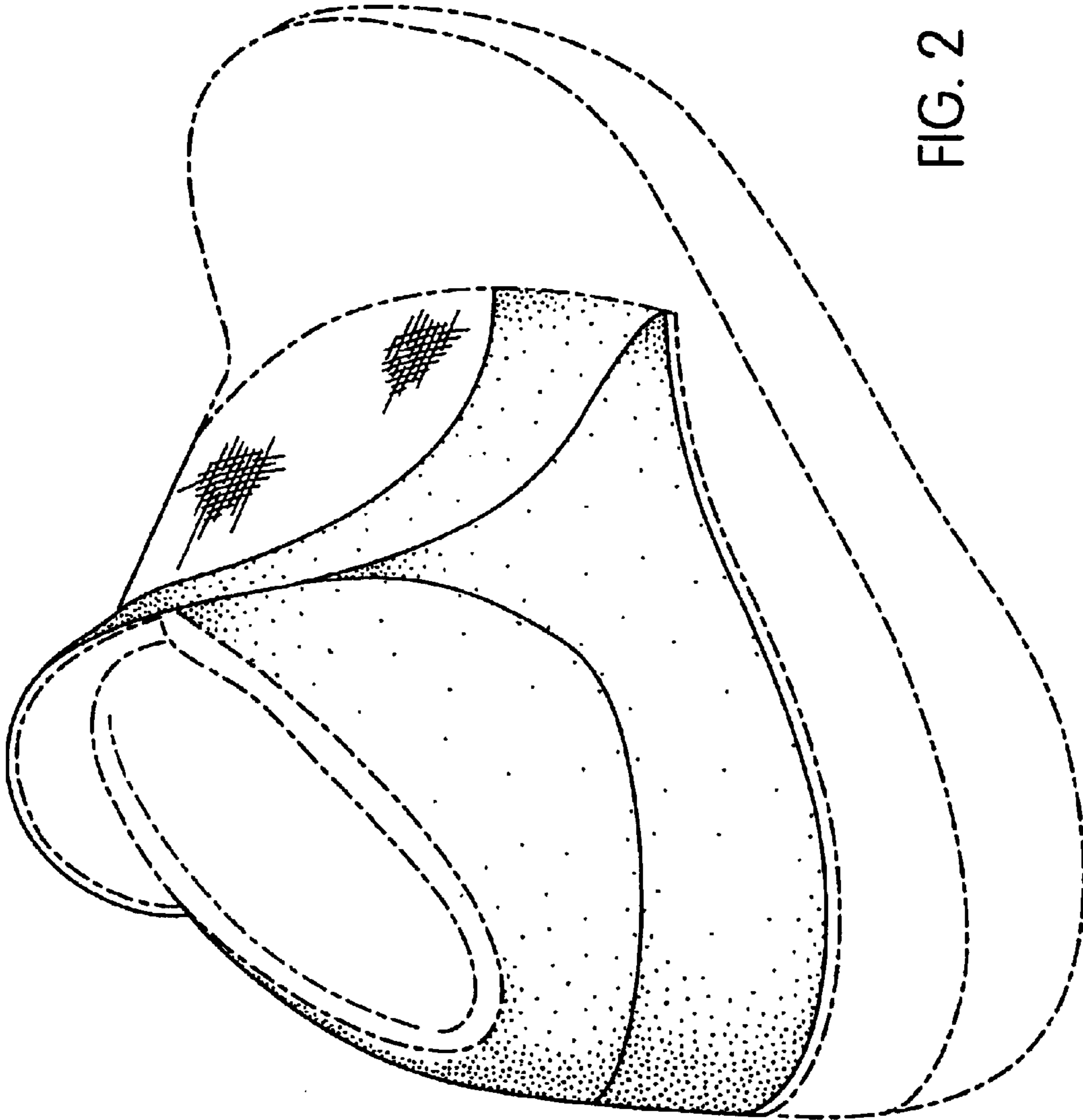


FIG. 2

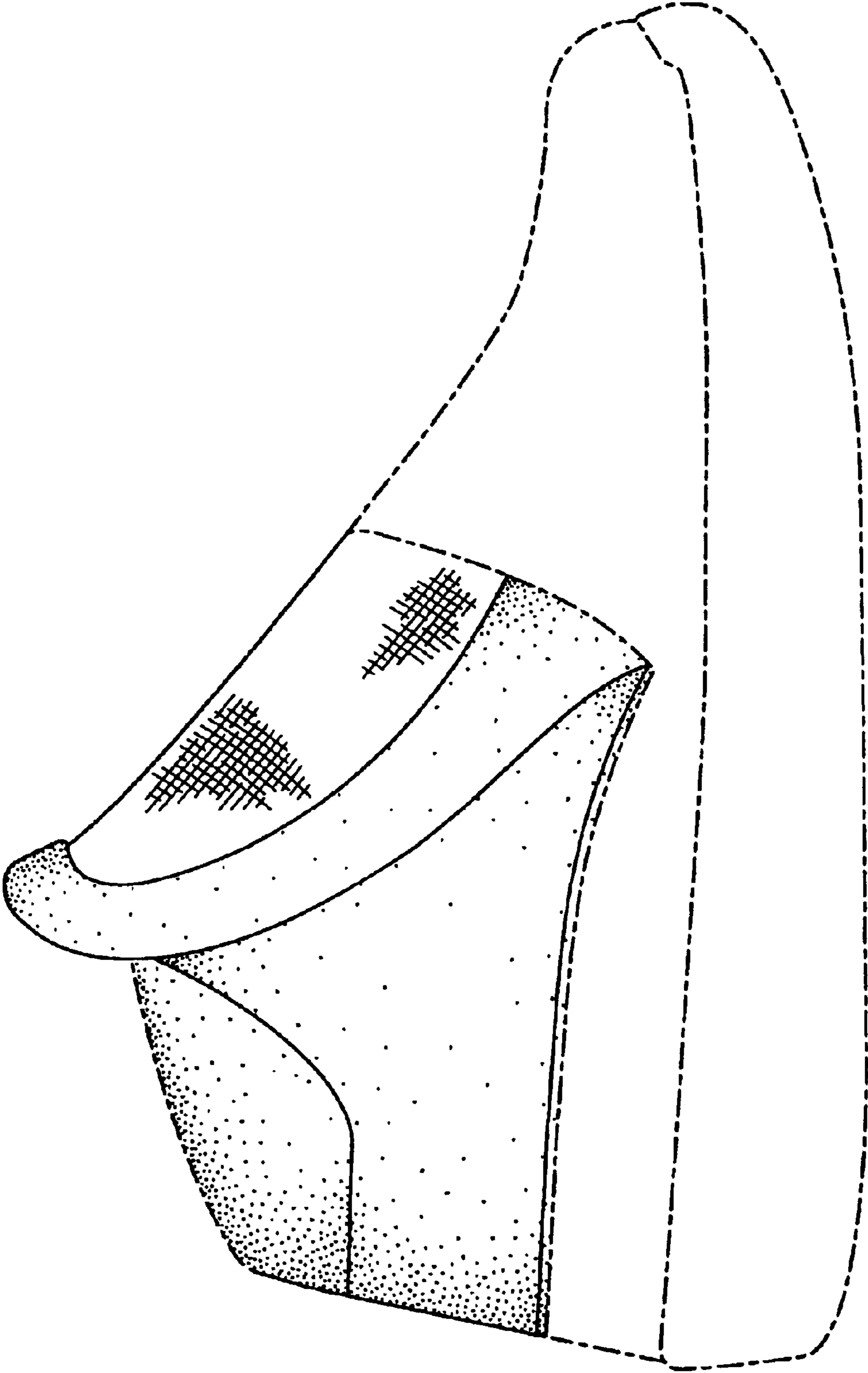


FIG. 3

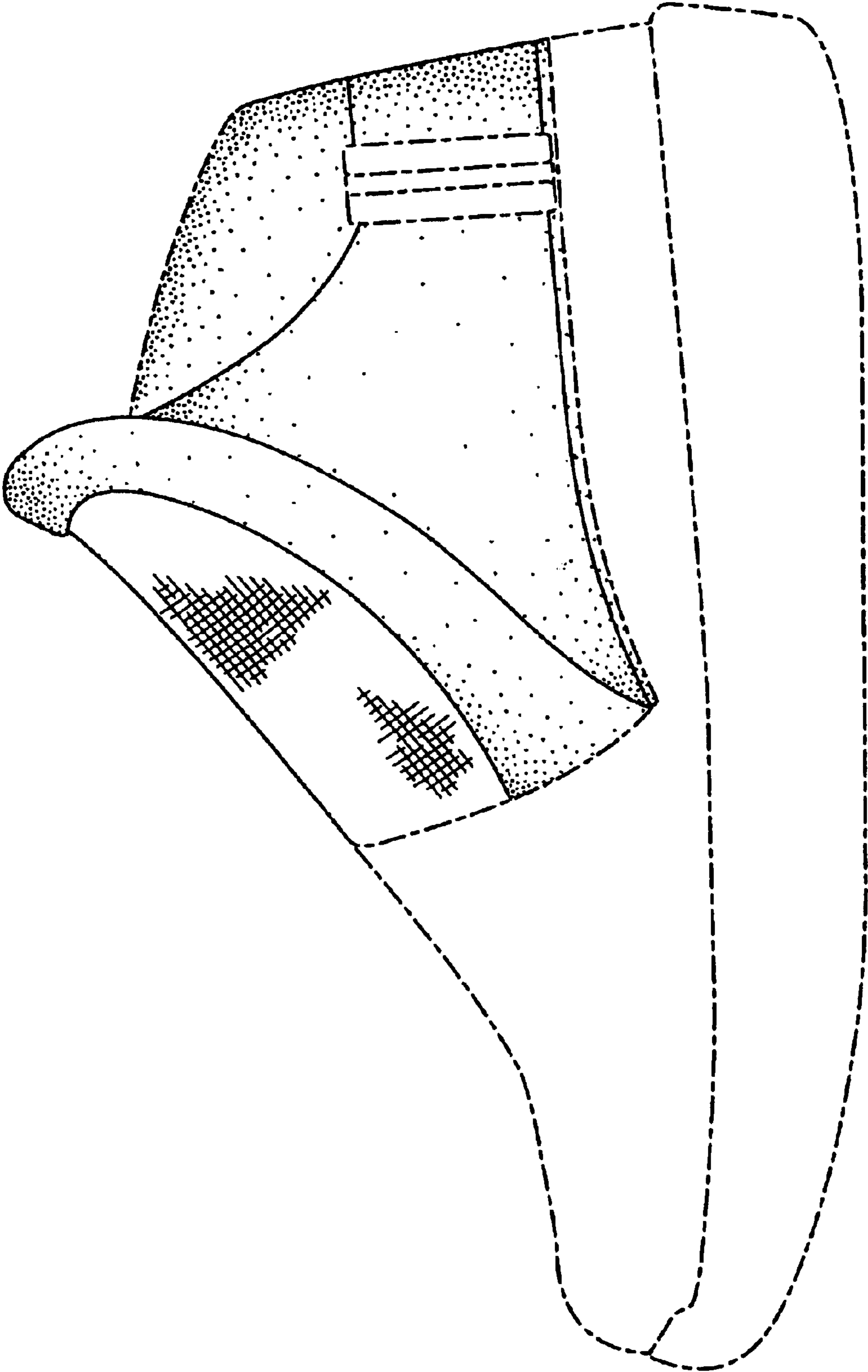


FIG. 4

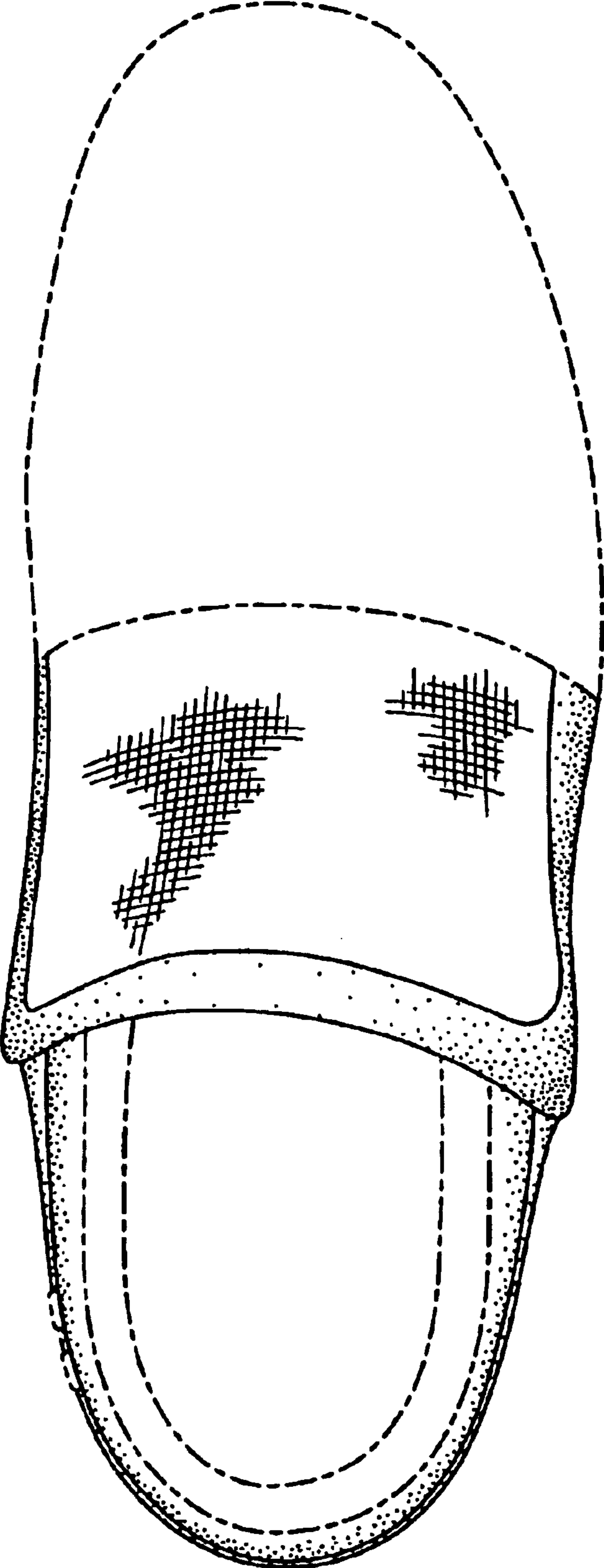


FIG. 5

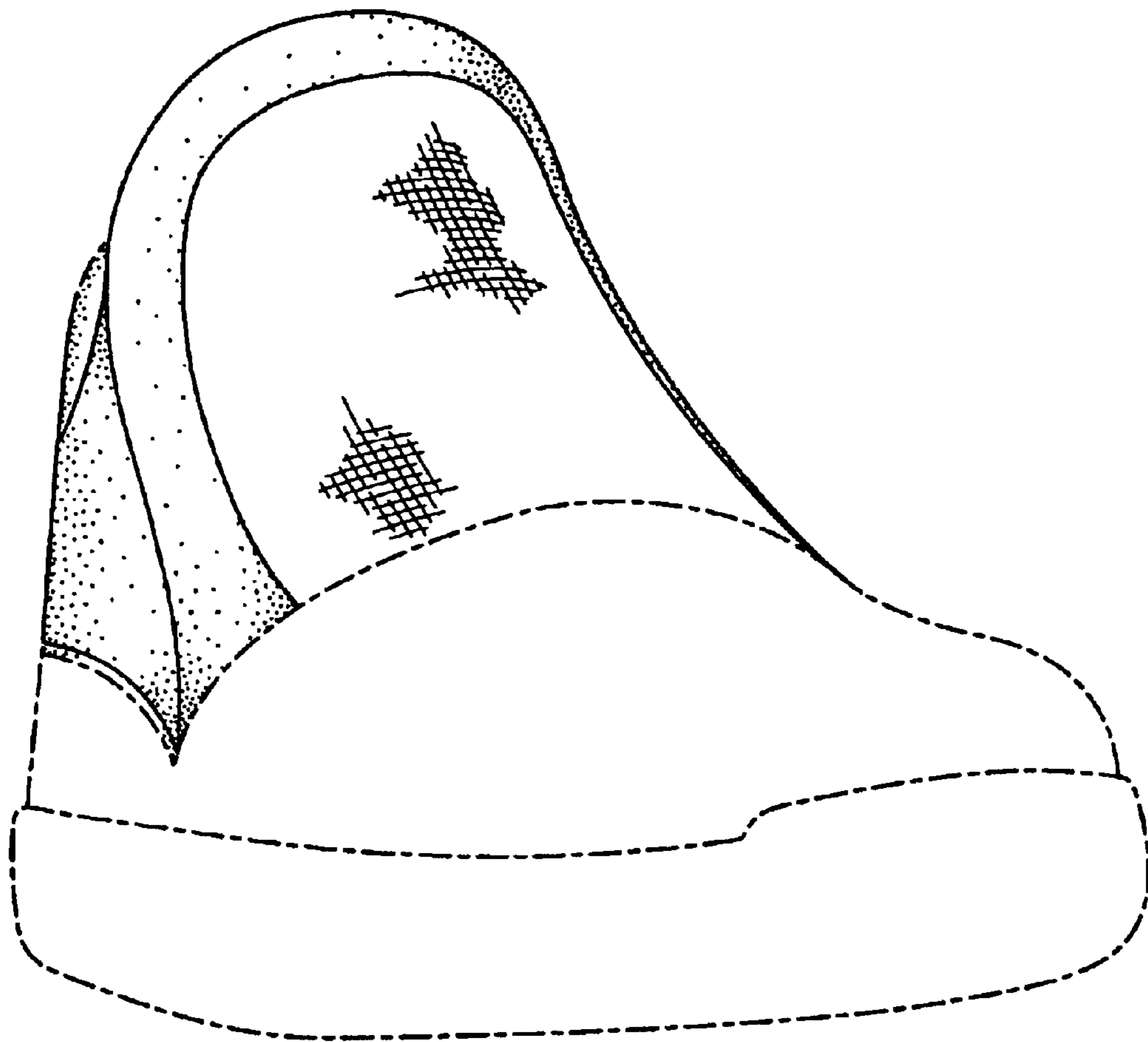


FIG. 6