



US00D494350S1

(12) **United States Design Patent**  
**Hillyer**

(10) **Patent No.: US D494,350 S**

(45) **Date of Patent: \*\* Aug. 17, 2004**

- (54) **FOOTWEAR UPPER PORTION**
- (75) Inventor: **Chris Hillyer**, Boulder, CO (US)
- (73) Assignee: **Salomon S.A.**, Metz-Tessy (FR)
- (\*\*) Term: **14 Years**

D468,898 S	1/2003	Wilson	.....	D2/969	
D475,516 S	*	6/2003	Laberge	.....	D2/972
D479,391 S	*	9/2003	Hillyer	.....	D2/972
D479,392 S		9/2003	Hillyer	.....	D2/972
D483,938 S	*	12/2003	Laberge	.....	D2/973
D485,428 S	*	1/2004	Koo	.....	D2/972

- (21) Appl. No.: **29/190,434**
- (22) Filed: **Sep. 22, 2003**

**Related U.S. Application Data**

- (62) Division of application No. 29/180,652, filed on Apr. 29, 2003, now Pat. No. Des. 481,530, which is a division of application No. 29/161,787, filed on Jun. 5, 2002, now Pat. No. Des. 479,392.
- (51) **LOC (7) Cl.** ..... **02-99**
- (52) **U.S. Cl.** ..... **D2/972**
- (58) **Field of Search** ..... D2/896, 902, 907, D2/908, 943, 944, 972-974; 36/45, 50.1, 77 M, 77 R, 83, 88, 113, 114, 126-130

**References Cited**

**U.S. PATENT DOCUMENTS**

D294,998 S	4/1988	Brown et al.	.....	D2/973	
D296,262 S	6/1988	Brown et al.	.....	D2/973	
D302,485 S	*	8/1989	Mourad et al.	.....	D2/969
D355,756 S	2/1995	Vestuti	.....	D2/969	
D401,755 S	12/1998	Zinovieff	.....	D2/972	
D413,427 S	9/1999	Fellouhe	.....	D2/969	
D435,336 S	12/2000	Barret et al.	.....	D2/972	
D451,269 S	12/2001	Burt	.....	D2/972	
D452,068 S	12/2001	Laberge et al.	.....	D2/972	
D458,741 S	6/2002	Rogers	.....	D2/969	

**OTHER PUBLICATIONS**

Photograph of Boulder SFC model shoe by La Sportiva S.p.a., of Trento, Italy.

\* cited by examiner

*Primary Examiner*—Dominic Simone

(74) *Attorney, Agent, or Firm*—Greenblum & Bernstein, P.L.C.

(57) **CLAIM**

I claim the ornamental design for a footwear upper portion, as shown and described.

**DESCRIPTION**

FIG. 1 is a perspective view of a footwear upper portion, seen from the front and right side thereof, showing my new design;

FIG. 2 is another perspective view of a footwear upper portion, seen from the rear and right side thereof;

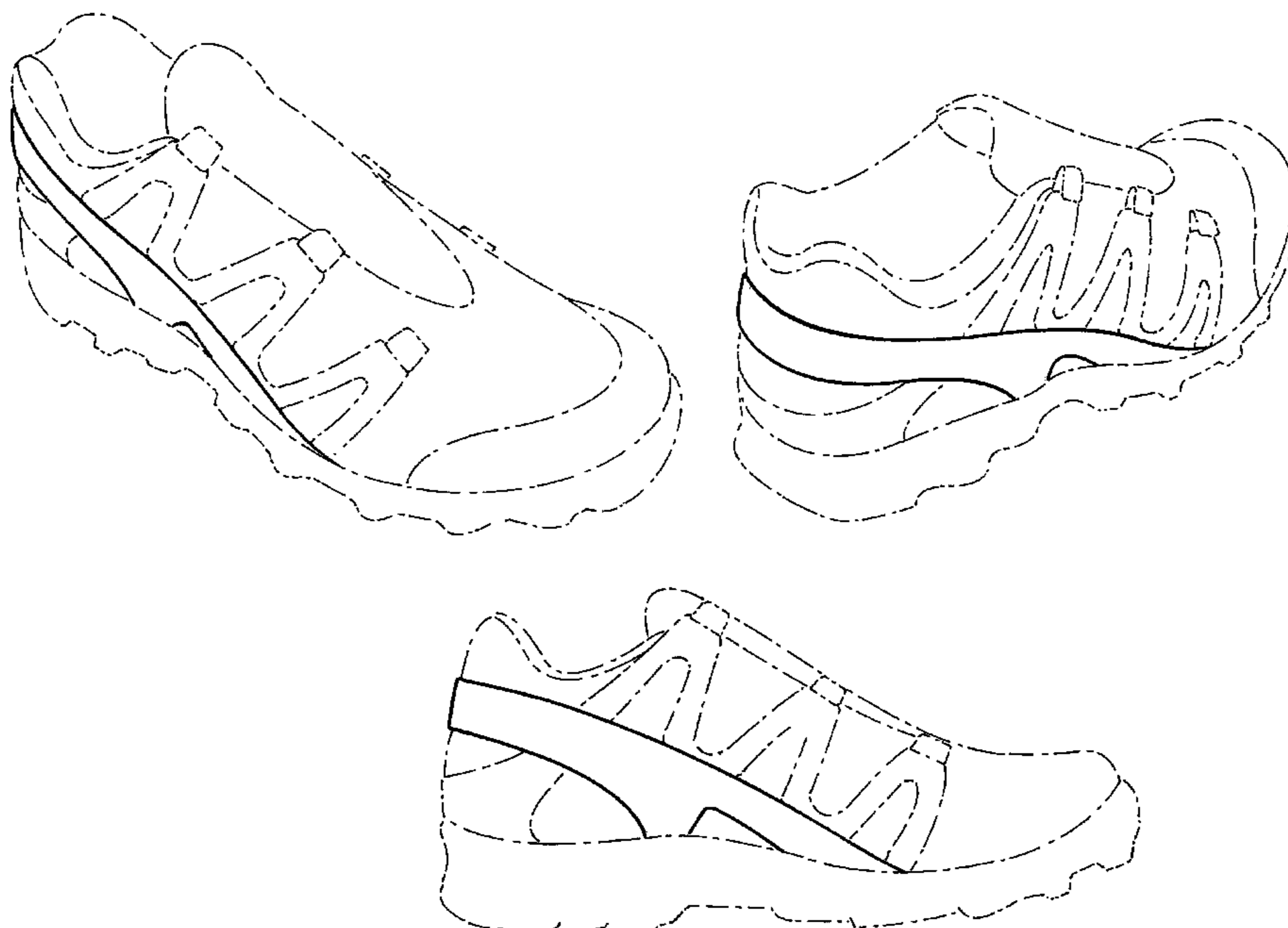
FIG. 3 is a right side view thereof; and,

FIG. 4 is a top view thereof.

The left side view is substantially a mirror image of the right side view.

The broken line showing of the sole and other parts of the footwear upper portion is for illustrative purposes only and forms no part of the claimed design.

**1 Claim, 3 Drawing Sheets**



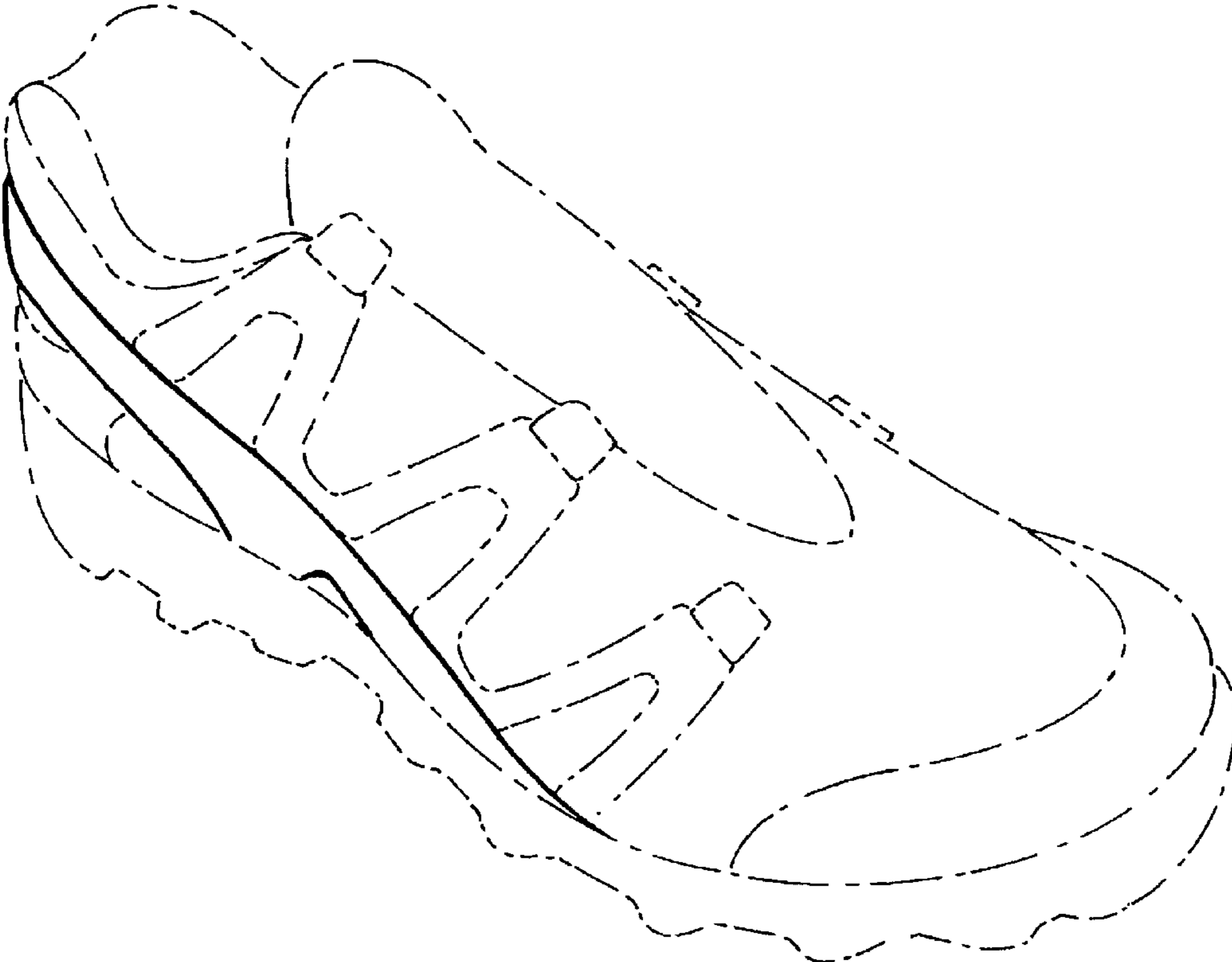


FIG. 1

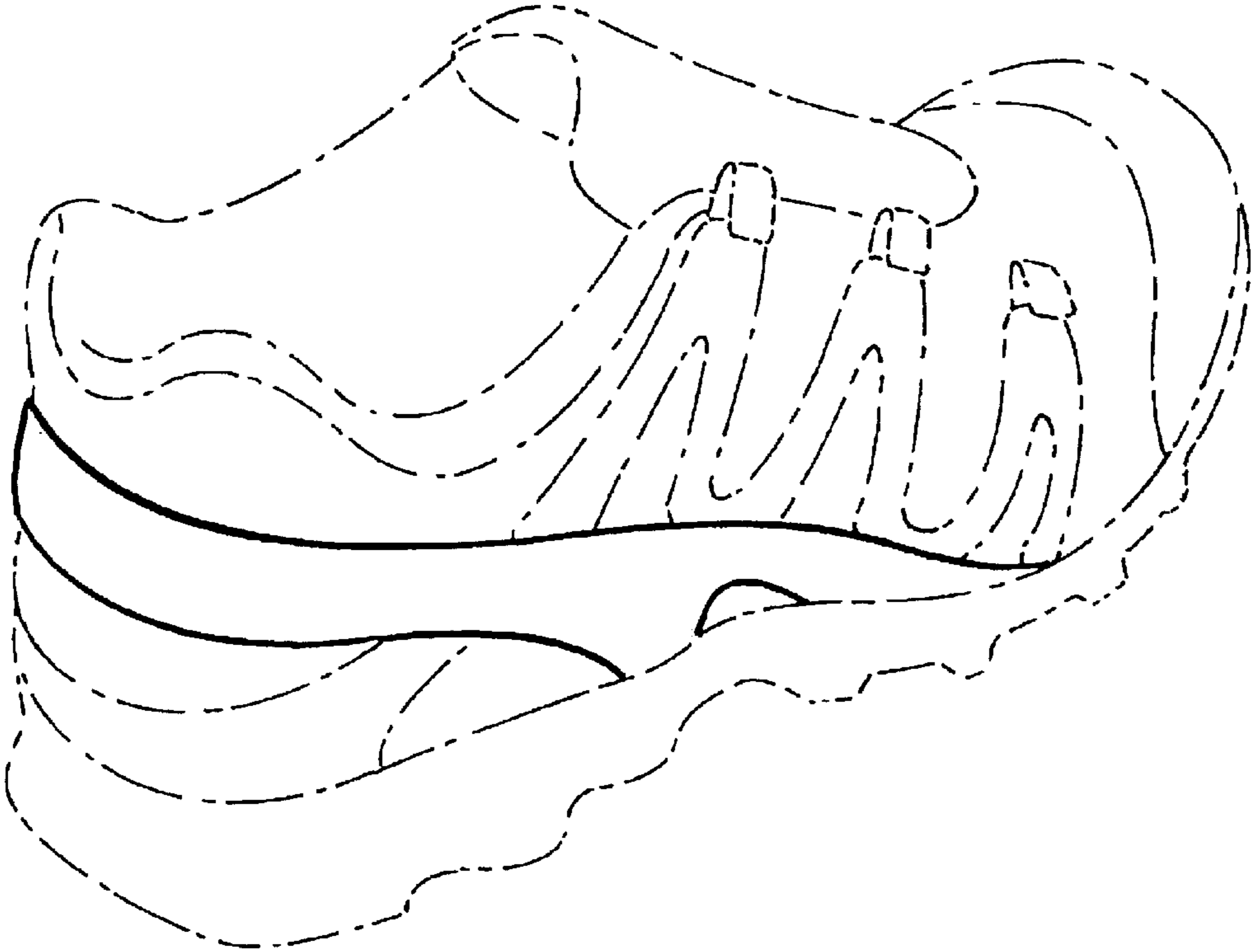


FIG. 2




FIG. 3

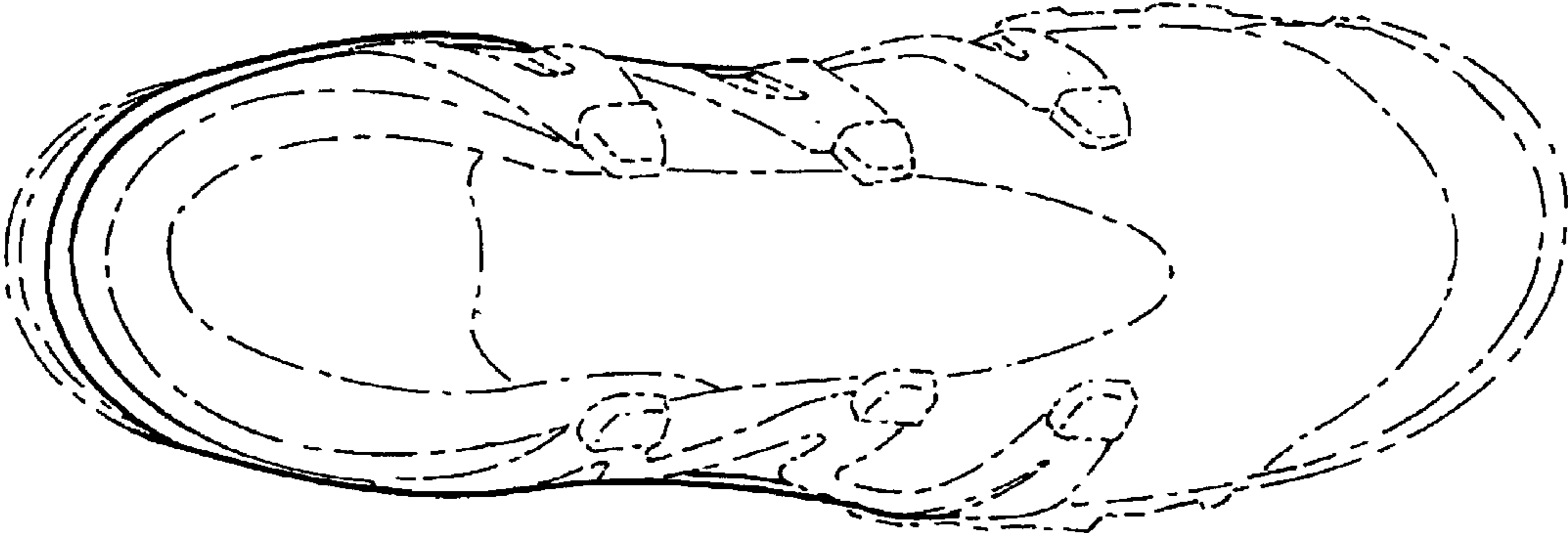


FIG. 4