

US00D494345S1

(12) **United States Design Patent** (10) **Patent No.:** **US D494,345 S**
Werman (45) **Date of Patent:** **** Aug. 17, 2004**

(54) **SHOE**

(76) **Inventor:** **Jonathan Werman**, 5111 NE. 30th Ave., Lighthouse Point, FL (US) 33064

(**) **Term:** **14 Years**

(21) **Appl. No.:** **29/182,357**

(22) **Filed:** **May 23, 2003**

(51) **LOC (7) Cl.** **02-04**

(52) **U.S. Cl.** **D2/923; D2/953**

(58) **Field of Search** **D2/896, 923, 924, D2/953, 954, 951; 36/83, 112**

(56) **References Cited**

U.S. PATENT DOCUMENTS

D170,036 S	*	7/1953	Weiss	D2/924
D255,178 S	*	6/1980	Fuzita	D2/953
D281,543 S	*	12/1985	Nagano	D2/953
D293,385 S	*	12/1987	Famolare	D2/924
5,014,041 A	*	5/1991	Rosen	36/112
D323,922 S	*	2/1992	Emmert	D2/924
D325,286 S	*	4/1992	Biotteau	D2/924
D355,526 S	*	2/1995	Duclos	D2/973
D367,353 S	*	2/1996	Pyle	D2/923
D391,045 S	*	2/1998	Assous	D2/954
D402,795 S	*	12/1998	Moll et al.	D2/923
D433,790 S	*	11/2000	Oliver	D2/957
D474,880 S	*	5/2003	Cintron	D2/960

OTHER PUBLICATIONS

A catalog of magazine reviews and professional endorsements regarding Rugged Shark products for 2002/2003 shows the shoe for which the design patent application was

made was advertised Jan. 2003 in *Sailing*, in Dec. 2002 in *Boating World*, in Fall 2002 in *Yachts & Brokerage*. None of these occurred more than one year prior to the filing of the present application.

* cited by examiner

Primary Examiner—Dominic Simone

(74) *Attorney, Agent, or Firm*—Michael A. Mann; Nexsen Pruet Adams Kleemeier; Sara A. Centioni

(57) **CLAIM**

I claim the ornamental design for a shoe, as shown and described.

DESCRIPTION

FIG. 1 of the preferred embodiment is a front perspective view thereof;

FIG. 2 of the preferred embodiment is a rear perspective view thereof;

FIG. 3 of the preferred embodiment is a right side elevational view thereof;

FIG. 4 of the preferred embodiment is a left side elevational view thereof;

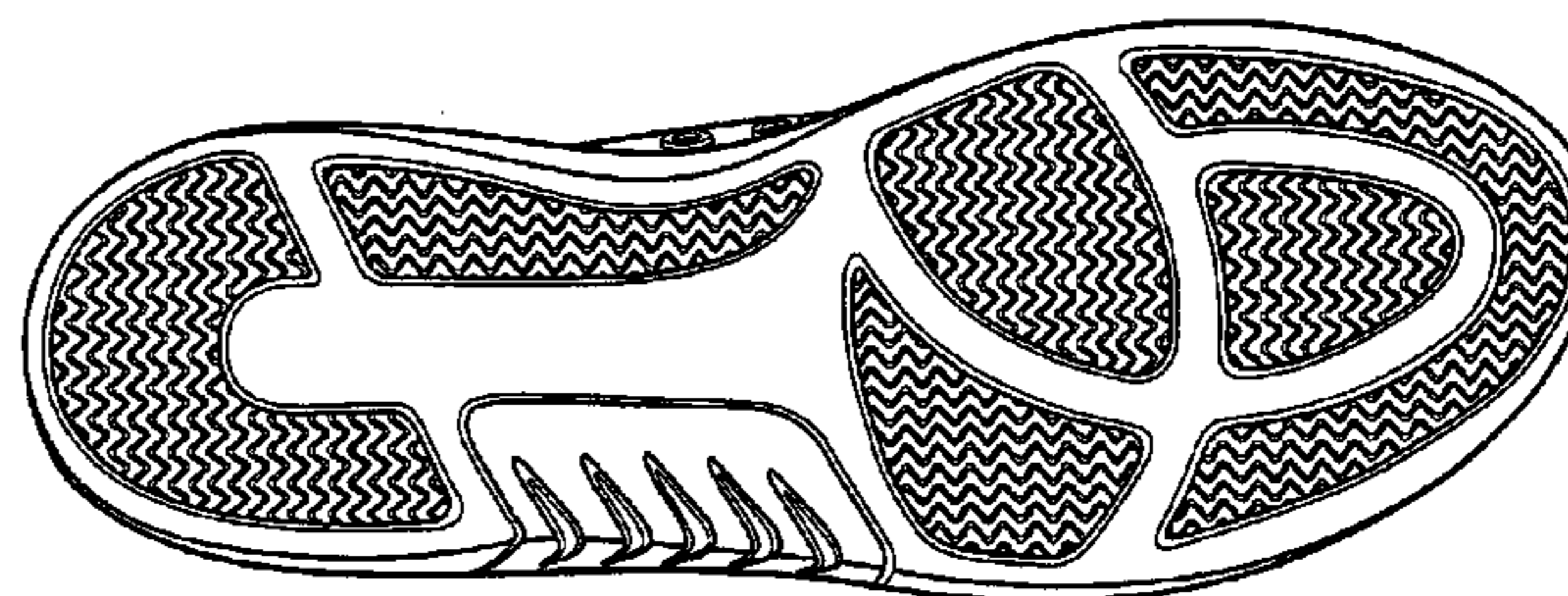

FIG. 5 of the preferred embodiment is a front elevational view thereof;

FIG. 6 of the preferred embodiment is a rear elevational view thereof;

FIG. 7 of the preferred embodiment is a top plan view thereof; and,

FIG. 8 of the preferred embodiment is a bottom plan view thereof.

1 Claim, 4 Drawing Sheets



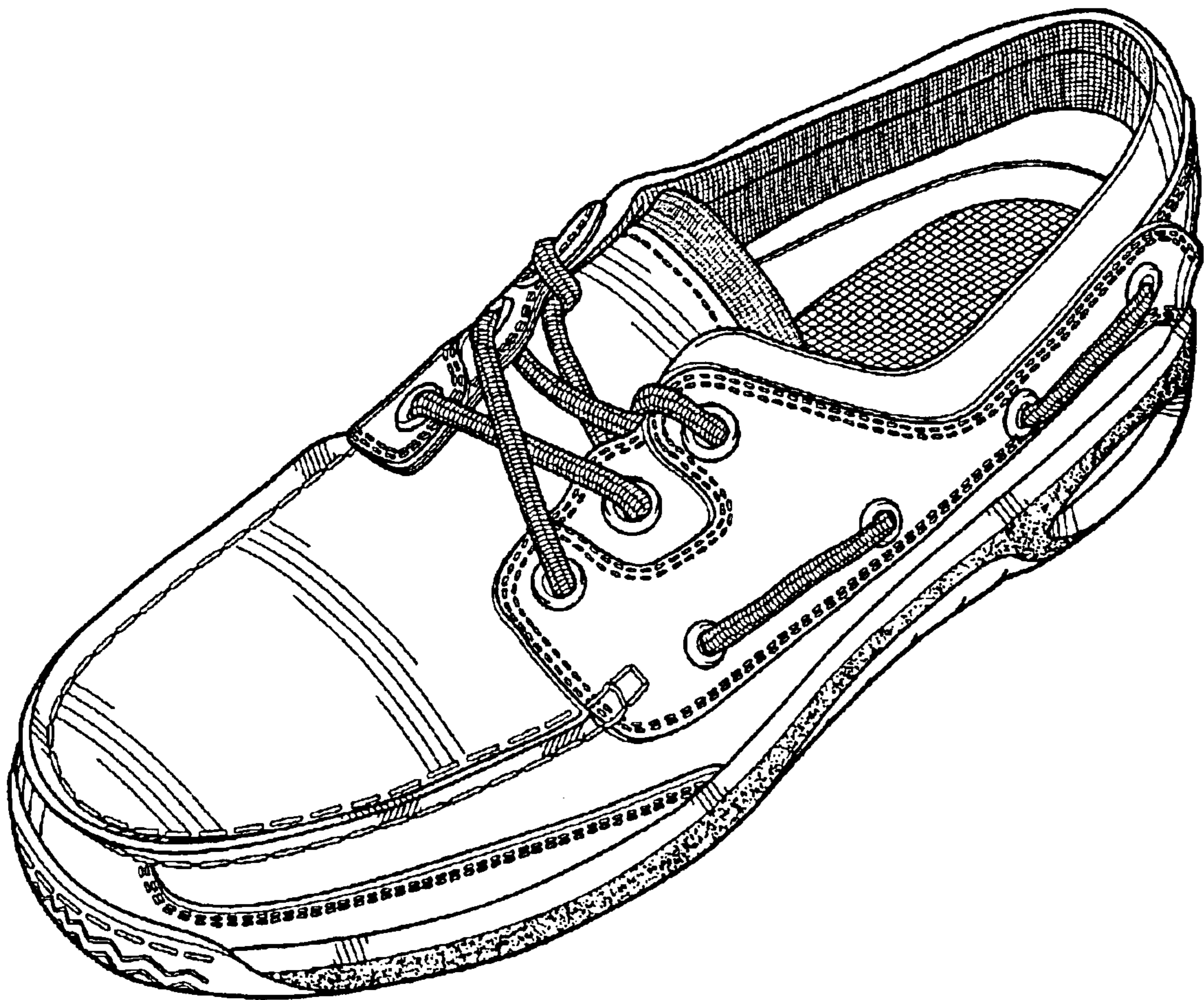
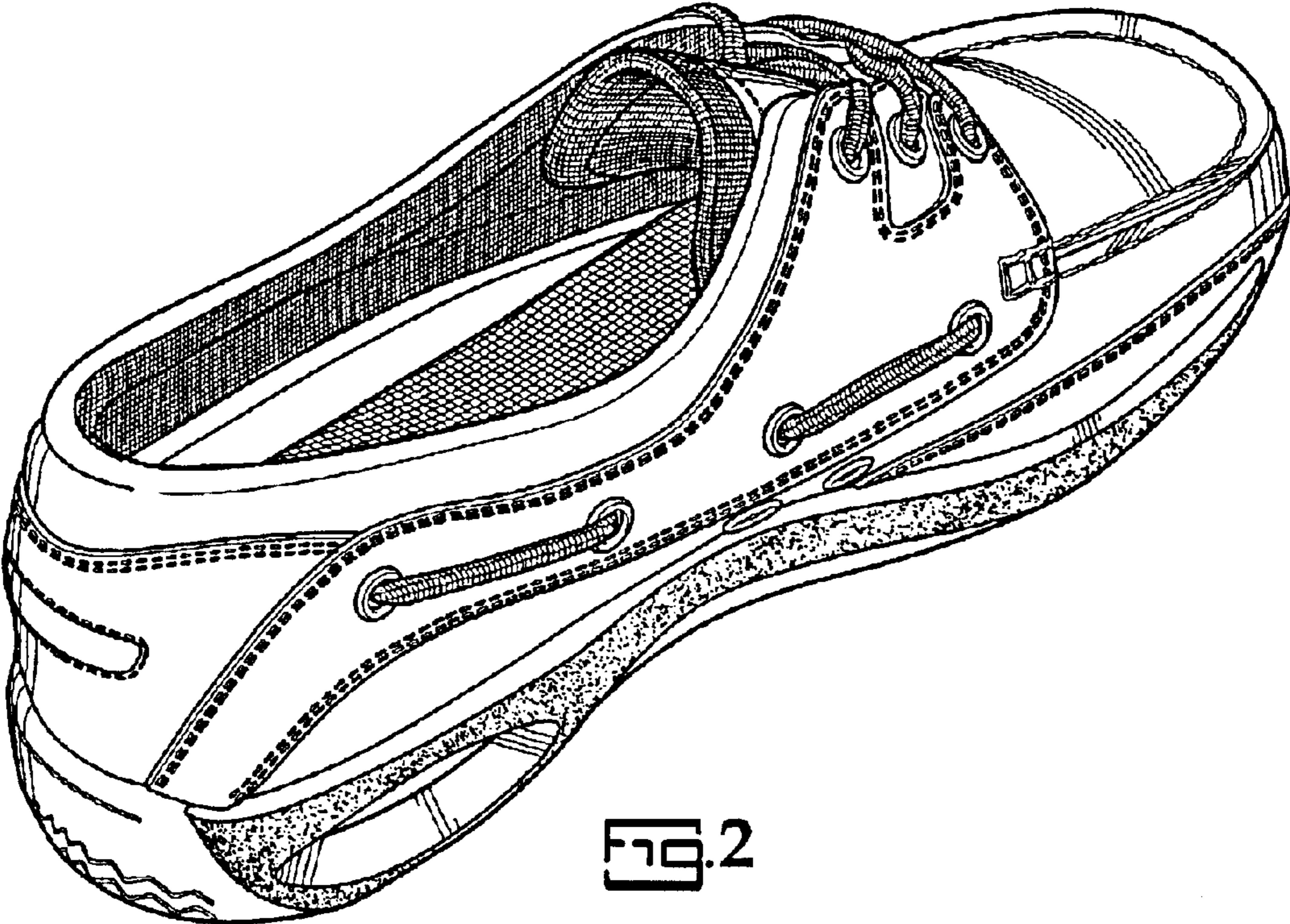


FIG. 1



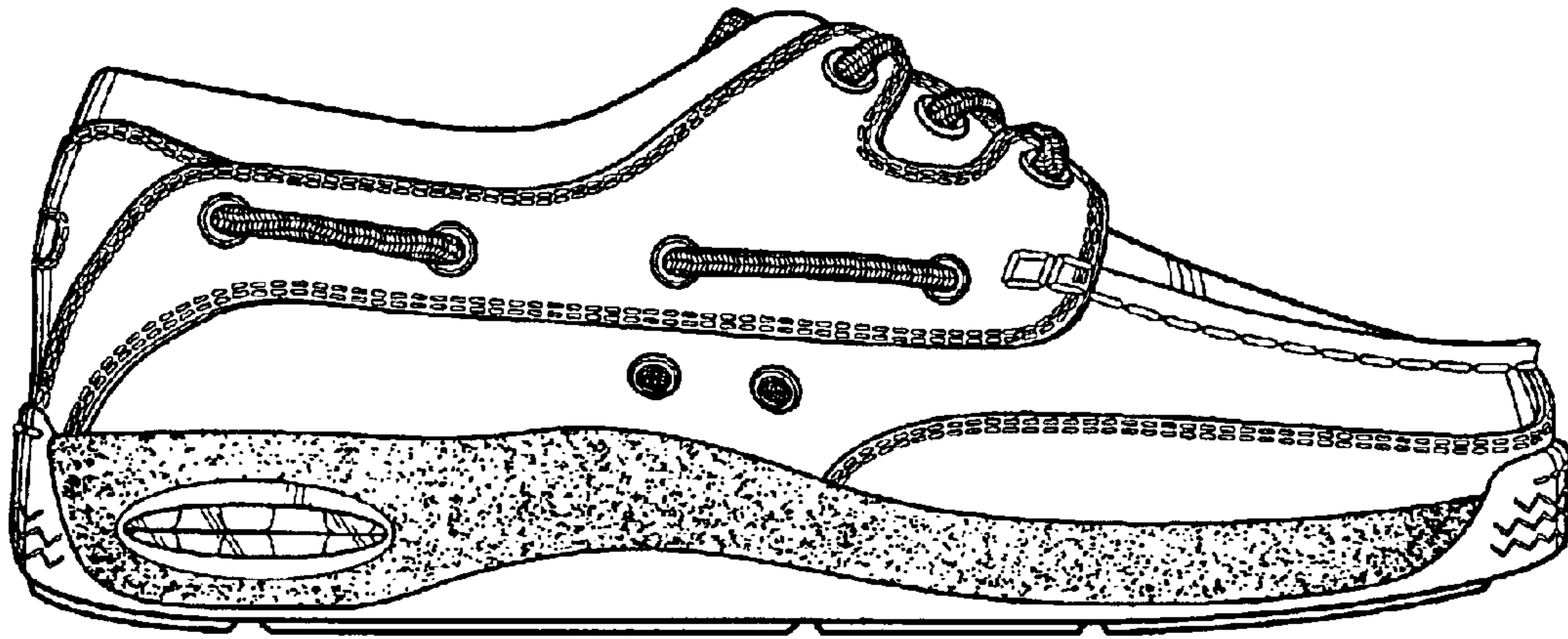


FIG. 3

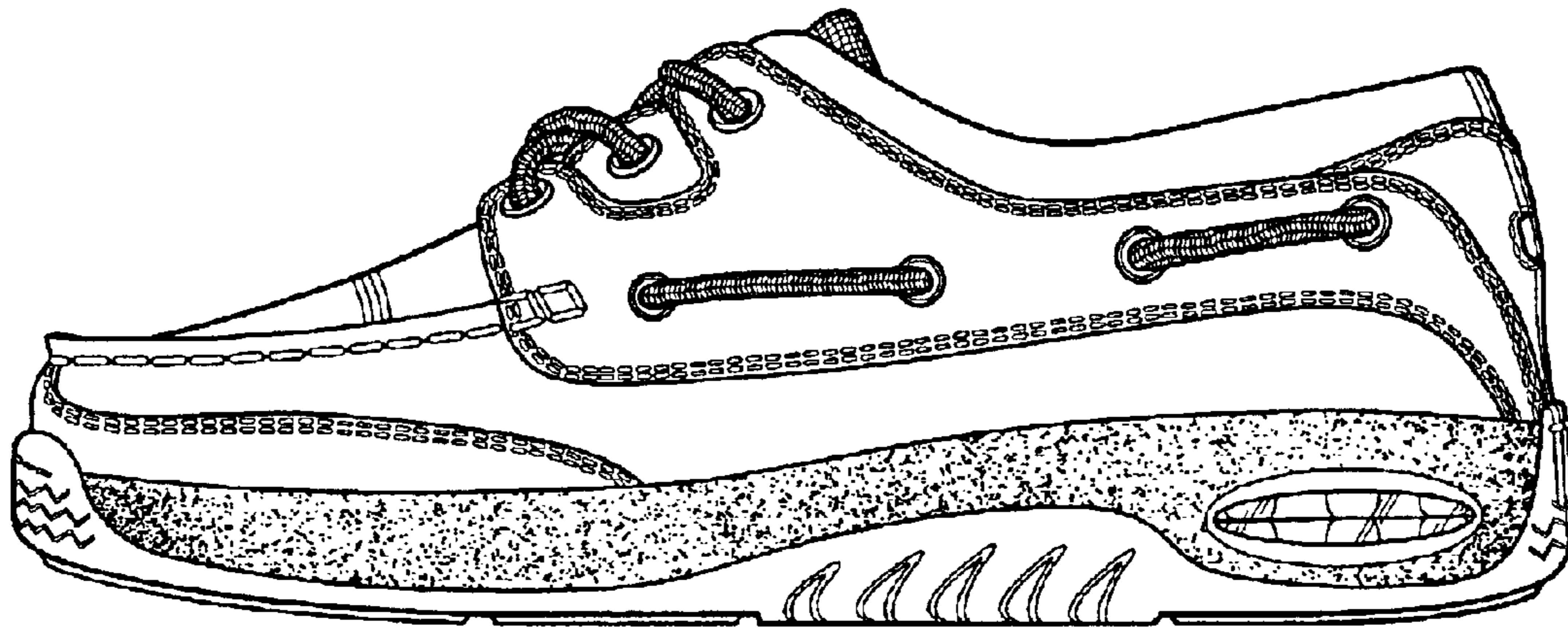


FIG. 4




FIG. 5




FIG. 6

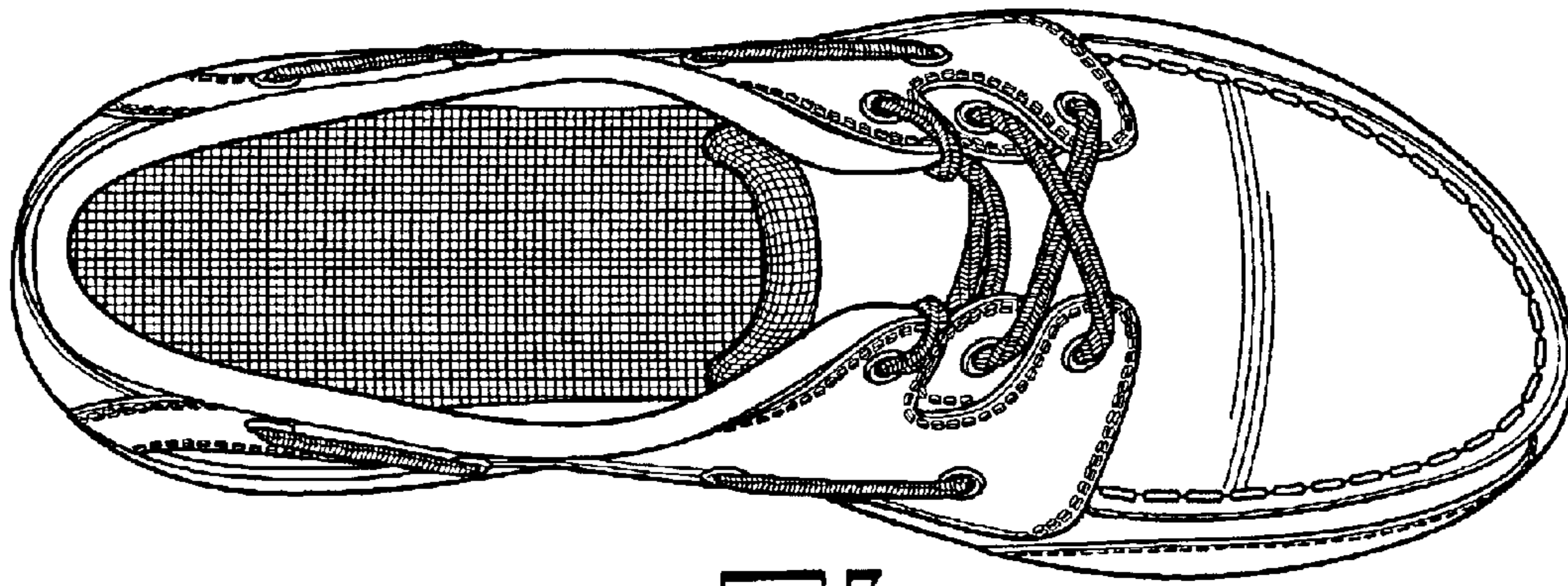


FIG. 7

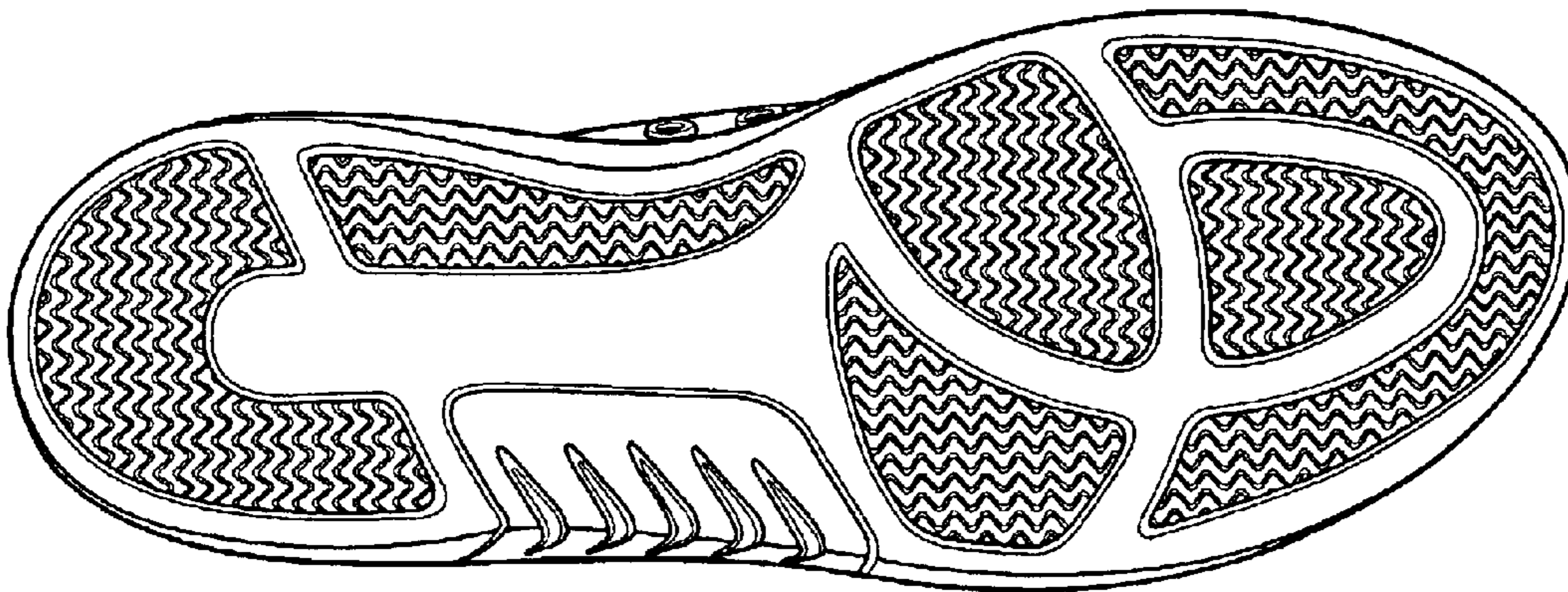


FIG. 8