

US00D494344S1

(12) **United States Design Patent** (10) **Patent No.:** **US D494,344 S**
Leong et al. (45) **Date of Patent:** **** Aug. 17, 2004**

(54) **PAIR OF SLIPPERS**

(76) Inventors: **Eddie Leong**, 73 Golf Rd., Bloomfield, NJ (US) 07003; **Lia Lee**, 32-31 46 St., Long Island City, NY (US) 11103

(**) Term: **14 Years**

(21) Appl. No.: **29/174,333**

(22) Filed: **Jan. 13, 2003**

(51) **LOC (7) Cl.** **02-04**

(52) **U.S. Cl.** **D2/917; D2/953**

(58) **Field of Search** D2/896, 908, 916-918, D2/951, 953; 36/8.1, 11.5, 32 R

(56) **References Cited**

U.S. PATENT DOCUMENTS

D107,977 S	*	1/1938	Tousley	D2/953
D166,123 S	*	3/1952	Pastine	D2/917
D167,533 S	*	8/1952	Pastine	D2/917
D181,542 S	*	11/1957	Miyachi et al.	D2/917
D185,953 S	*	8/1959	MacLeod	D2/953
2,928,192 A	*	3/1960	Green	36/32 R
2,932,097 A	*	4/1960	George	36/11.5
D187,781 S	*	5/1960	Hayakawa	D2/917
D189,839 S	*	3/1961	NamNakashima	D2/917
D251,096 S	*	2/1979	Young	D2/917
D352,382 S	*	11/1994	Chuang	D2/917
D450,177 S	*	11/2001	Boncutter	D2/917
D470,648 S	*	2/2003	Jacobs	D2/917

OTHER PUBLICATIONS

Footwear News; vol. 59 No. 50, Dec. 29, 2003; YellowBox Advertisement.*

* cited by examiner

Primary Examiner—Dominic Simone

(57) **CLAIM**

The ornamental design for a pair of slippers, as shown and described.

DESCRIPTION

FIG. 1 is a top plan view of the right foot slipper of a pair of slippers, showing our new design;
 FIG. 2 is a bottom plan view thereof;
 FIG. 3 is a right side elevational view thereof,
 FIG. 4 is a left side elevational view thereof,
 FIG. 5 is a front elevational view thereof;
 FIG. 6 is a sectional view of the decorative pattern of the thong straps thereof,
 FIG. 7 is a sectional view of the decorative pattern of the peripheral surface of the footbed thereof; and,
 FIG. 8 is a sectional view of the decorative pattern of the footbed surface thereof.

The left foot slipper of the pair of slippers is a mirror image of FIGS. 1-5.

1 Claim, 3 Drawing Sheets






Fig. 1

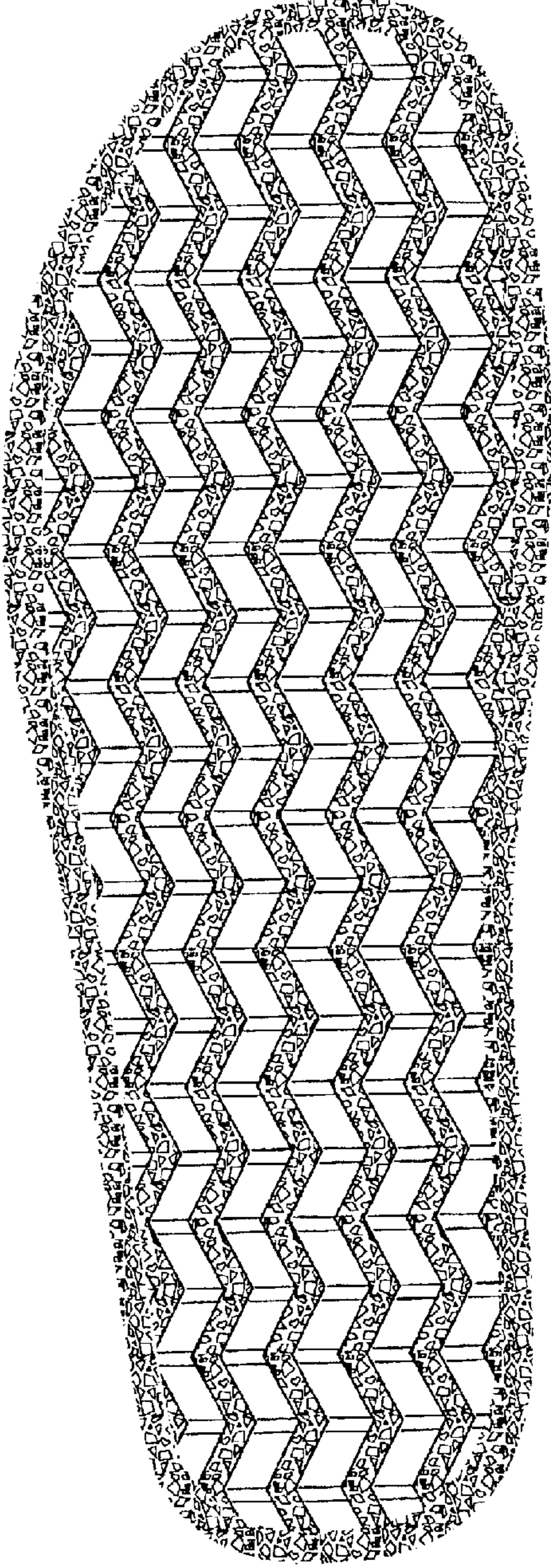


Fig. 2




Fig. 3




Fig. 4

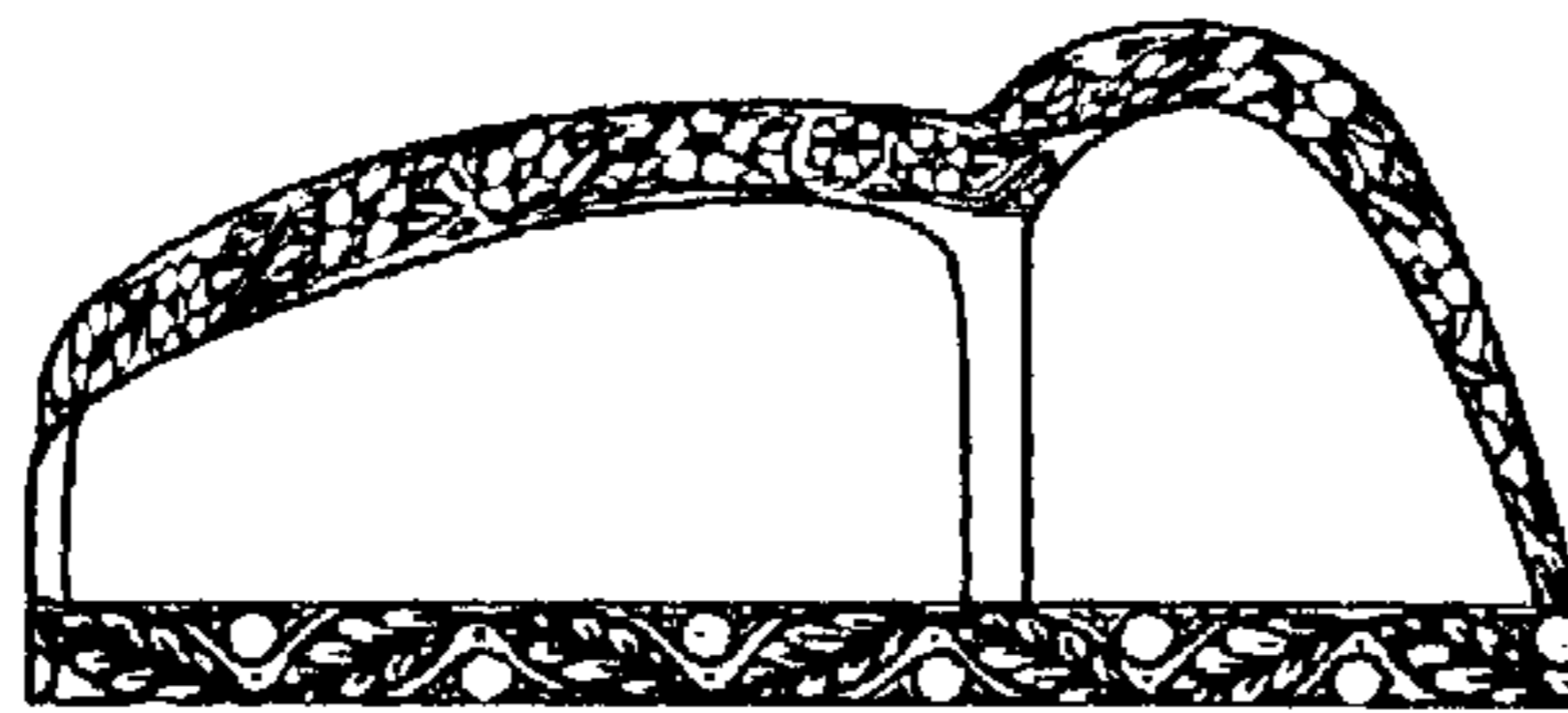


Fig. 5



Fig. 6



Fig. 7



Fig. 8