

US00D494334S1

(12) **United States Design Patent**
Chen

(10) **Patent No.:** **US D494,334 S**

(45) **Date of Patent:** **** Aug. 10, 2004**

(54) **RECEIVING BOX**

D447,306 S * 8/2001 Dooley et al. D34/5
D484,291 S * 12/2003 Faden D34/5

(76) **Inventor:** **Feng Yao Chen**, 235 Chung-Ho Box
8-24, Taipei (TW)

* cited by examiner

(**) **Term:** **14 Years**

Primary Examiner—Kay H. Chin

(21) **Appl. No.:** **29/186,178**

(57) **CLAIM**

(22) **Filed:** **Jul. 11, 2003**

The ornamental design for a receiving box, as shown and described.

(51) **LOC (7) Cl.** **12-02**

DESCRIPTION

(52) **U.S. Cl.** **D34/19; D34/5**

(58) **Field of Search** D34/12-27, 1-11;
280/654, 641, 659; 220/908, 908.1, 909;
248/97, 98, 100, 101


FIG. 1 is a front elevational view of a receiving box showing my new design;
FIG. 2 is a rear elevational view thereof;
FIG. 3 is a left side view thereof;
FIG. 4 is a right side view thereof;
FIG. 5 is a top plan view thereof; and
FIG. 6 is a bottom plan view thereof.
FIG. 7 is a perspective view thereof; and,
FIG. 8 shows one application of the present invention, wherein those depicted in dashed lines are not within the scope of the present invention and thus not claimed in the present invention.

(56) **References Cited**

U.S. PATENT DOCUMENTS

3,754,771	A	*	8/1973	Shagoury	280/654
3,893,699	A	*	7/1975	Morris	280/659
4,531,258	A	*	7/1985	Spellman	15/327.1
5,209,517	A	*	5/1993	Shagoury	280/654
5,232,274	A	*	8/1993	Johan et al.	312/6
D351,700	S	*	10/1994	Uzelman	D34/5
5,564,660	A	*	10/1996	Gyor	248/97

1 Claim, 8 Drawing Sheets



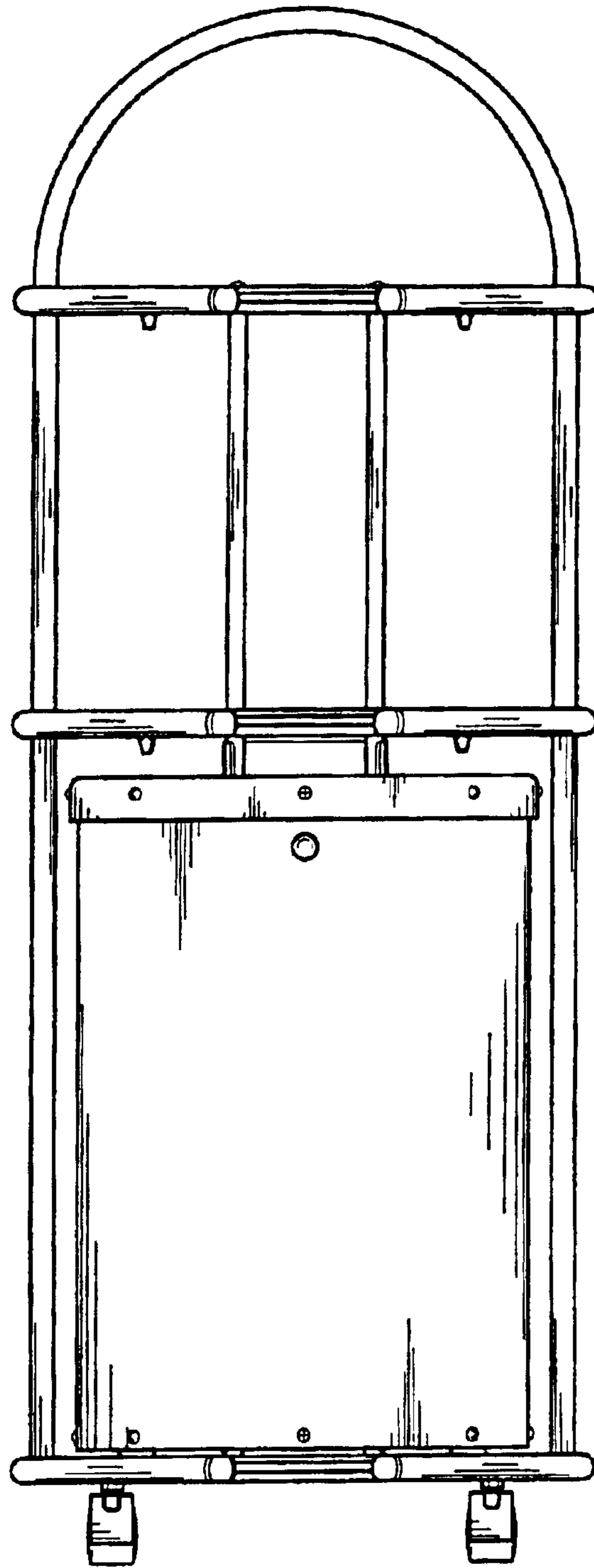


FIG. 1

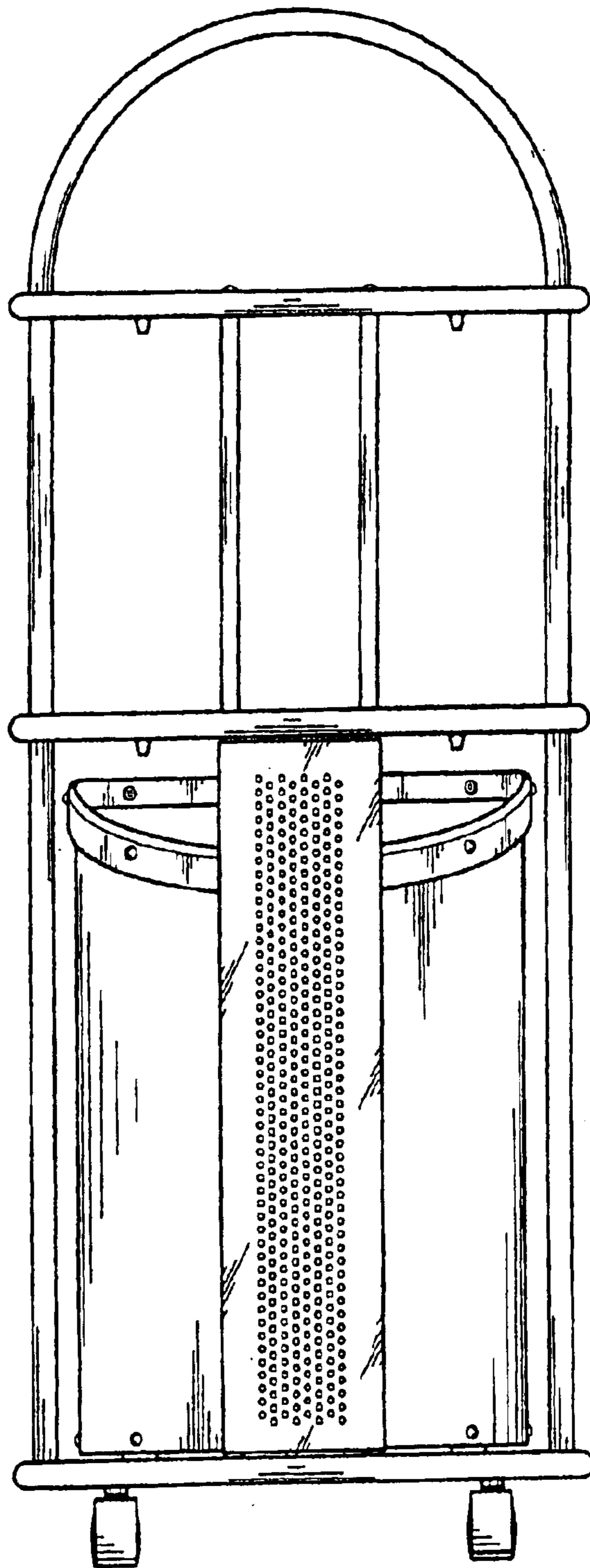


FIG. 2




FIG. 3




FIG. 4

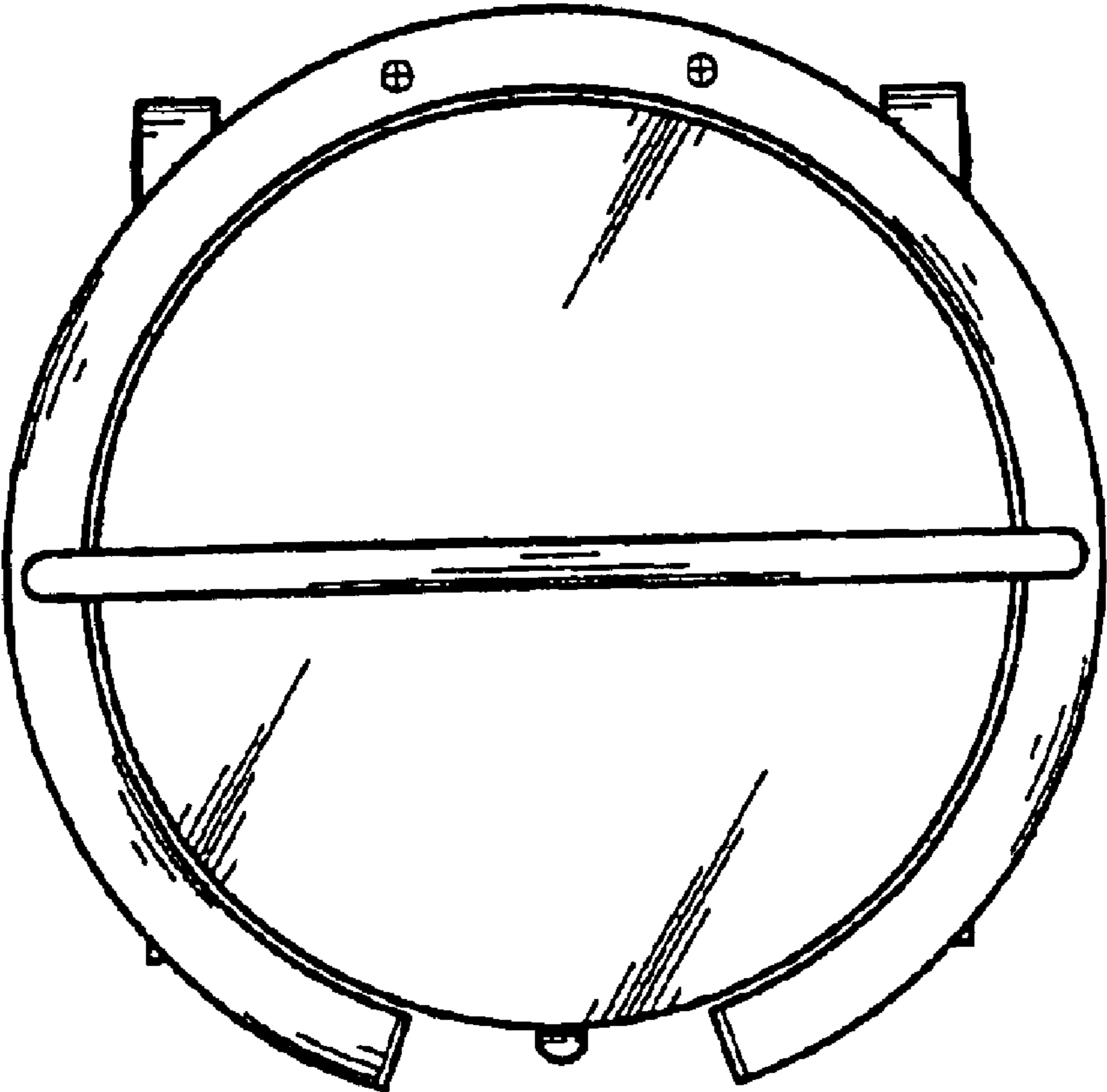


FIG. 5

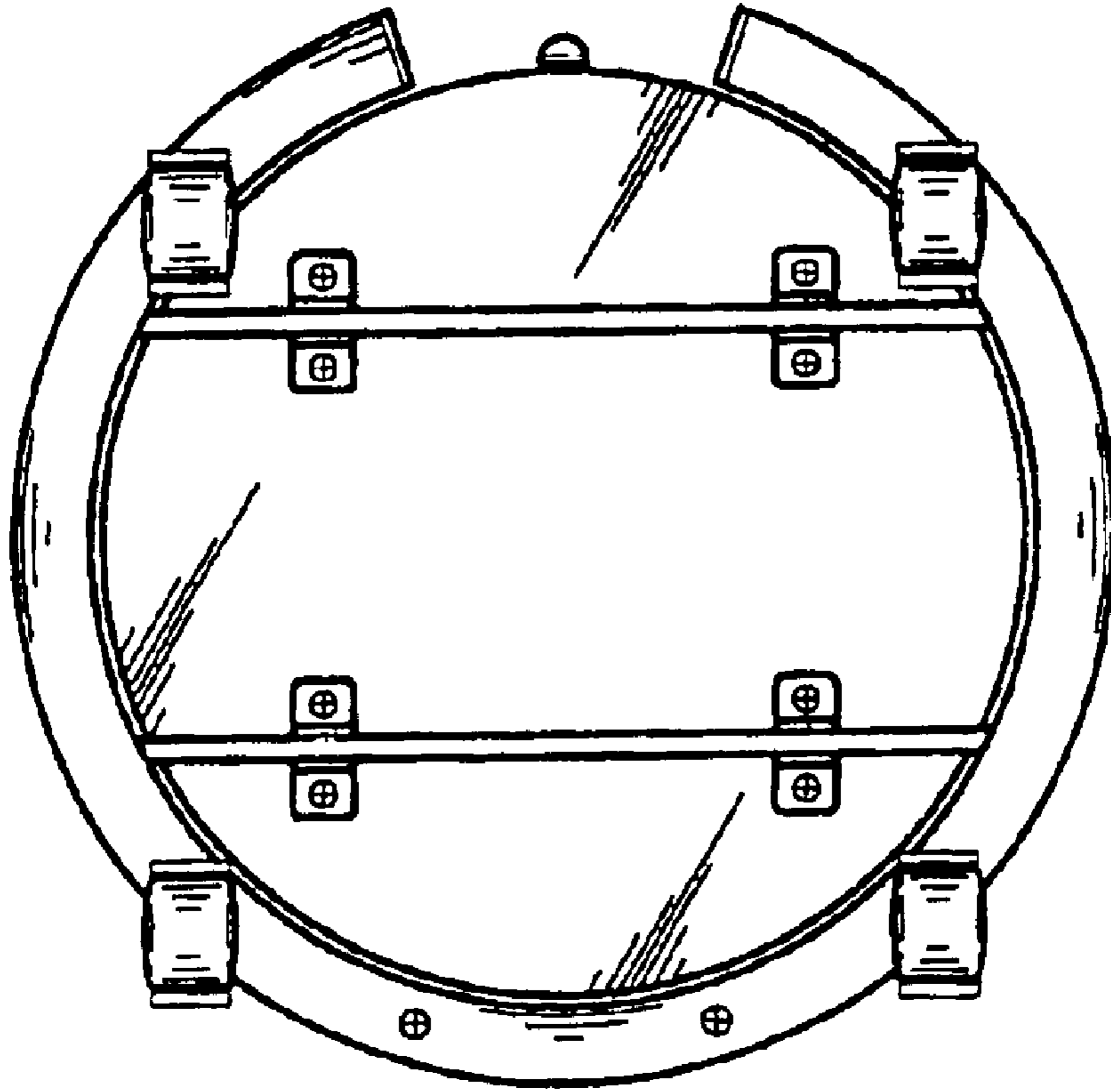


FIG. 6

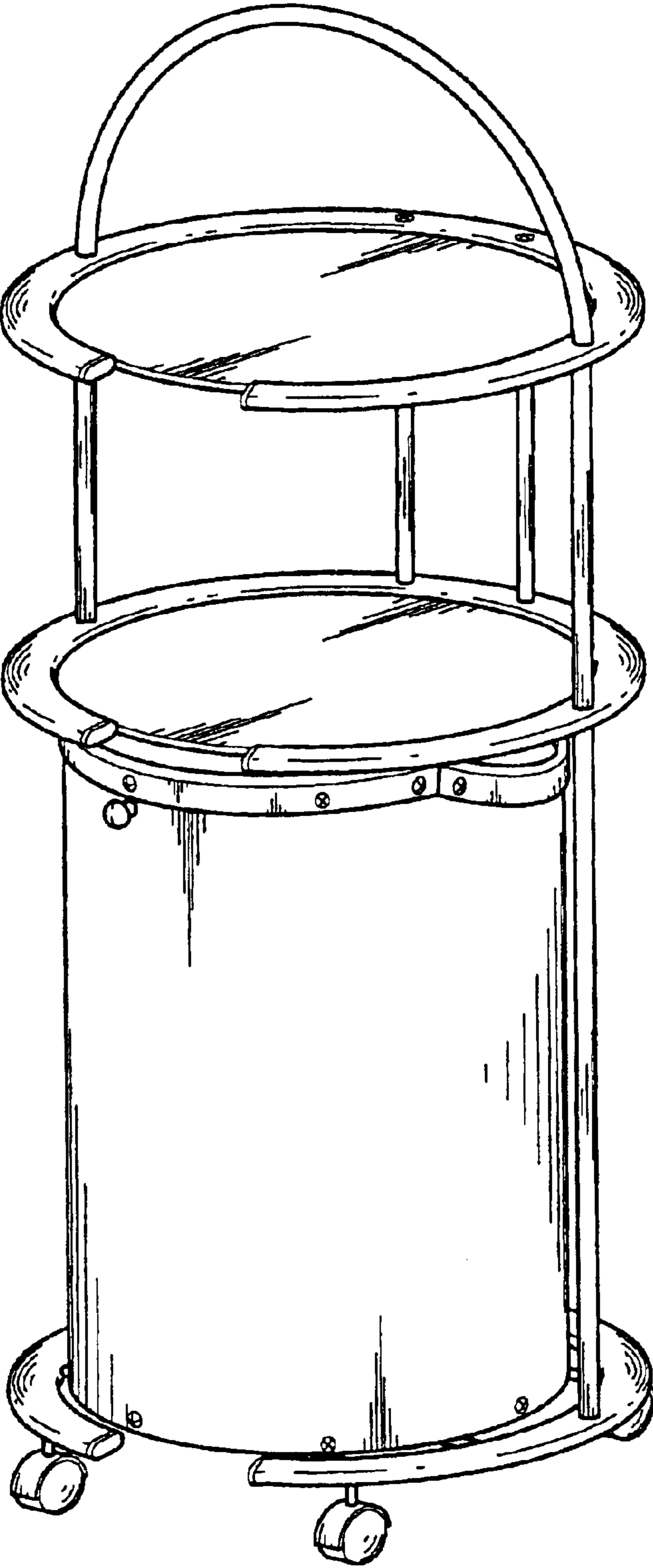


FIG. 7




FIG. 8