

US00D494330S1

(12) **United States Design Patent** (10) Patent No.: **US D494,330 S**
Downey et al. (45) Date of Patent: **** Aug. 10, 2004**

(54) **VACUUM CLEANER MODULE**
 (75) Inventors: **Kevin T. Downey**, Grand Rapids, MI (US); **Douglas J. Medema**, Belding, MI (US); **Michael J. Bargiel**, Grand Rapids, MI (US)
 (73) Assignee: **Bissell Homecare, Inc.**, Grand Rapids, MI (US)

D319,517 S 8/1991 Sovis et al.
 D343,707 S 1/1994 Dyson
 D391,702 S * 3/1998 Wareham et al. D32/31
 D460,229 S 7/2002 Zahuranec et al.
 D462,489 S * 9/2002 Roberts et al. D32/31
 D462,814 S * 9/2002 Sugimoto D32/22
 D462,815 S * 9/2002 Roberts et al. D32/31
 D463,078 S * 9/2002 Harada D32/22
 D477,698 S * 7/2003 Roberts et al. D32/31

(**) Term: **14 Years**

* cited by examiner

(21) Appl. No.: **29/183,545**

Primary Examiner—Ruth McInroy

(22) Filed: **Jun. 12, 2003**

(74) *Attorney, Agent, or Firm*—McGarry Bair PC

(51) **LOC (7) Cl.** **15-05**

(52) **U.S. Cl.** **D32/31; D32/22**

(58) **Field of Search** D32/30-34, 21-24;
 15/350, 352-353, 321-322, 346-347, 412,
 400, 327.1-327.7, 410, 414, 381, 383;
 55/337, DIG. 3, 459.1, 429, 345, 447; 95/271,
 268; 210/512.1

(57) **CLAIM**

The ornamental design for a vacuum cleaner module, as shown and described.

DESCRIPTION

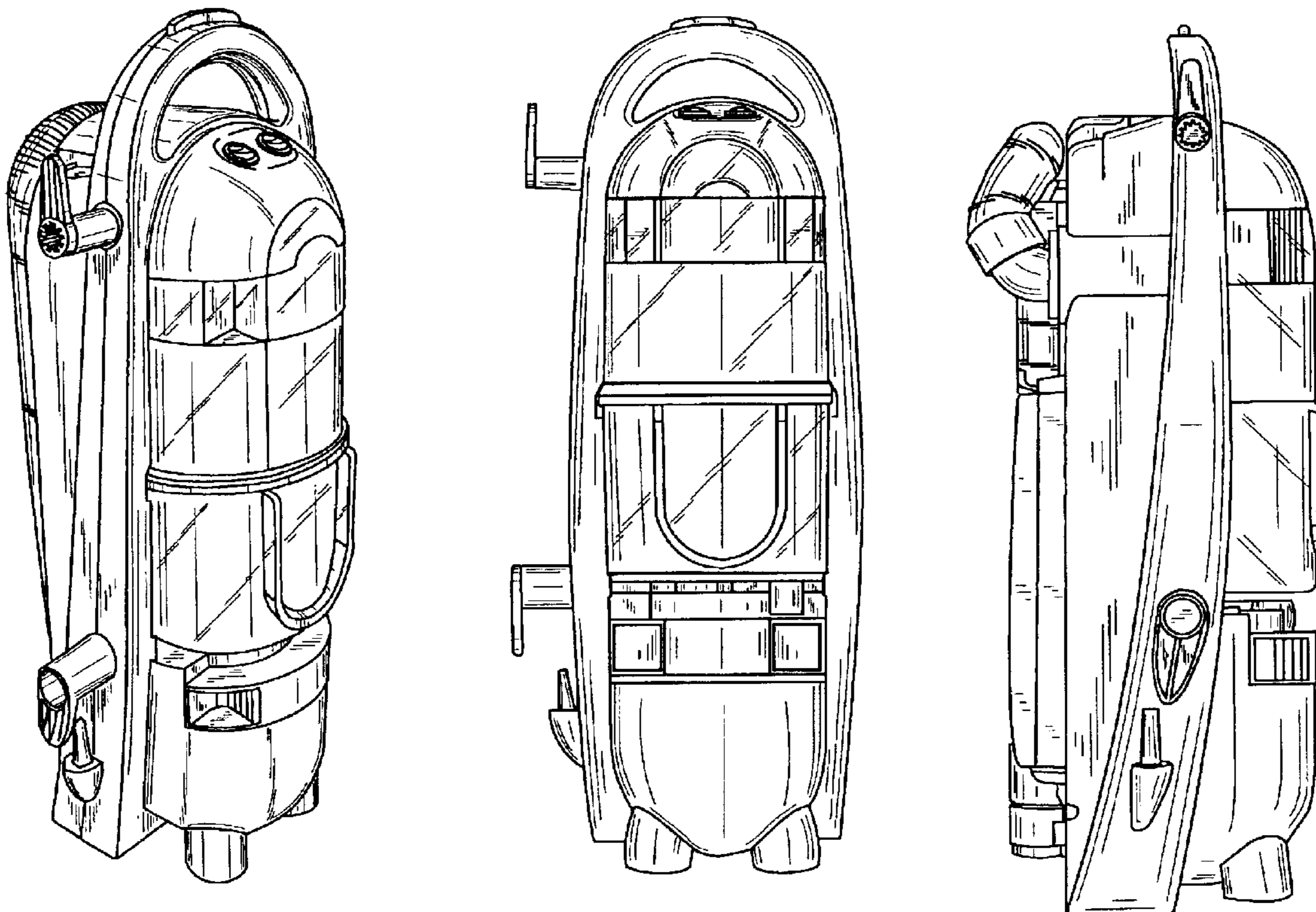
FIG. 1 is a front perspective view of a vacuum cleaner module showing our new design;
 FIG. 2 is a front view thereof;
 FIG. 3 is a rear view thereof;
 FIG. 4 is a left side view thereof;
 FIG. 5 is a right side view thereof;
 FIG. 6 is a top view thereof; and,
 FIG. 7 is a bottom view thereof.

(56) **References Cited**

U.S. PATENT DOCUMENTS

D305,269 S 12/1989 Dyson
 D305,373 S 1/1990 Yamamoto et al.
 D309,203 S 7/1990 Goodrich

1 Claim, 5 Drawing Sheets



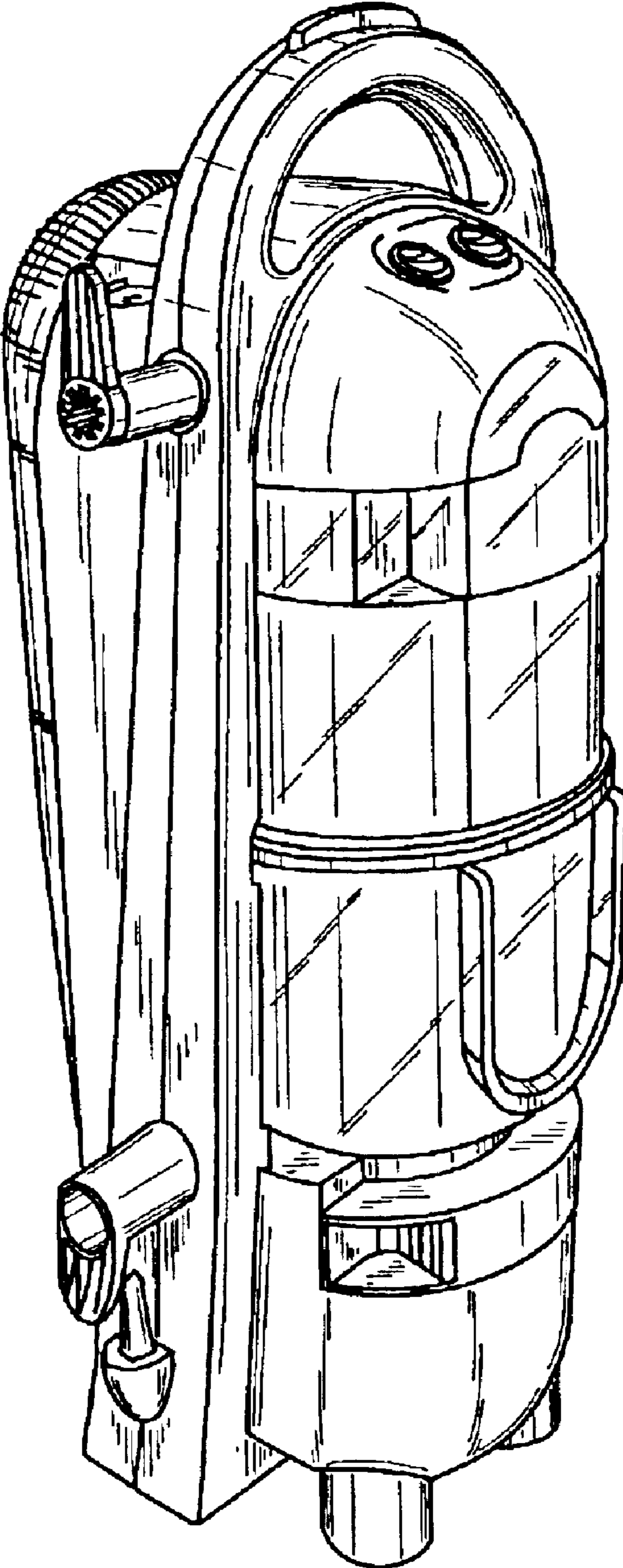


Fig. 1




Fig. 2




Fig. 3

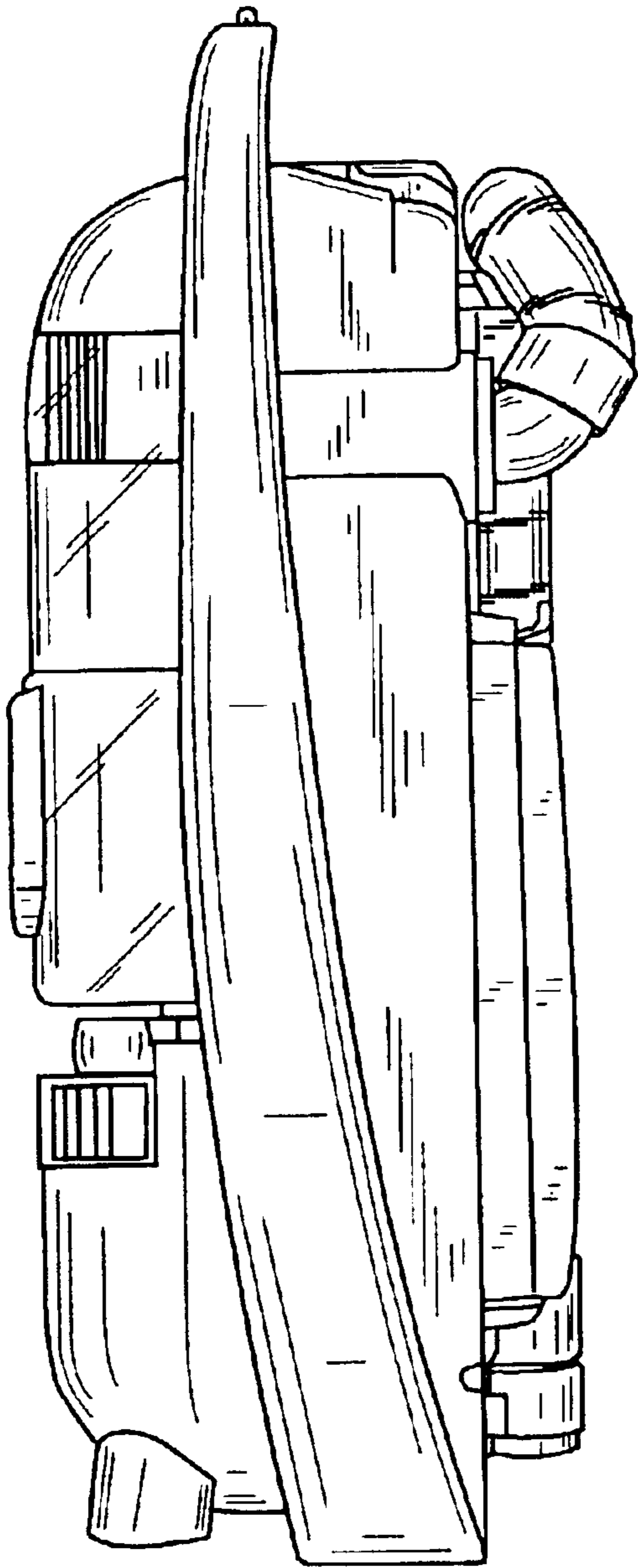


Fig. 4




Fig. 5

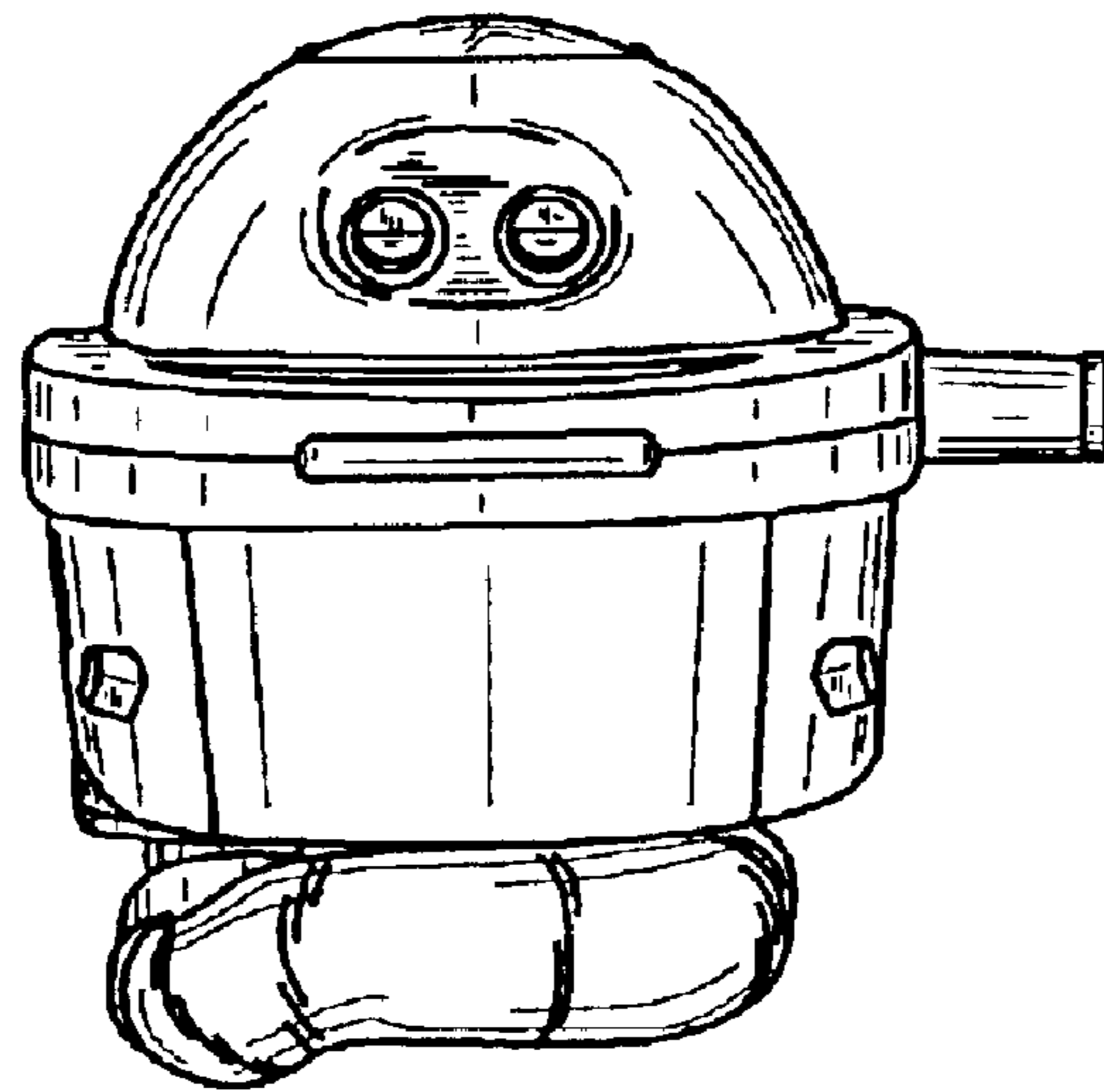


Fig. 6

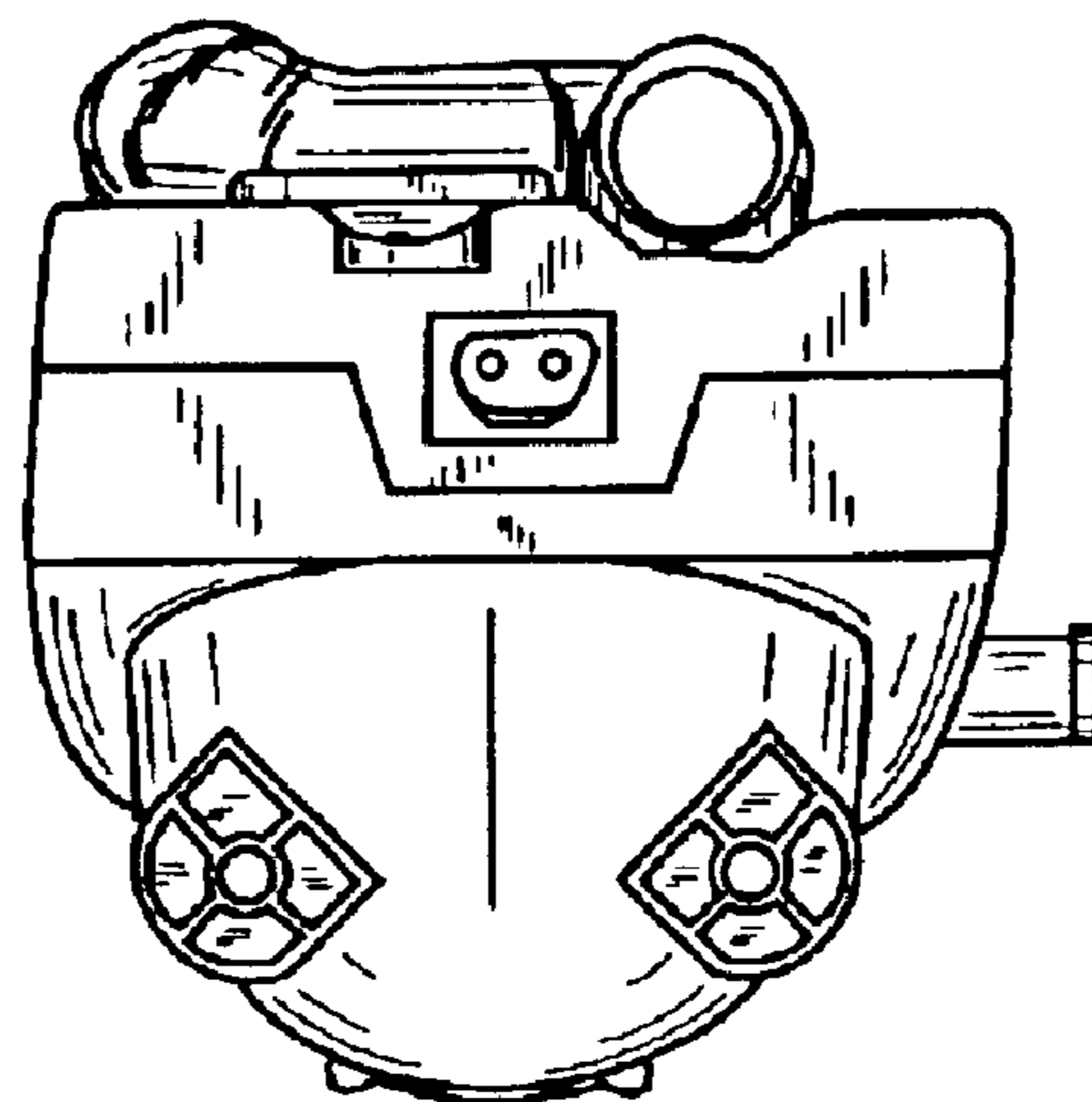


Fig. 7