

US00D494314S1

(12) **United States Design Patent**  
**Patel et al.**

(10) **Patent No.: US D494,314 S**  
(45) **Date of Patent: \*\* Aug. 10, 2004**

(54) **LIGHTER**

D454,223 S \* 3/2002 Park ..... D27/157  
D469,568 S \* 1/2003 Lin ..... D27/157

(75) Inventors: **Mack Patel**, Highland Park, IL (US);  
**Byung Kug Lee**, Seoul (KR)

\* cited by examiner

(73) Assignees: **East-West Trading Corporation**,  
Chicago, IL (US); **Win Corporation**  
**Ltd.** (KR)

*Primary Examiner*—Jennifer Rivard  
(74) *Attorney, Agent, or Firm*—Pendorf & Cutliff

(\*\*) Term: **14 Years**

(57) **CLAIM**

The ornamental design for a lighter, as shown and described.

(21) Appl. No.: **29/167,382**

**DESCRIPTION**

(22) Filed: **Sep. 13, 2002**

(51) **LOC (7) Cl.** ..... **27-05**

(52) **U.S. Cl.** ..... **D27/157**

(58) **Field of Search** ..... D27/141, 142,  
D27/152–155, 157, 159, 160; 431/254–257,  
153, 143, 277, 274

FIG. 1 is a perspective view of a lighter;  
FIG. 2 is a front view of the lighter of FIG. 1;  
FIG. 3 is a back view of the lighter of FIG. 1  
FIG. 4 is a left side view of the lighter of FIG. 1  
FIG. 5 is a right side view of the lighter of FIG. 1 and  
FIG. 6 is a top plan view of the lighter of FIG. 1;  
FIG. 7 is a bottom plan view of the lighter of FIG. 1; and,  
FIG. 8 is a reference view of the lighter of FIG. 1.

(56) **References Cited**

**U.S. PATENT DOCUMENTS**

D452,584 S \* 12/2001 Chen ..... D27/157

**1 Claim, 8 Drawing Sheets**




FIG . 1




FIG . 2




FIG . 3




FIG . 4

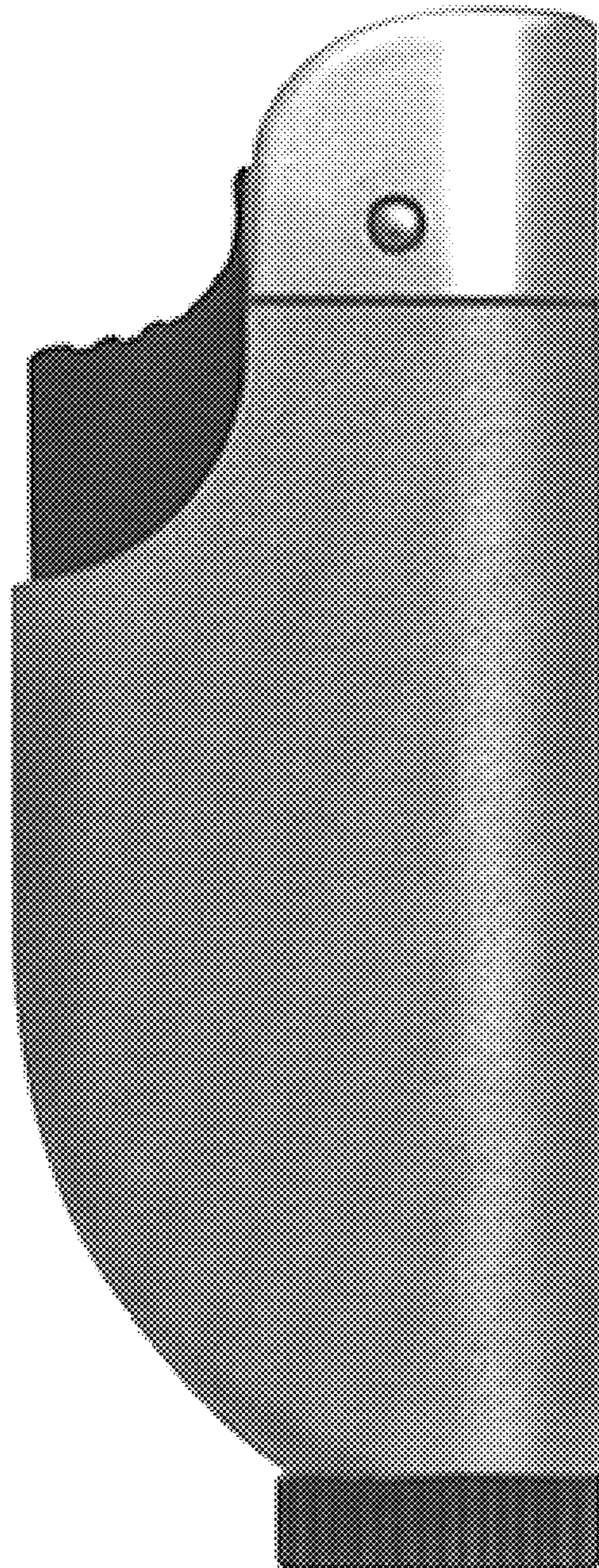


FIG . 5




FIG . 6




FIG . 7






FIG . 8

