

US00D494282S1

(12) **United States Design Patent**
Sperbeck

(10) **Patent No.:** **US D494,282 S**

(45) **Date of Patent:** **** Aug. 10, 2004**

(54) **DOOR THRESHOLD**

(76) **Inventor:** **Gregory Fred Sperbeck**, 224 Via Los
Brisas, San Marcos, CA (US) 92069

(**) **Term:** **14 Years**

(21) **Appl. No.:** **29/189,207**

(22) **Filed:** **Aug. 28, 2003**

(51) **LOC (7) Cl.** **25-02**

(52) **U.S. Cl.** **D25/48**

(58) **Field of Search** D25/119, 121,
D25/48, 164, 199; 49/467, 471

(56) **References Cited**

U.S. PATENT DOCUMENTS

D354,572 S * 1/1995 Headrick D25/48
6,367,201 B1 * 4/2002 Massey et al. 49/467

* cited by examiner

Primary Examiner—Doris Clark

(74) *Attorney, Agent, or Firm*—Murphey & Murphey,
A.P.C.

(57) **CLAIM**

The ornamental design for an door threshold, as shown.

DESCRIPTION

FIG. 1 is an end view of the door threshold showing my new design;

FIG. 2 is a top view of the door threshold showing my design;


FIG. 3 is a bottom view of the door threshold showing my design;

FIG. 4 is a side view of the door threshold showing my design;

FIG. 5 is an opposite side view of the door threshold showing my design; and,

FIG. 6 is a perspective view of the door threshold showing my design.

1 Claim, 6 Drawing Sheets






FIGURE 1

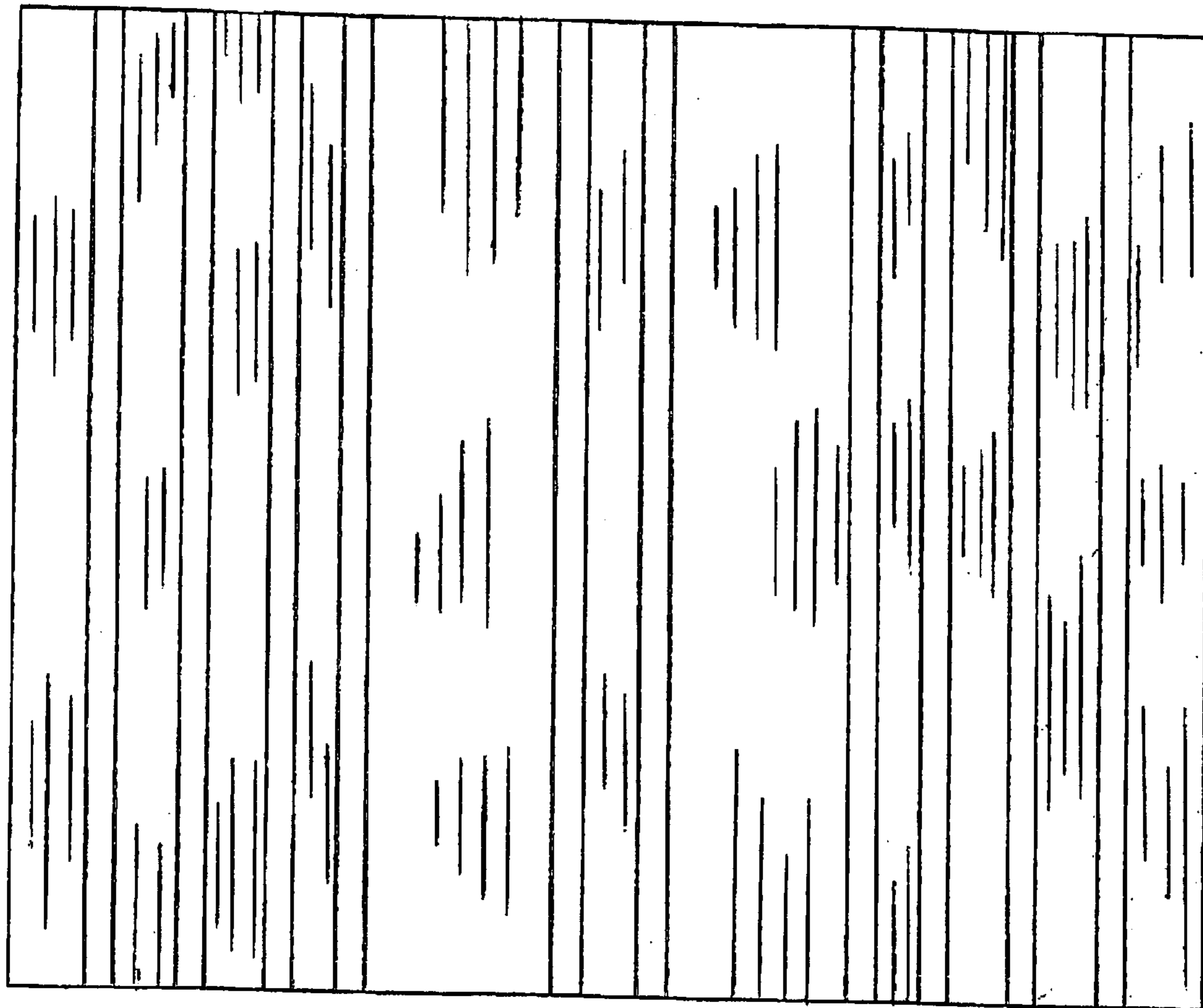


FIGURE 2

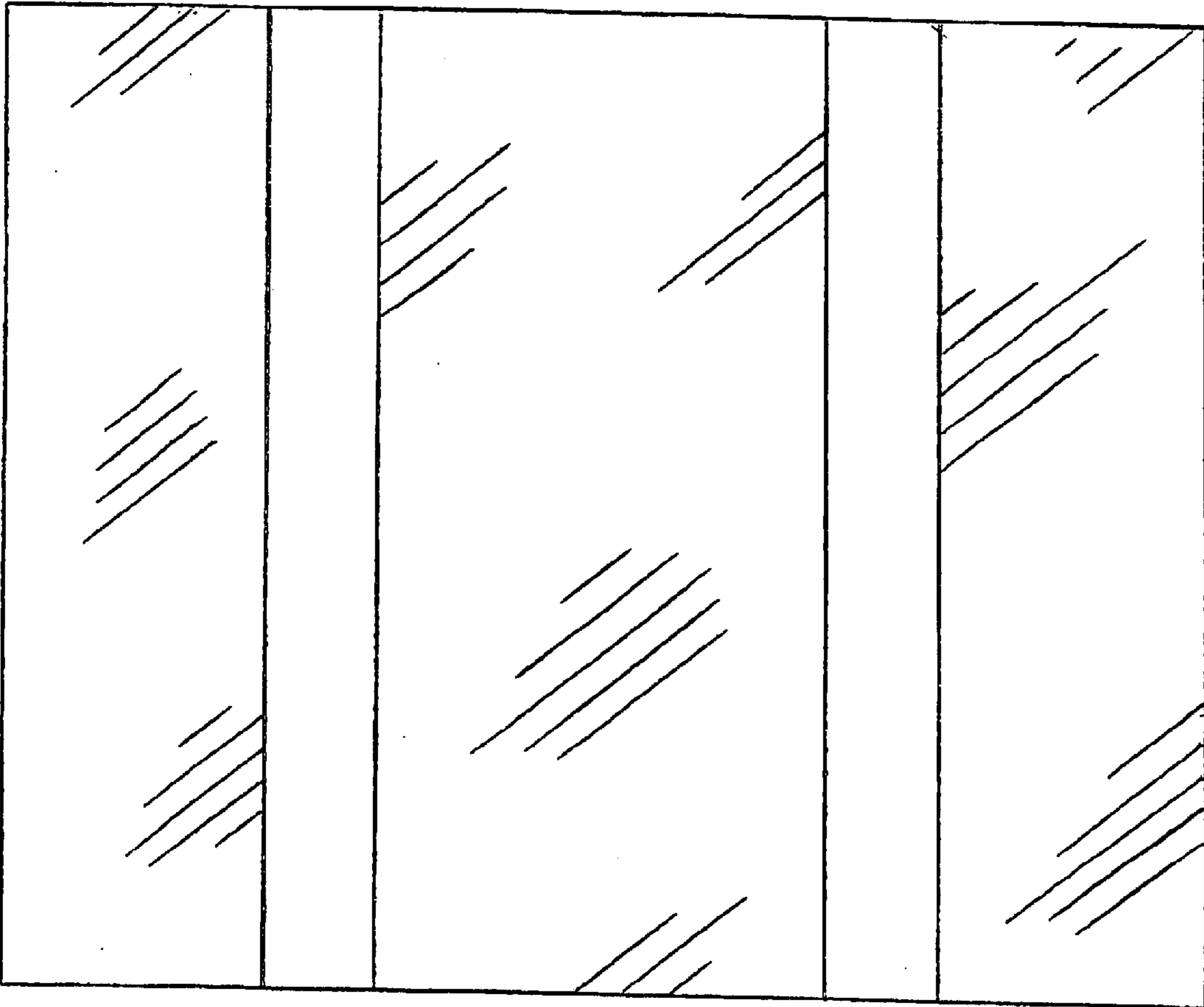


FIGURE 3




FIGURE 4




FIGURE 5

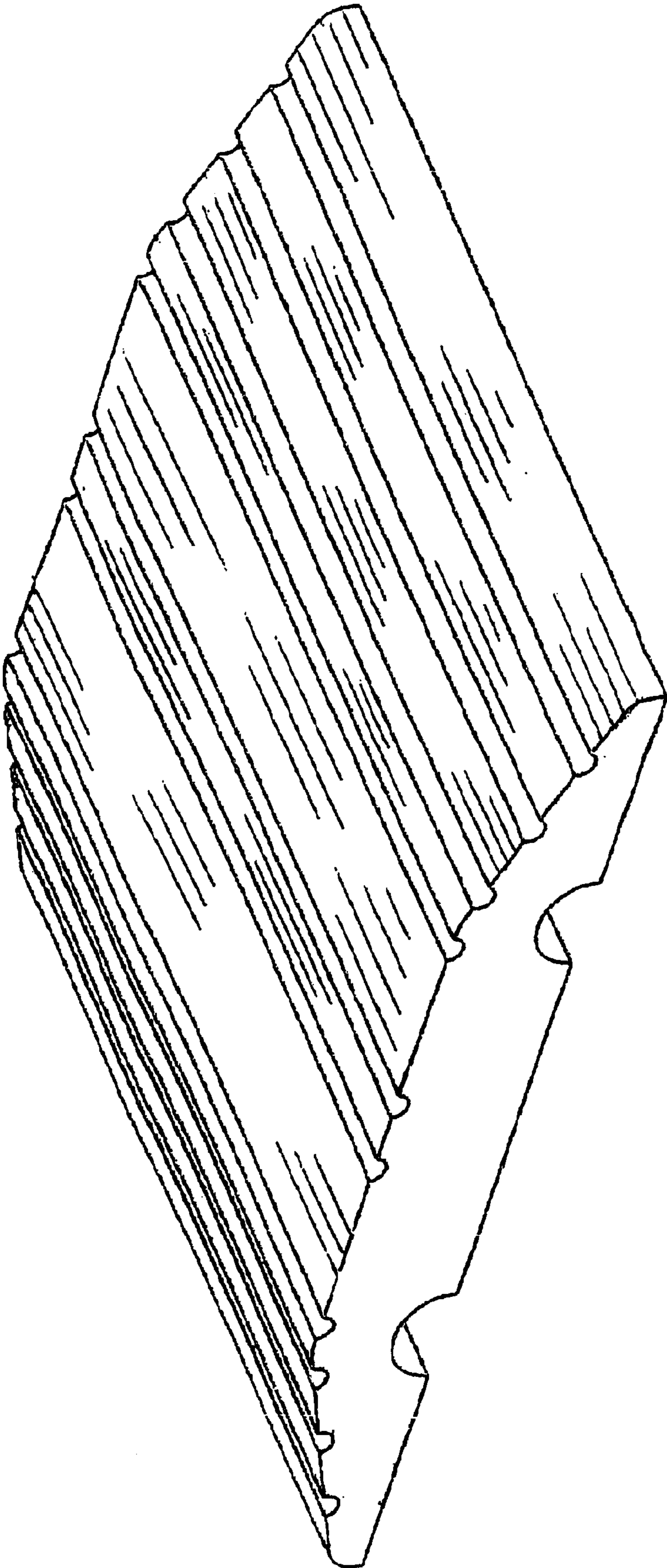


FIGURE 6