

US00D494278S1

(12) **United States Design Patent** (10) **Patent No.:** **US D494,278 S**  
**Harris** (45) **Date of Patent:** **\*\* Aug. 10, 2004**

(54) **TOY VIBRATOR**

(76) Inventor: **J. Gail Harris**, 805 Broadmoor Dr.,  
Nashville, TN (US) 37216

(\*\*) Term: **14 Years**

(21) Appl. No.: **29/174,778**

(22) Filed: **Jan. 24, 2003**

(51) **LOC (7) Cl.** ..... **28-03**

(52) **U.S. Cl.** ..... **D24/215**

(58) **Field of Search** ..... D24/200, 215;  
601/46, 84, 85, 87, 134, 136

(56) **References Cited**

**U.S. PATENT DOCUMENTS**

D210,922 S	*	4/1968	Tavel	.....	D24/214
D234,724 S	*	4/1975	Tavel	.....	D24/214
3,991,751 A	*	11/1976	O'Rourke	.....	601/72
D357,323 S	*	4/1995	Leonard et al.	.....	D24/215
D426,311 S	*	6/2000	Horowitz et al.	.....	D24/215
D429,819 S	*	8/2000	Coolidge	.....	D24/215
D464,430 S	*	10/2002	Bernard	.....	D24/125

**OTHER PUBLICATIONS**

The Blowfish Catalog [online]. The Blowfish Corporation, 1994 [retrieved on Apr. 2, 2003]. Retrieved from the Internet: <URL: [www.blowfish.com/catalog/toys/divine-dildos.html](http://www.blowfish.com/catalog/toys/divine-dildos.html)>.

The Blowfish Catalog [online]. The Blowfish Corporation, 1994 [retrieved on Apr. 2, 2003]. Retrieved from the Internet: <URL: [www.blowfish.com/catalog/toys/silicone-vibrators.html](http://www.blowfish.com/catalog/toys/silicone-vibrators.html)>.

The Blowfish Catalog [online]. The Blowfish Corporation, 1994 [retrieved on Apr. 2, 2003]. Retrieved from the Internet: <URL: [www.blowfish.com/catalog/toys/outie-vibrator-s.html](http://www.blowfish.com/catalog/toys/outie-vibrator-s.html)>.

\* cited by examiner

*Primary Examiner*—Stella Reid

(74) *Attorney, Agent, or Firm*—Thomas Kayden Horstemeyer & Risley, L.L.P.

(57) **CLAIM**

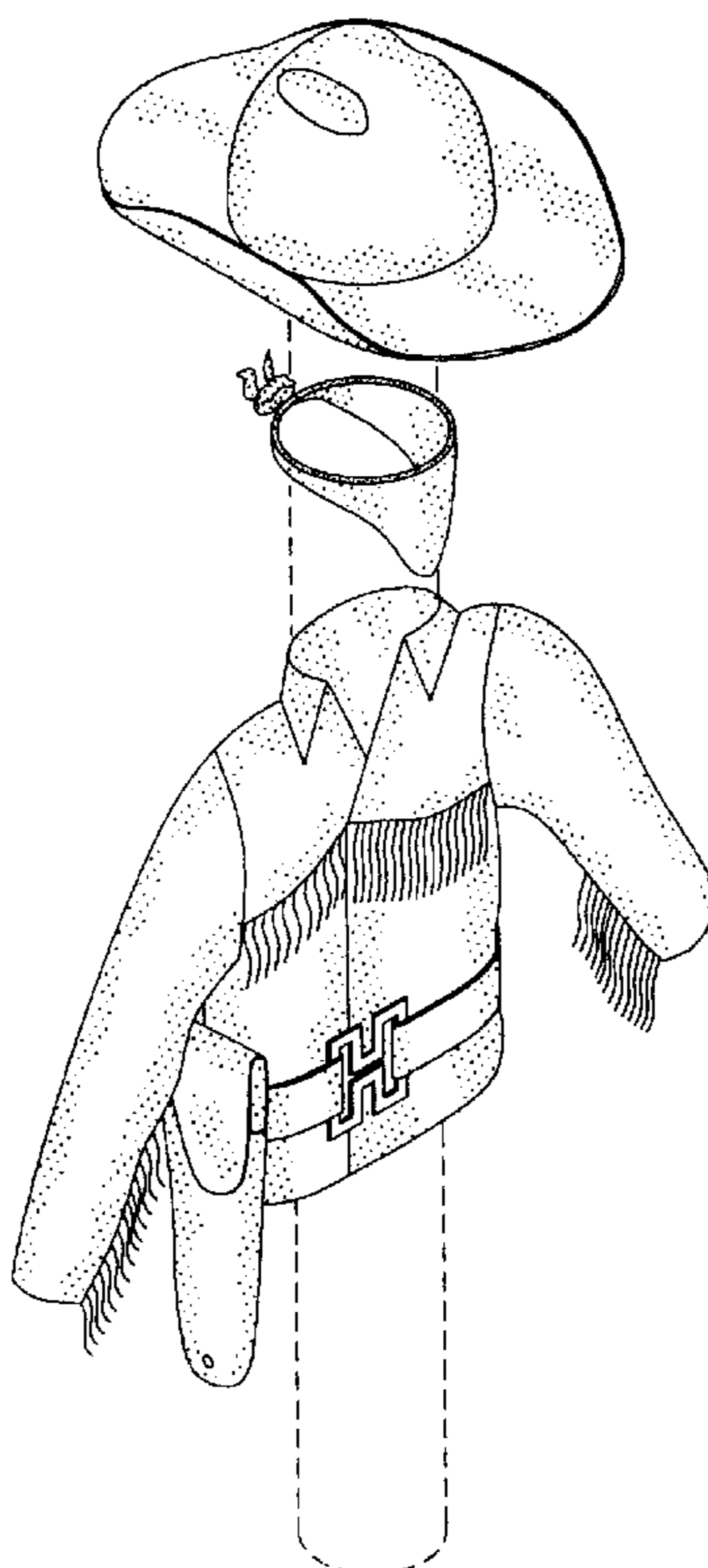
The ornamental design for a vibrator, as shown and described.

**DESCRIPTION**

FIG. 1 is a front view of a vibrator showing my new design; FIG. 2 is a back view thereof; FIG. 3 is a right side view thereof; FIG. 4 is a left side view thereof; and, FIG. 5 is a perspective view thereof.

The broken line showing of the vibrator in FIG. 1–FIG. 5 is for illustrative purposes only and forms no part of the claimed design.

**1 Claim, 2 Drawing Sheets**



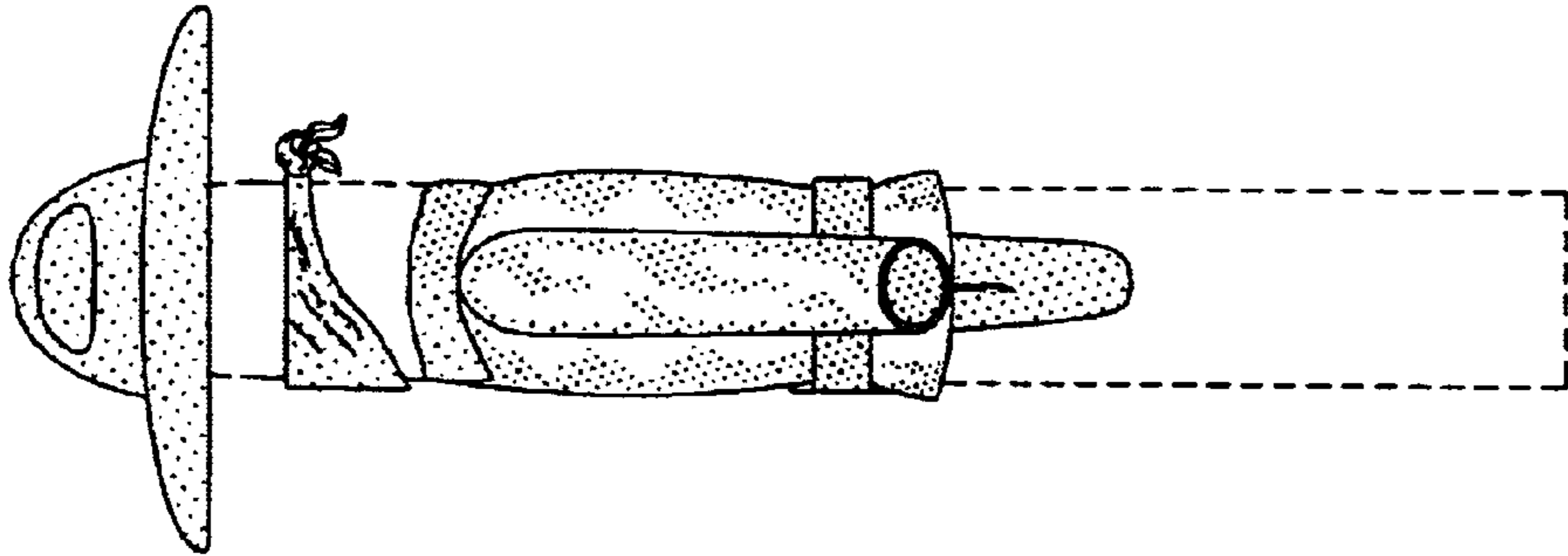


FIG. 4

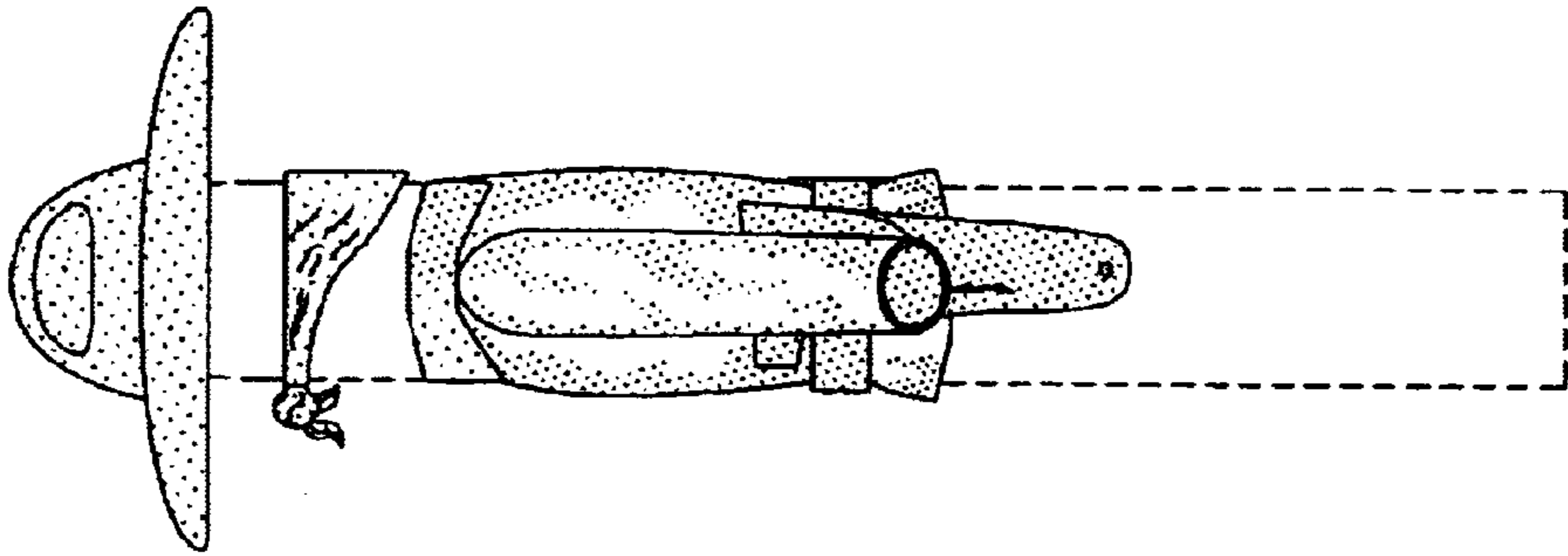


FIG. 3

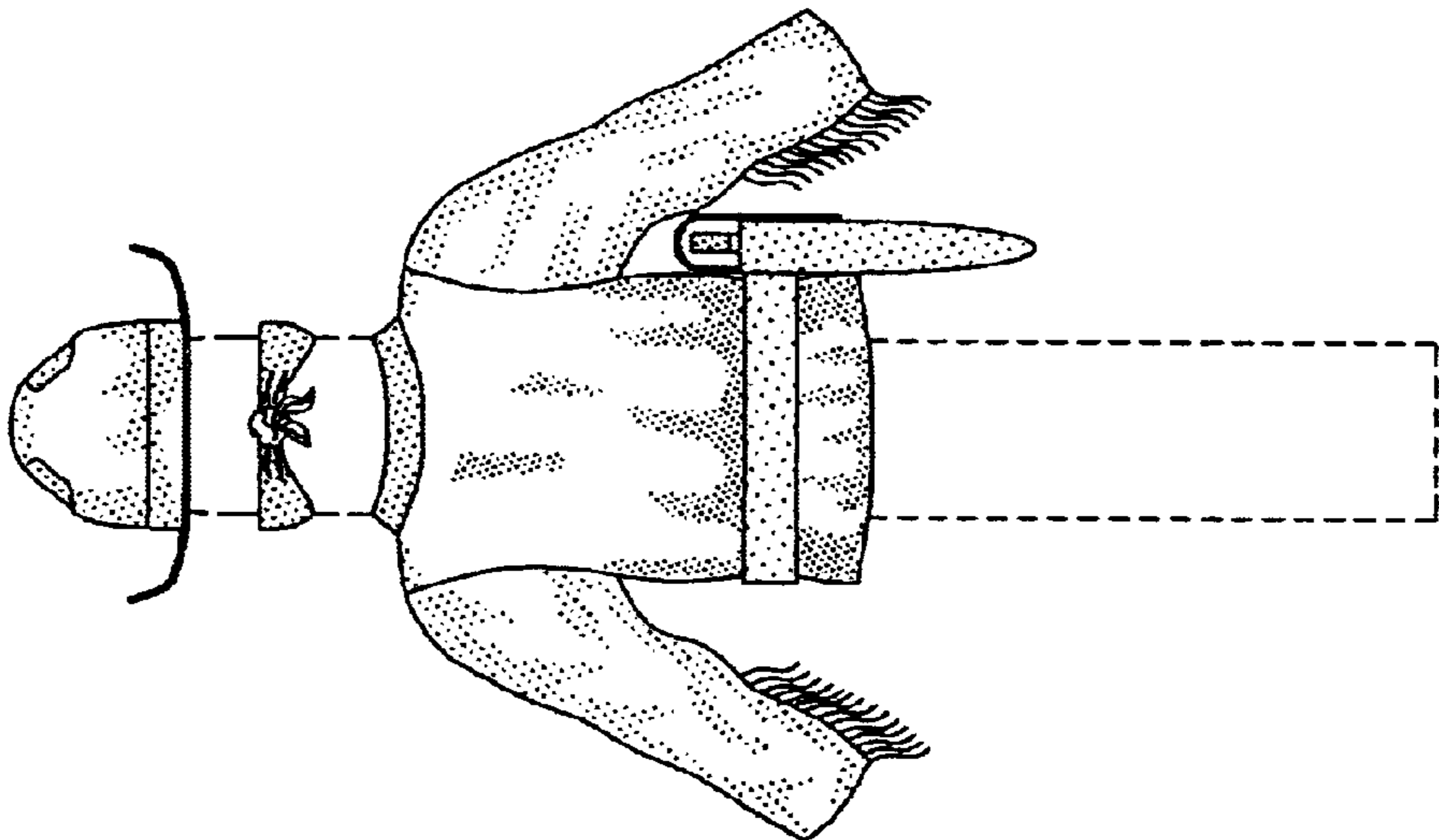


FIG. 2

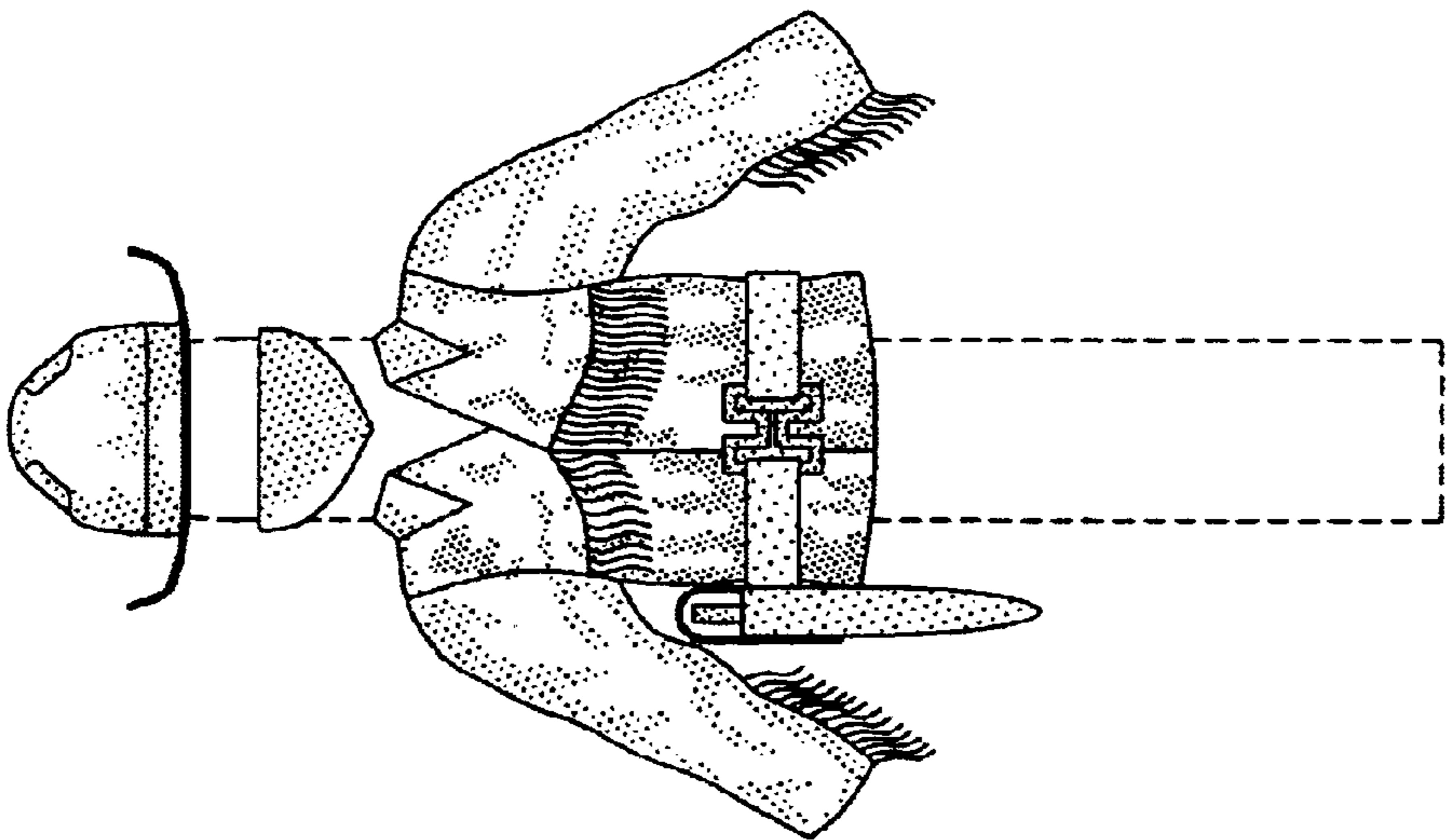
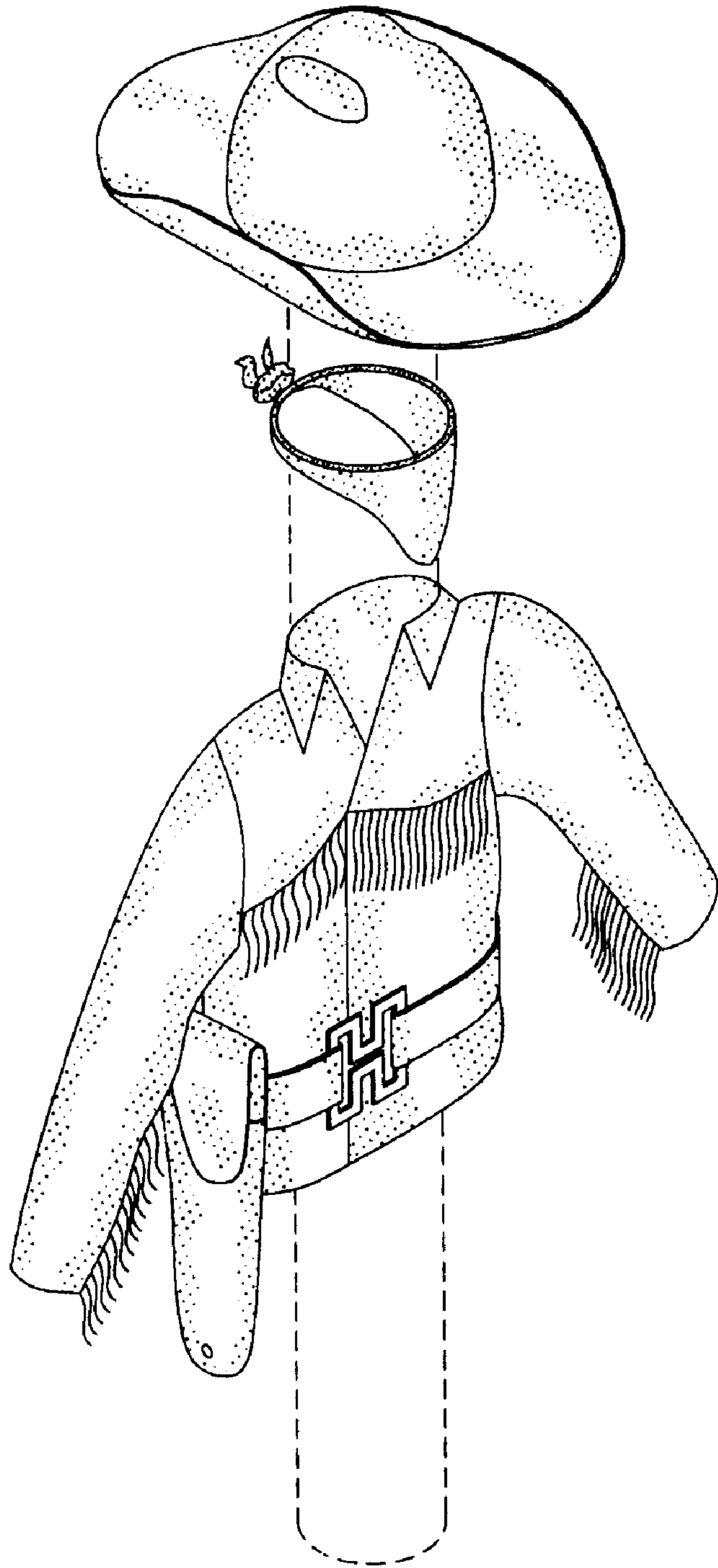


FIG. 1



*FIG. 5*