



US00D494267S1

(12) **United States Design Patent** (10) **Patent No.:** **US D494,267 S**
Burns (45) **Date of Patent:** **** Aug. 10, 2004**

(54) **CEILING FAN MOTOR HOUSING**

(75) Inventor: **James P. Burns**, Memphis, TN (US)

(73) Assignee: **Hunter Fan Company**, Memphis, TN (US)

(**) Term: **14 Years**

(21) Appl. No.: **29/187,156**

(22) Filed: **Jul. 29, 2003**

(51) **LOC (7) Cl.** **23-04**

(52) **U.S. Cl.** **D23/411; D23/377; D23/379; D23/386**

(58) **Field of Search** **D23/411, 377, D23/379, 385**

(56) **References Cited**

U.S. PATENT DOCUMENTS

D409,297 S * 5/1999 Tai D23/377
D483,854 S * 12/2003 Stauffer D23/411

OTHER PUBLICATIONS

Casablanca Fan Company 2001 Product Catalog p. 22, (Brescia), p. 27, (Bella), p. 35 (Bel Air/Bel Air Halo), p. 36 (Metropolitan), and p. 38 (Capistrano).

Hunter Fan Company, Hunter Prestige 2003 Brochure, p. 15, (Palais Jardin), p. 21, (Marseille), p. 25, (28133), and p. 48, (21967).

Sonica Catalog p. 29 and 30 Conqueror 44000 Series 52" 5 Blades and Sundowner 45000 Series 52" 5 Blades.

* cited by examiner

Primary Examiner—Lisa Lichtenstein

(74) *Attorney, Agent, or Firm*—Baker Donelson

(57) **CLAIM**

The ornamental design for a ceiling fan motor housing, as shown and described.

DESCRIPTION

FIG. 1 is a perspective view of a ceiling fan motor housing showing my new design.

FIG. 2 is a right side view thereof, the left side view being the same thereof.

FIG. 3 is a front view thereof, the rear view being the same thereof.

FIG. 4 is a top view thereof; and,

FIG. 5 is a bottom view thereof.

The broken lines in the views show environmental features which are for illustrative purposes only and form no part of the claimed design.

1 Claim, 3 Drawing Sheets

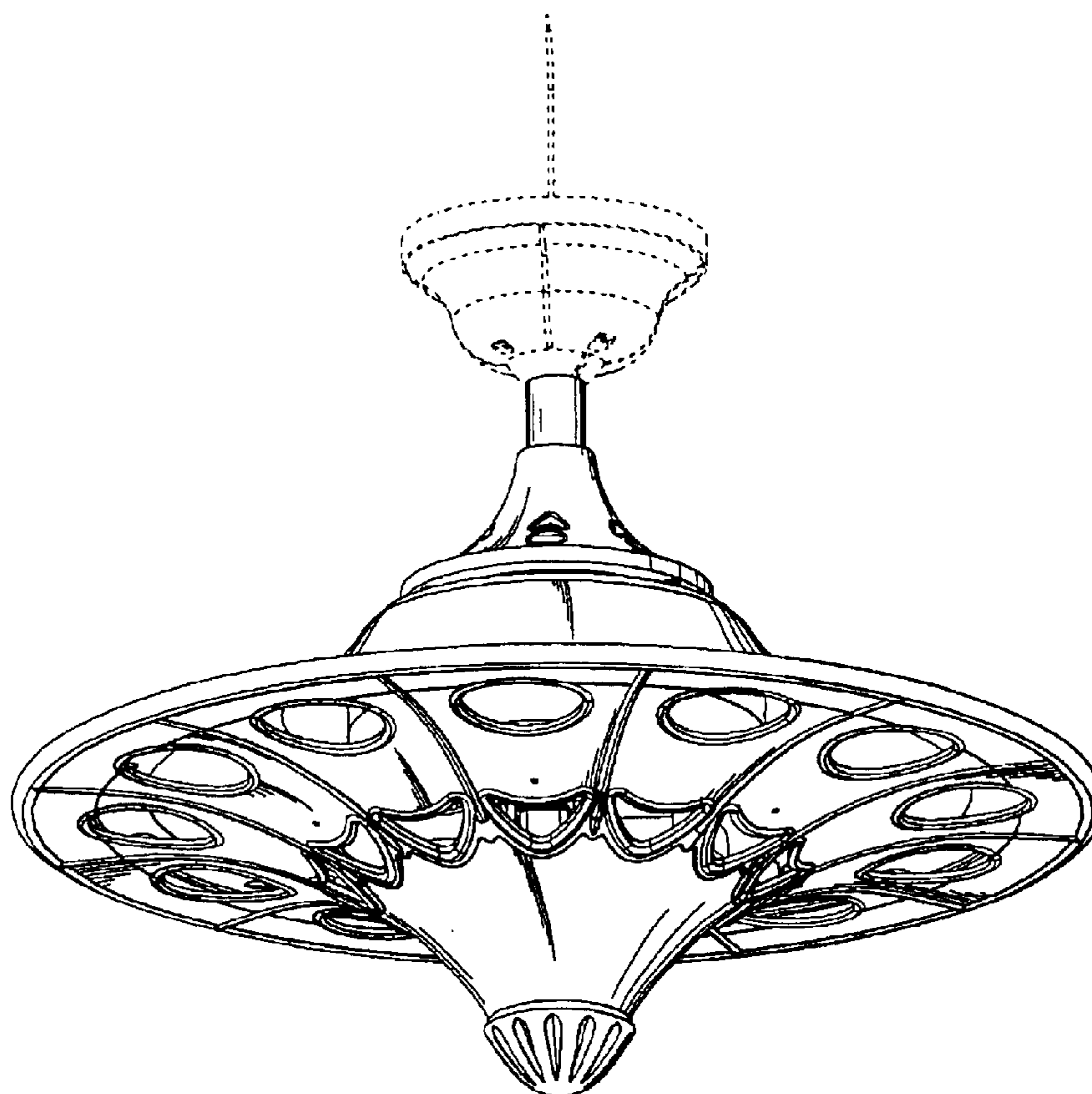


Fig. 1




Fig. 2

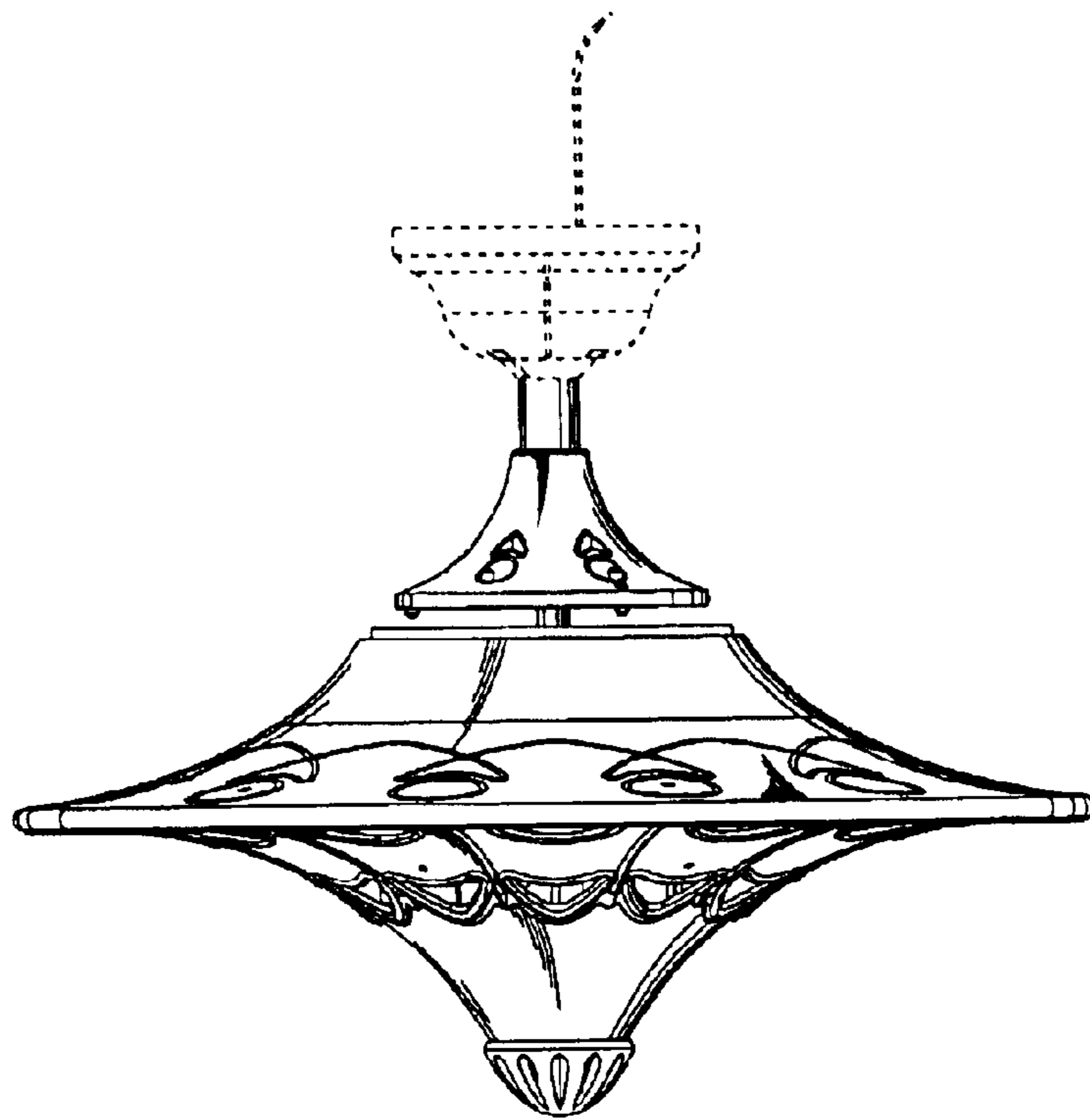


Fig. 3

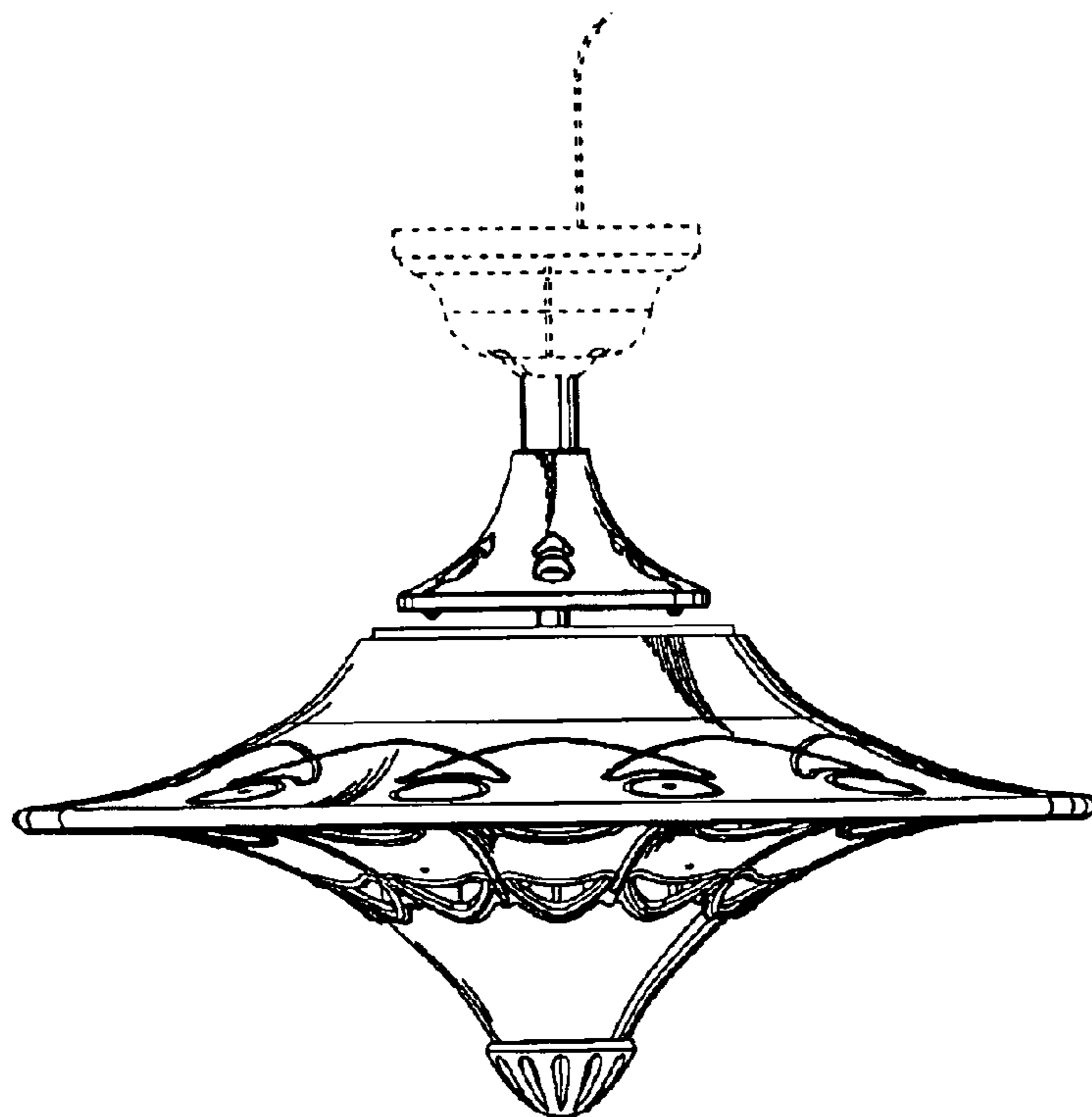


Fig. 4

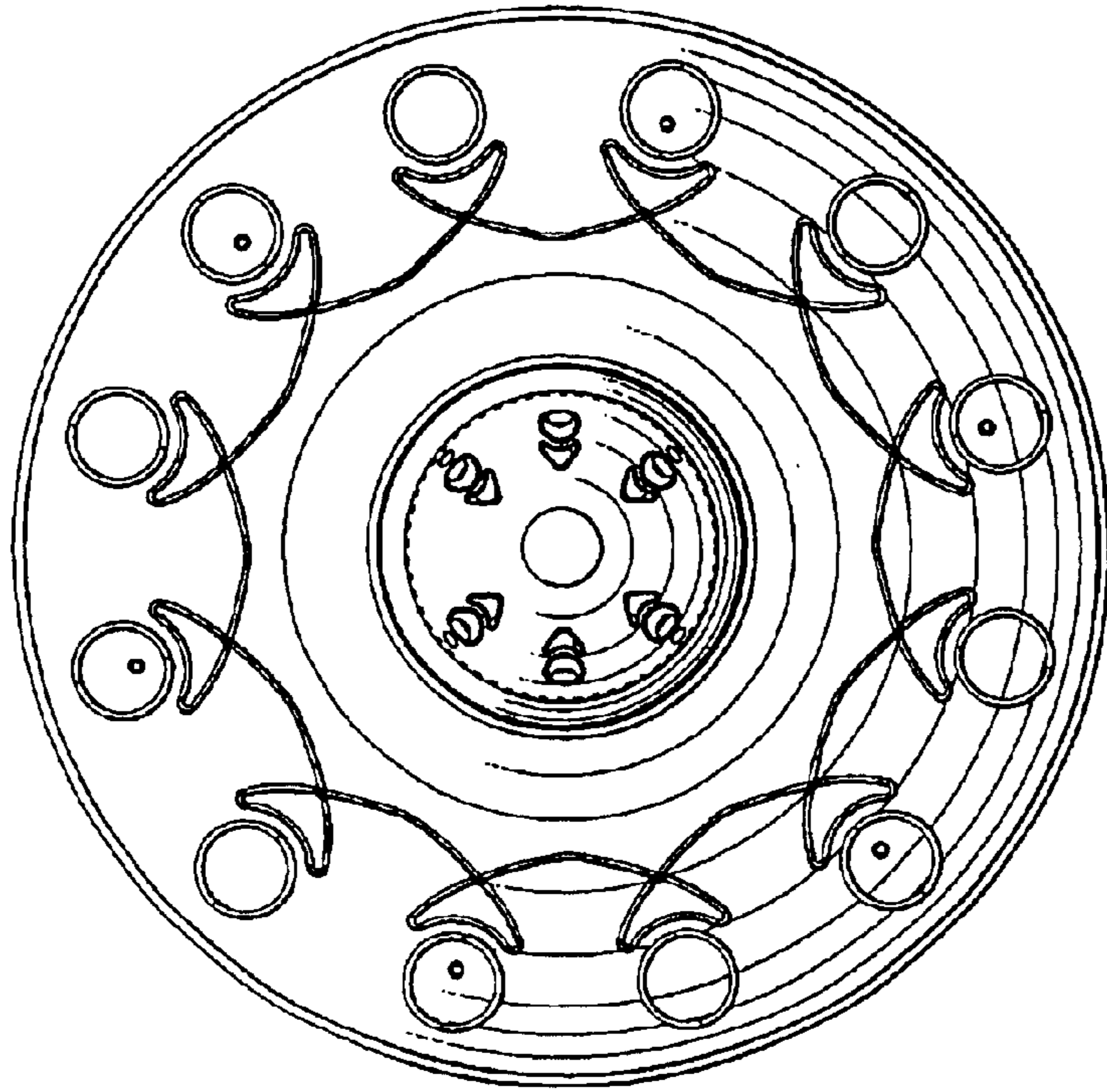


Fig. 5

