

US00D494256S1

(12) **United States Design Patent**
Nortier

(10) **Patent No.: US D494,256 S**

(45) **Date of Patent: ** Aug. 10, 2004**

(54) **FLUSHOMETER HANDLE SOCKET**

(75) Inventor: **Richard A. Nortier**, Westchester, IL
(US)

(73) Assignee: **Sloan Valve Company**, Franklin Park,
IL (US)

(**) Term: **14 Years**

(21) Appl. No.: **29/194,799**

(22) Filed: **Dec. 2, 2003**

(51) **LOC (7) Cl.** **23-01**

(52) **U.S. Cl.** **D23/249; D23/262**

(58) **Field of Search** D23/249, 233,
D23/245, 262, 265; D8/397; 285/189, 338,
96-197

(56) **References Cited**

U.S. PATENT DOCUMENTS

D78,721 S	*	6/1929	Young	D23/245
D105,729 S	*	8/1937	Collito	D23/245
D218,035 S	*	7/1970	Sloan	D23/245
D229,561 S	*	12/1973	Sloan	D23/245
D234,847 S	*	4/1975	Hoffman	D23/262
D244,908 S	*	7/1977	Hatter et al.	D8/397
D263,163 S	*	2/1982	Olde	D23/262
D341,188 S	*	11/1993	Burgy et al.	D23/248

D367,104 S	*	2/1996	Allen et al.	D23/245
D397,413 S	*	8/1998	Sapp	D23/262
D439,637 S	*	3/2001	Davies	D23/262
D459,207 S	*	6/2002	Miyata	D8/397
D484,036 S	*	12/2003	Koch	D8/397

* cited by examiner

Primary Examiner—Nelson C. Holtje
(74) *Attorney, Agent, or Firm*—Cook, Alex, McFarron, Manzo, Cummings & Mehler, Ltd.

(57) **CLAIM**

The ornamental design for a flushometer handle socket, as shown and described.

DESCRIPTION

FIG. 1 is a perspective view of my new design for a flushometer handle socket;
FIG. 2 is a front elevation view thereof. The top and bottom plan views would look the same as the front elevation view.
FIG. 3 is a left end elevation view; and,
FIG. 4 is a right end elevation view with internal components not shown.
The broken line showing of the flushometer handle and internal plunger in FIGS. 1 and 2 is for illustrative purposes only and forms no part of the claimed design.

1 Claim, 1 Drawing Sheet

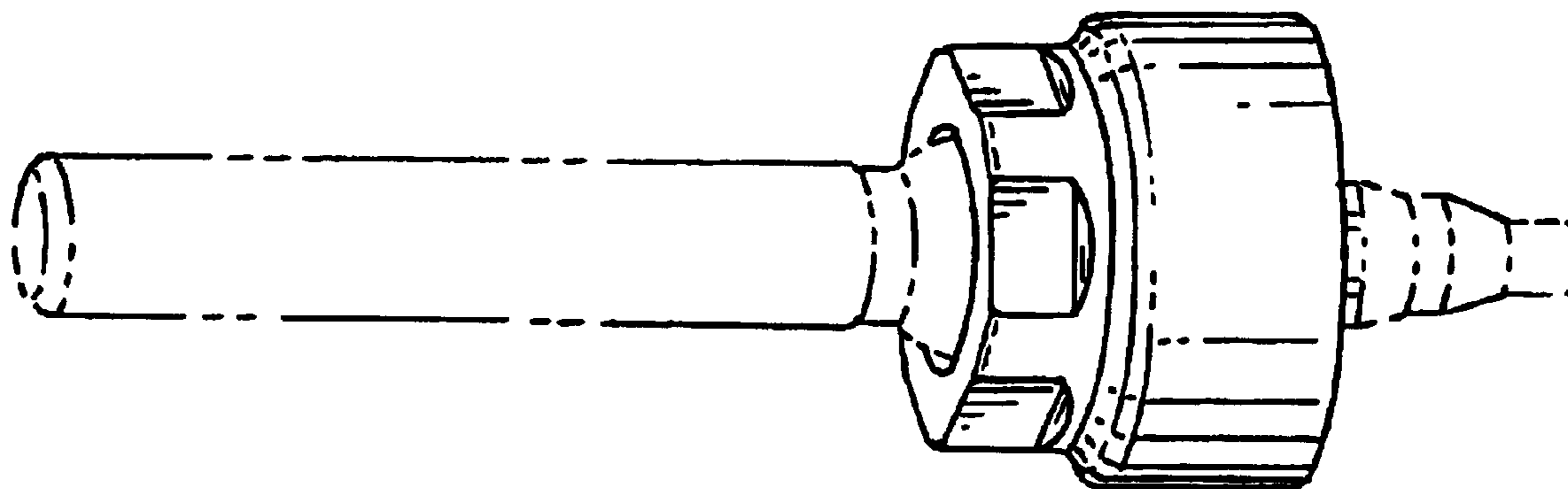


FIG. 1.

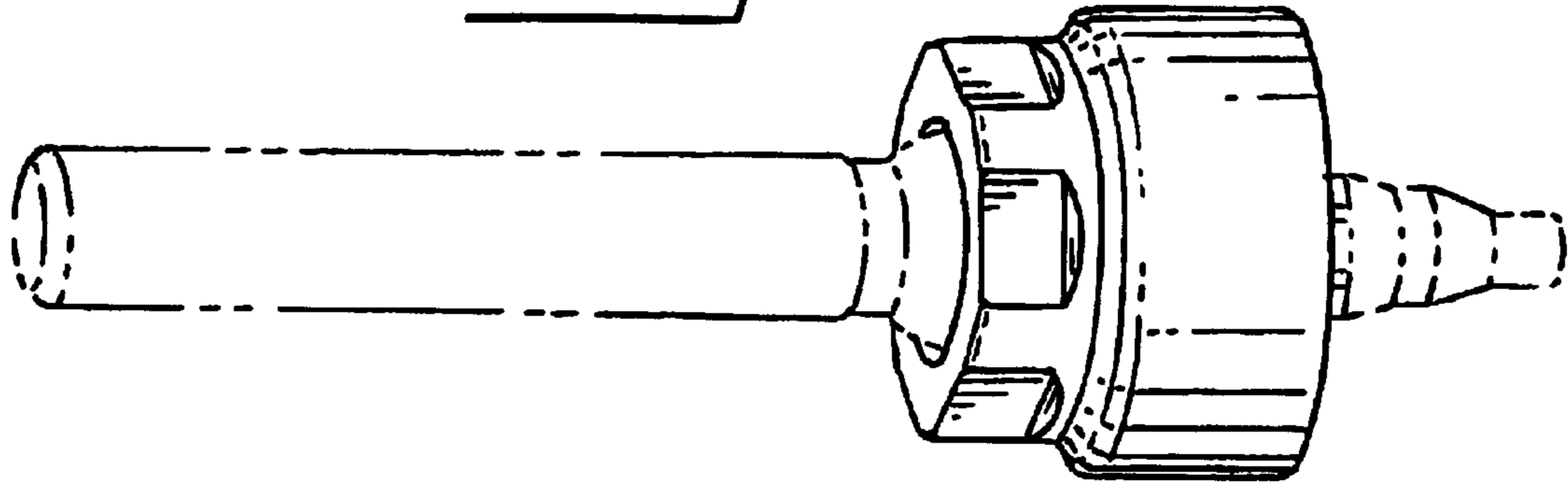


FIG. 2.

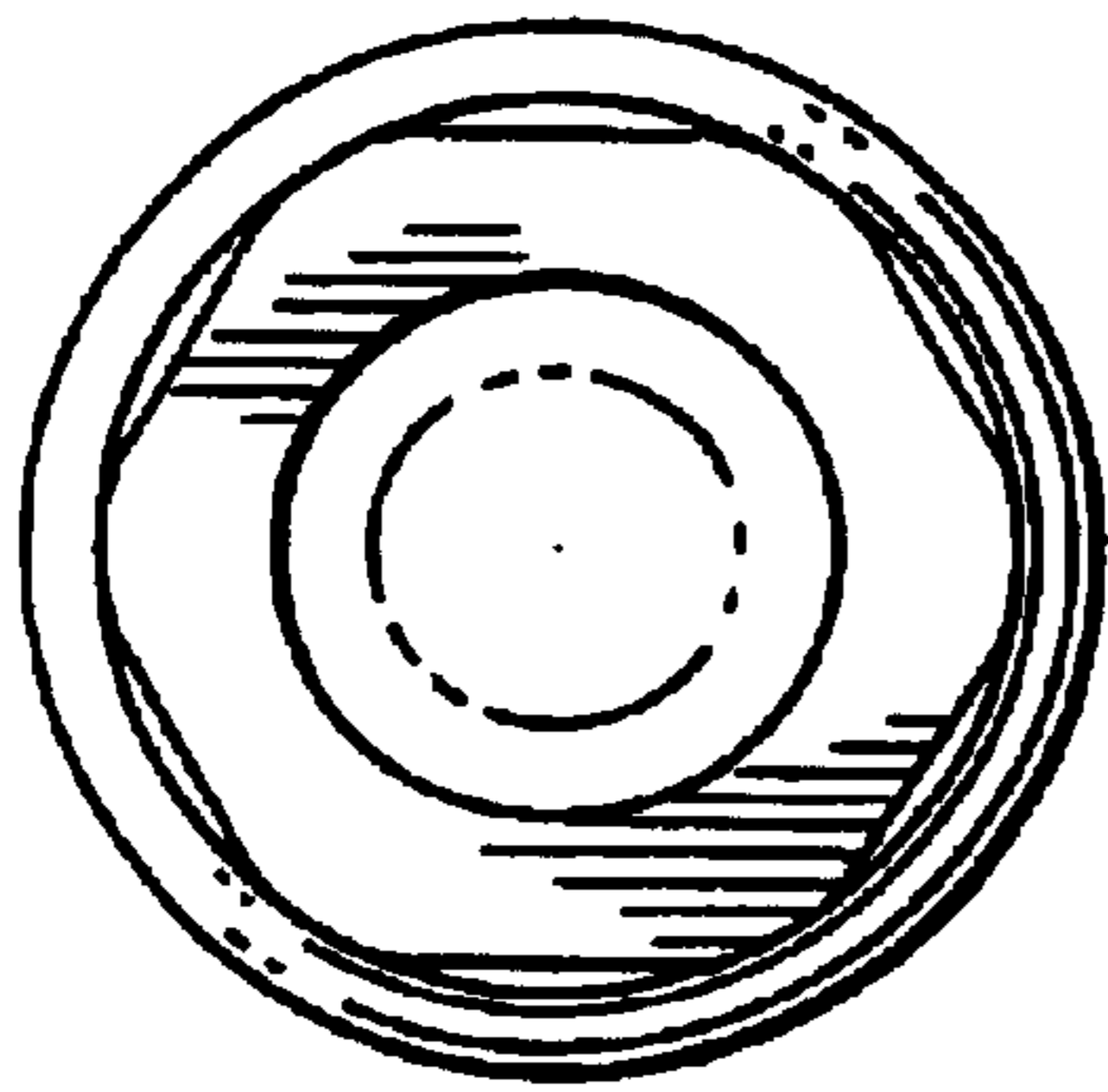
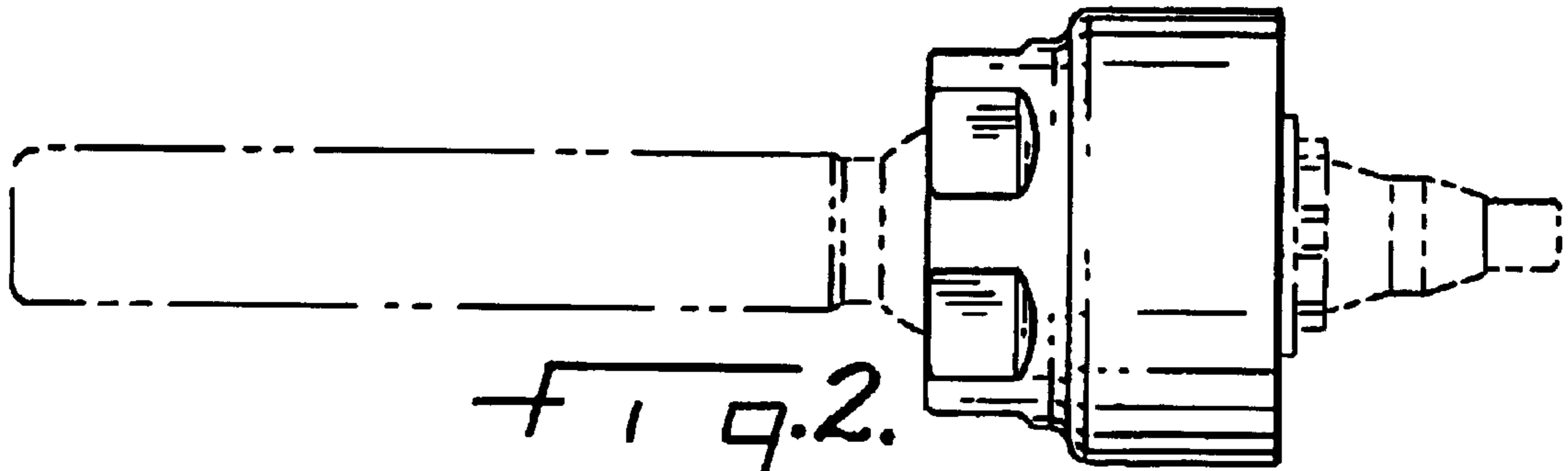


FIG. 3.

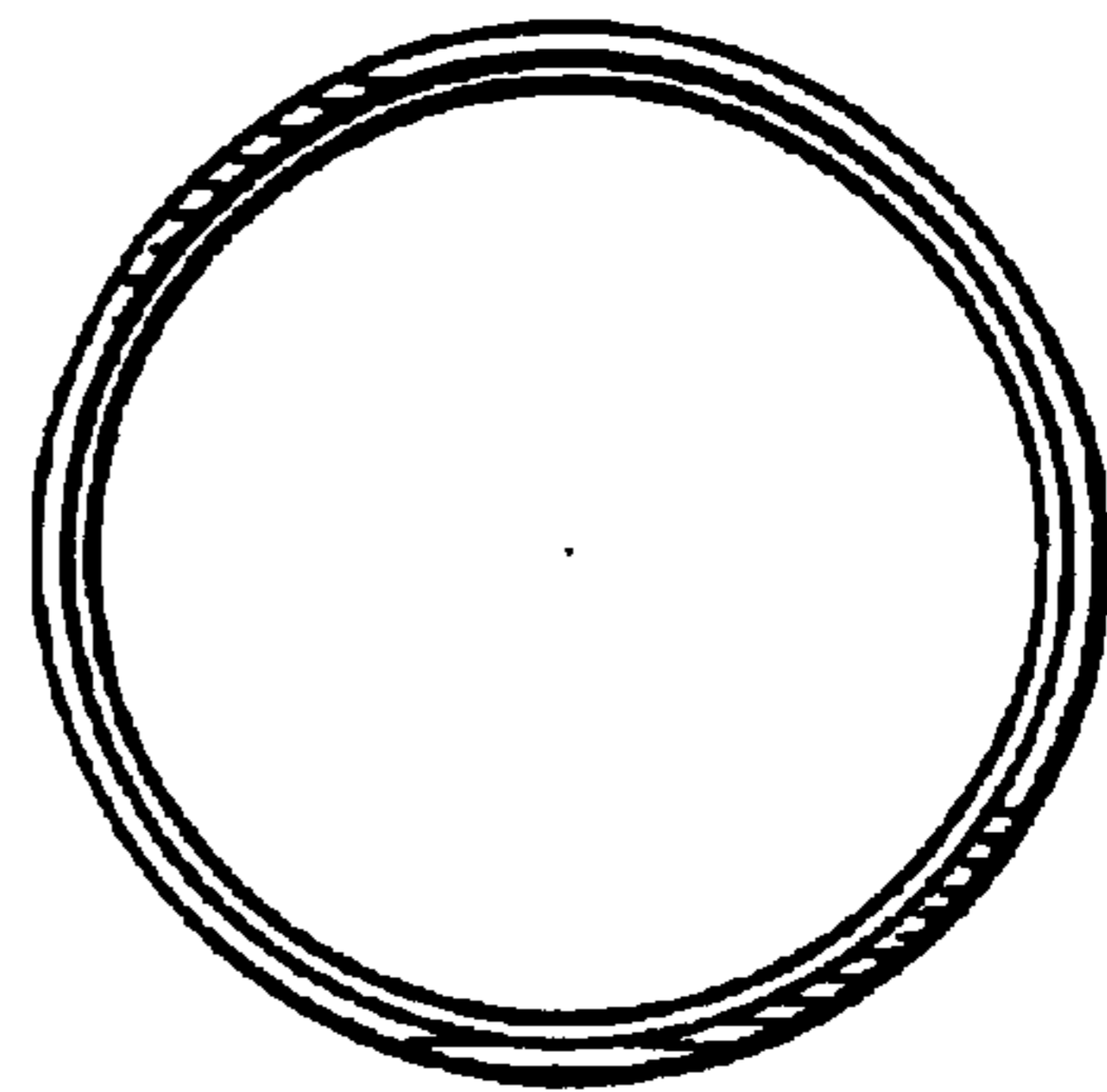


FIG. 4.