

US00D494250S1

(12) **United States Design Patent** (10) **Patent No.:** **US D494,250 S**
Hartmann (45) **Date of Patent:** **** Aug. 10, 2004**

(54) **PROPANE TANK SLEEVE**

Primary Examiner—Robin V. Taylor
(74) *Attorney, Agent, or Firm*—McCarter & English, LLP

(76) **Inventor:** **Karen Liette Hartmann**, 9 Whitney Rd., Bethel, CT (US) 06801

(**) **Term:** **14 Years**

(57) **CLAIM**

The oramental design for a propane tank sleeve, as shown and described.

(21) **Appl. No.:** **29/180,602**

(22) **Filed:** **Apr. 25, 2003**

DESCRIPTION

(51) **LOC (7) Cl.** **23-01**

(52) **U.S. Cl.** **D23/206**

(58) **Field of Search** D23/206; 220/581;
150/154; 206/0.6

FIG. 1 is a side view of a propane tank sleeve showing my new design;

FIG. 2 is a top plan view of the propane tank sleeve illustrated in FIG. 1;

(56) **References Cited**

U.S. PATENT DOCUMENTS

- 6,012,411 A * 1/2000 Hochbrueckner 116/207
- 6,057,012 A * 5/2000 Culp et al. 428/34.9
- 6,508,282 B2 1/2003 Garofalo et al. 150/154
- D473,629 S * 4/2003 Johnson D23/206
- D486,551 S * 2/2004 McQuiston D23/206

FIG. 3 is a plan view of the propane tank sleeve illustrated in FIG. 1; and,

FIG. 4 is a bottom plan view of the propane tank sleeve illustrated in FIG. 1.


OTHER PUBLICATIONS

- EZ-ZIP™ Tank Covers, www.homeworkscoop.com, product advertisement, May 15, 2003.
- Tank Teddy™, www.tankteddy.com product advertisement, Jul. 15, 2003.

The broken lines showing of the propane tank over which the sleeve of the subject invention is disposed and the artwork presented thereon are for illustrative purposes only and form no part of the claim.

* cited by examiner

1 Claim, 1 Drawing Sheet






FIG. 1

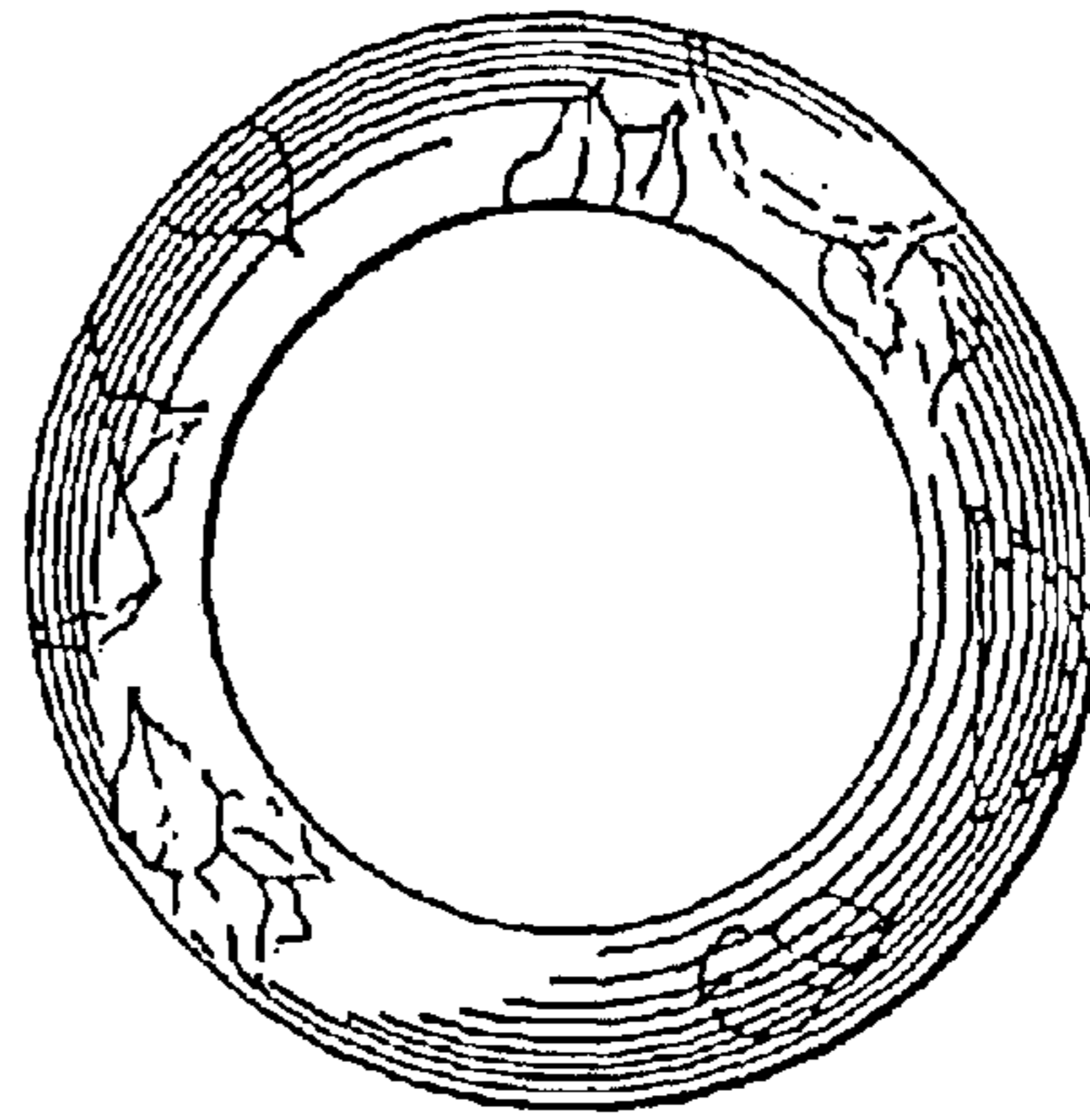


FIG. 2




FIG. 3

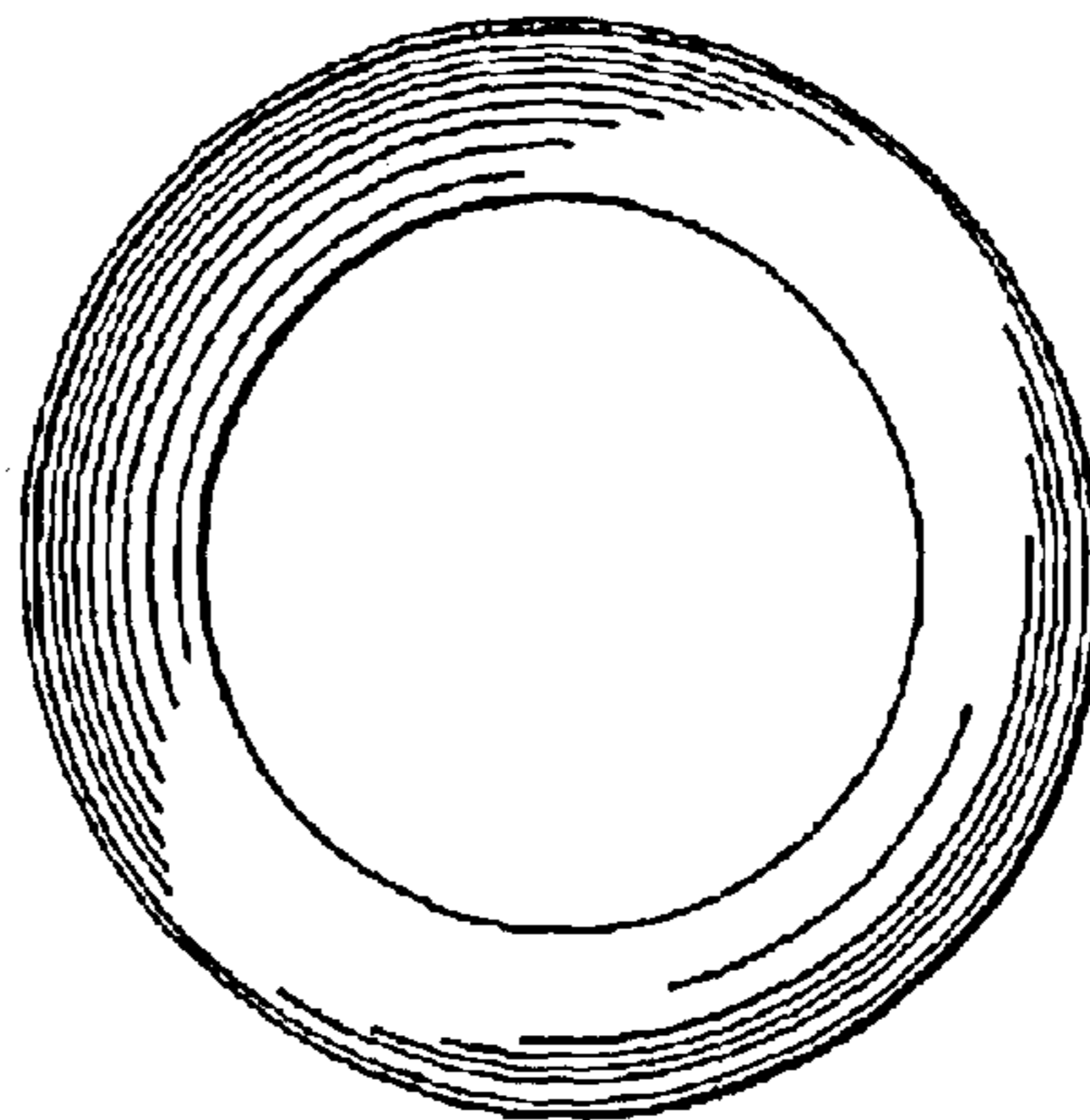


FIG. 4