

US00D494246S1

(12) **United States Design Patent** (10) **Patent No.:** **US D494,246 S**
Rae et al. (45) **Date of Patent:** **** Aug. 10, 2004**

(54) **KNIFE HANDLE**
(75) Inventors: **Kit Rae**, Kodak, TN (US); **Adam S. Hall**, Seymour, TN (US)
(73) Assignee: **United Cutlery Corporation**, Sevierville, TN (US)
(**) Term: **14 Years**
(21) Appl. No.: **29/188,019**
(22) Filed: **Aug. 11, 2003**
(51) **LOC (7) Cl.** **22-02**
(52) **U.S. Cl.** **D22/118**
(58) **Field of Search** D22/117-120;
D8/95-99, 76; 30/295, 299, 342, 345, 151,
340, 329

5,359,778 A 11/1994 Seber et al. 30/294
D360,013 S 7/1995 Collins D22/118
D360,241 S 7/1995 Choi D22/118

(List continued on next page.)

OTHER PUBLICATIONS

U.S. Calvary Knives, 1994, p. 111, Catalog.
The Noble Collection, Winter 1997/1998, Historic Daggers,
No page listed, Catalog.
United Cutlery Brands, Catalog # 42, 2002, pp. 7, 19, 21, 29,
30, 33-35, 39-45 and 51-60.
Museum Replicas Limited, Horned Skull Sword, p. 65,
(1994).
Agincourt, Iberia Sword, Item B, Cutlery Shoppe, p. 38
(1993).
United Cutlery, Double Shadow Fantasy Dagger, p. 16,
(1991).
Applicant's co-pending Application (U.S. patent application
Ser. No. 29/187,985, dated Aug. 11, 2003).

Primary Examiner—Catherine R. Oliver
(74) *Attorney, Agent, or Firm*—Pitts & Brittan P.C.

(56) **References Cited**

U.S. PATENT DOCUMENTS

D137,451 S	3/1944	Harstad	D22/118
D138,570 S	8/1944	Huff	D22/118
D156,070 S	11/1949	Brooks	D22/118
D170,824 S	11/1953	Kundikoff	D22/118
D221,335 S	8/1971	Clayton	D22/118
D222,934 S	2/1972	Cole	D22/118
D222,935 S	2/1972	Cole	D22/118
D222,937 S	2/1972	Cole	D22/118
D222,938 S	2/1972	Cole	D22/118
D225,527 S	12/1972	Cole	D22/118
4,608,757 A	9/1986	Eckerle	30/299
D299,375 S	1/1989	Pipes	D22/118
D302,455 S	7/1989	Hibben	D22/118
4,885,818 A	12/1989	Arterbury	30/314
D319,280 S	8/1991	Crain	D22/118
D323,694 S	2/1992	Pipes	D22/118
D325,616 S	4/1992	Kolombatovich	D22/118
D330,064 S	10/1992	Medina	D22/118
D333,173 S	2/1993	Pipes	D22/118
D336,126 S	6/1993	Luchak	D22/118
D348,599 S	7/1994	Sakai	D22/118
D348,818 S	7/1994	Hasegawa	D22/118
D351,210 S	10/1994	Koskinen	D22/118


(57) **CLAIM**

The ornamental design for a knife handle, as shown and described.

DESCRIPTION

FIG. 1 is a left side elevational view of a knife handle with the knife blade depicted in phantom lines which forms no part of the claimed design for this invention, the right, opposite side of which is a mirror image thereof;
FIG. 2 is a top plan view of the knife handle of FIG. 1, of which the bottom plan view is a mirror image thereof;
FIG. 3 is a front elevational view of the knife handle of FIG. 1; and,
FIG. 4 is a rear elevational view of the knife handle of FIG. 1.
The broken lines shown are for illustrative purposes only and form no part of the claimed design.

1 Claim, 3 Drawing Sheets



US D494,246 S

Page 2

U.S. PATENT DOCUMENTS

D361,104 S	8/1995	Choi	D22/118	D473,613 S	4/2003	Rae	D22/118
5,440,814 A	8/1995	Hall et al.	30/286	D473,614 S	4/2003	Rae	D22/118
D362,485 S	9/1995	Hall	D22/118	D473,615 S	4/2003	Rae	D22/118
D363,109 S	10/1995	Hall	D22/118	D473,616 S	4/2003	Rae	D22/118
D371,060 S	6/1996	Lai	D22/118	D473,617 S	4/2003	Rae	D22/118
D371,592 S	7/1996	Hall et al.	D22/118	D473,618 S	4/2003	Rae	D22/118
D375,779 S	11/1996	Hibben	D22/118	D473,619 S	4/2003	Rae	D22/118
D378,982 S	4/1997	Thompson	D22/118	D473,620 S	4/2003	Rae	D22/118
D379,211 S	5/1997	Thompson	D22/118	D473,621 S	4/2003	Rae	D22/118
D379,488 S	5/1997	Hibben	D22/118	D473,622 S	4/2003	Rae	D22/118
D380,520 S	7/1997	Hibben	D22/118	D473,623 S	4/2003	Rae	D22/118
D381,060 S	7/1997	Moran	D22/118	D473,624 S	4/2003	Rae	D22/118
D382,187 S	8/1997	Hibben	D22/118	D473,625 S	4/2003	Rae	D22/118
D383,519 S	9/1997	Lainhart	D22/118	D473,626 S	4/2003	Rae	D22/118
D388,150 S	12/1997	Glesser	D22/118	D473,627 S	4/2003	Rae	D22/118
D398,211 S	9/1998	Howard	D22/118	D473,911 S	4/2003	Green	D22/118
D406,308 S	3/1999	Hibben	D22/118	D473,912 S	4/2003	Rae	D22/118
D409,269 S	5/1999	Carson et al.	D22/118	D473,913 S	4/2003	Hall	D22/118
D430,258 S	8/2000	Hall et al.	D22/118	D473,914 S	4/2003	Rae	D22/118
D430,917 S	9/2000	Hall et al.	D22/118	D473,915 S	4/2003	Hall	D22/118
D434,466 S	11/2000	Hall et al.	D22/118	D473,916 S	4/2003	Rae	D22/118
D446,571 S	8/2001	Frazer	D22/118	D473,917 S	4/2003	Carter, III	D22/118
D451,571 S	12/2001	Barker, II	D22/118	D473,918 S	4/2003	Rae	D22/118
D451,572 S	12/2001	Barker, II	D22/118	D473,919 S	4/2003	Rae	D22/118
D452,546 S	12/2001	Barker, II	D22/118	D473,920 S	4/2003	Rae	D22/118
D452,547 S	12/2001	Barker, II	D22/118	D473,921 S	4/2003	Rae	D22/118
D452,895 S	1/2002	Rae et al.	D22/118	D473,922 S	4/2003	Rae	D22/118
D454,611 S	3/2002	Veltz et al.	D22/118	D473,923 S	4/2003	Rae	D22/118
D461,217 S	8/2002	Hall et al.	D22/118	D473,924 S	4/2003	Rae	D22/118
D461,868 S	8/2002	Hall et al.	D22/118	D474,828 S	5/2003	Rae	D22/118
D473,609 S	4/2003	Rae	D22/118	D474,829 S	5/2003	Rae	D22/118
D473,610 S	4/2003	Rae	D22/118	D475,114 S	5/2003	Rae et al.	D22/118
D473,611 S	4/2003	Rae	D22/118	D475,431 S	6/2003	Rae	D22/118
D473,612 S	4/2003	Rae	D22/118	D448,828 S	4/2004	Adachi et al.	D22/118

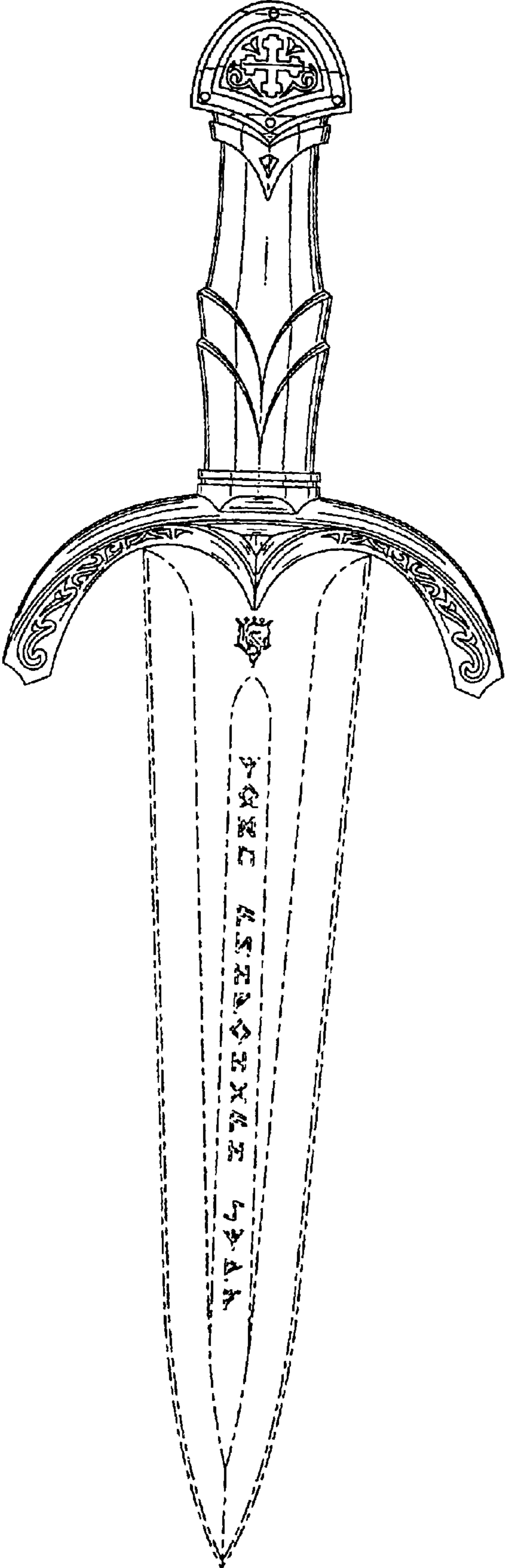


FIG. 1

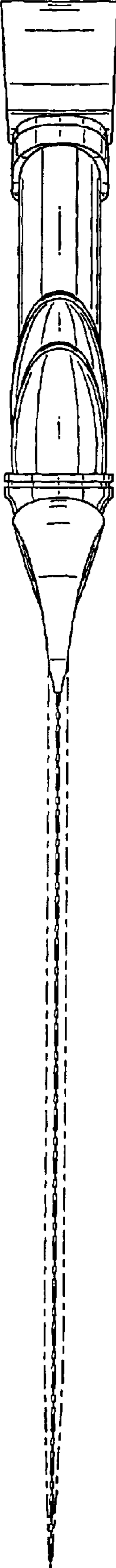


FIG. 2

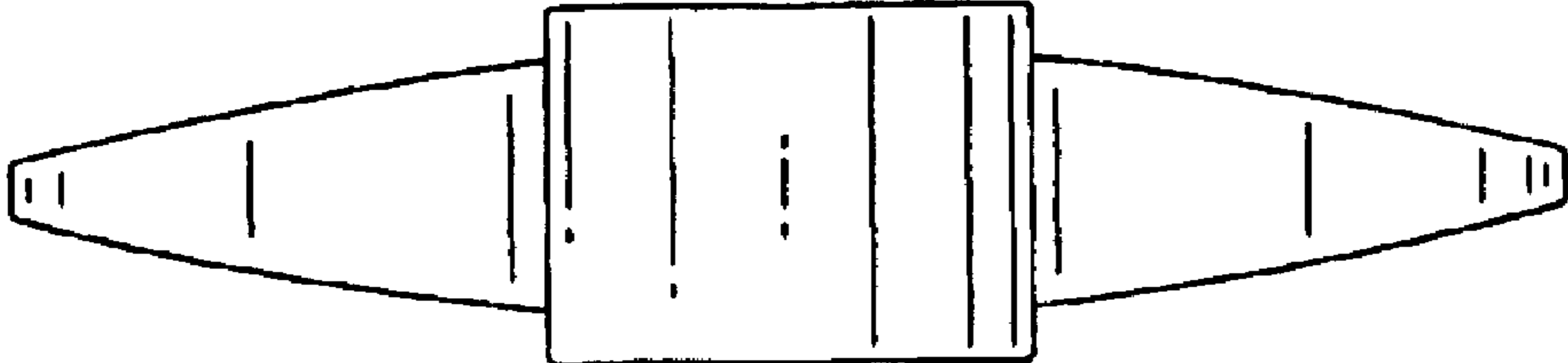


FIG. 4

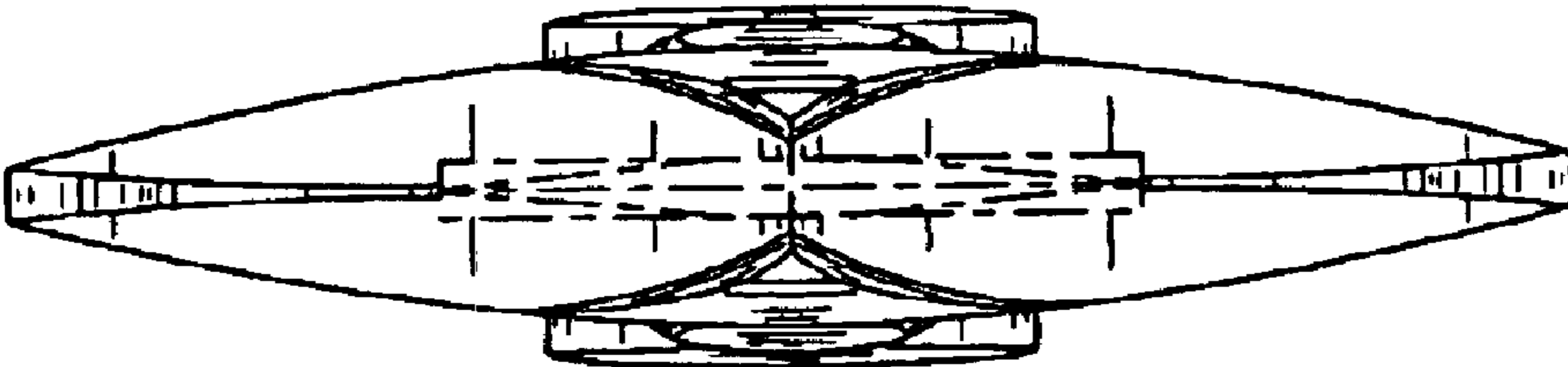


FIG. 3