

US00D494245S1

(12) **United States Design Patent** (10) **Patent No.:** **US D494,245 S**  
**Rae et al.** (45) **Date of Patent:** **\*\* Aug. 10, 2004**

(54) **KNIFE**  
(75) Inventors: **Kit Rae**, Kodak, TN (US); **Adam S. Hall**, Seymour, TN (US)  
(73) Assignee: **United Cutlery Corporation**, Sevierville, TN (US)  
(\*\*) Term: **14 Years**  
(21) Appl. No.: **29/187,985**  
(22) Filed: **Aug. 11, 2003**  
(51) **LOC (7) Cl.** ..... **22-02**  
(52) **U.S. Cl.** ..... **D22/118**  
(58) **Field of Search** ..... D22/117-120;  
D8/95-99, 76; 30/295, 299, 342, 345, 151,  
340, 329

D360,013 S 7/1995 Collins ..... D22/118  
D360,241 S 7/1995 Choi ..... D22/118  
D361,104 S 8/1995 Choi ..... D22/118  
5,440,814 A 8/1995 Hall et al. .... 30/286  
D362,485 S 9/1995 Hall ..... D22/118  
D363,109 S 10/1995 Hall ..... D22/118

(List continued on next page.)

**OTHER PUBLICATIONS**

U.S. Calvery Knives, 1994, p. 111, Catalog.  
The Noble Collection, Winter 1997/1998, Historic Daggers,  
No page listed, Catalog.  
United Cutlery Brands, Catalog # 42, 2002, pp. 7, 19, 21, 29,  
30;33-35, 39-45 and 51-60.  
Museum Replicas Limited, Horned Skull Sword, p. 65,  
(1994).  
Agincourt, Iberia Sword, Item B, Cutlery Shoppe, p. 38  
(1993).  
United Cutlery, Double Shadow Fantasy Dagger, p. 16,  
(1991).  
Applicant's co-pending Application (U.S. Patent Applica-  
tion Ser. No.: 29/188,019, dated Aug. 11, 2003.

*Primary Examiner*—Catherine R. Oliver  
(74) *Attorney, Agent, or Firm*—Pitts & Brittan, P.C.

(57) **CLAIM**

The ornamental design for a knife, as shown and described.

**DESCRIPTION**

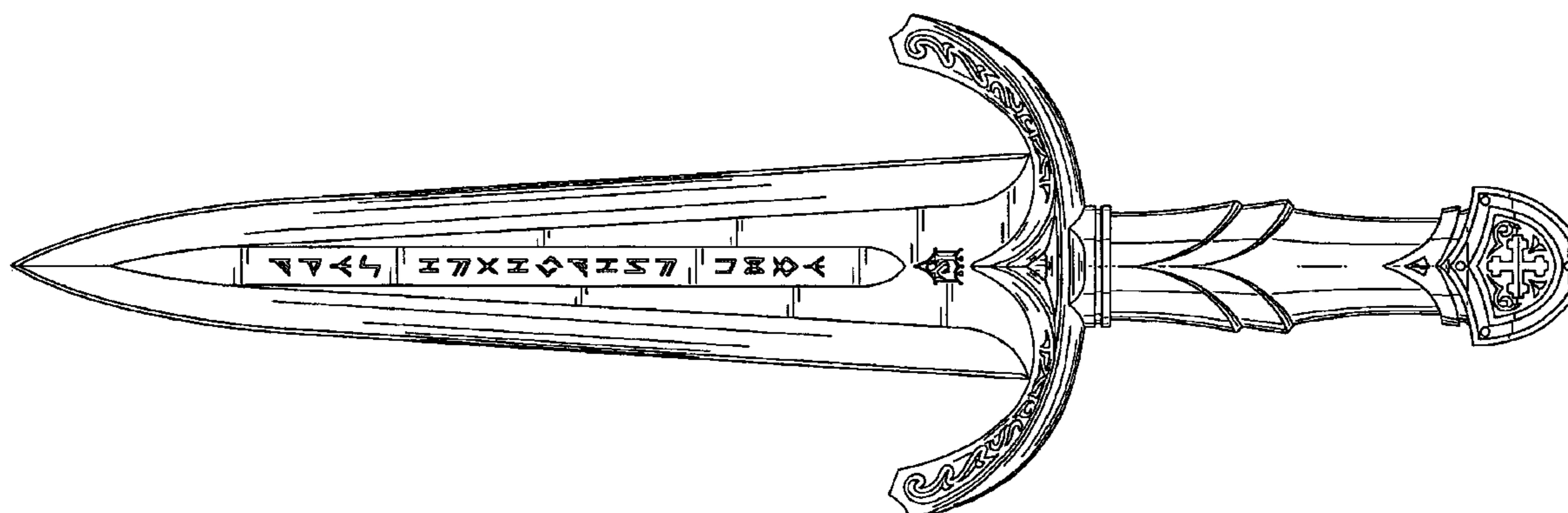
FIG. 1 is a left side elevational view of the design of the present invention for a knife, of which the right side is a mirror image thereof;  
FIG. 2 is a top plan view of the knife of FIG. 1, of which the bottom plan view is a mirror image thereof;  
FIG. 3 is a front elevational view of the knife of FIG. 1;  
FIG. 4 is a rear elevational view of the knife of FIG. 1; and,  
FIG. 5 is a left side elevational view of the alternative embodiment of the present invention for a knife, of which the right side is a mirror image thereof.  
The broken lines shown are for illustrative purposes only and form no part of the claimed design.

**1 Claim, 4 Drawing Sheets**

(56) **References Cited**

**U.S. PATENT DOCUMENTS**

D137,451 S 3/1944 Harstad ..... D22/118  
D138,570 S 8/1944 Huff ..... D22/118  
D156,070 S 11/1949 Brooks ..... D22/118  
D170,824 S 11/1953 Kundikoff ..... D22/118  
D221,335 S 8/1971 Clayton ..... D22/118  
D222,934 S 2/1972 Cole ..... D22/118  
D222,935 S 2/1972 Cole ..... D22/118  
D222,937 S 2/1972 Cole ..... D22/118  
D222,938 S 2/1972 Cole ..... D22/118  
D225,527 S 12/1972 Cole ..... D22/118  
4,608,757 A 9/1986 Eckerle ..... 30/299  
D299,375 S 1/1989 Pipes ..... D22/118  
D302,455 S 7/1989 Hibben ..... D22/118  
4,885,818 A 12/1989 Arterbury ..... 30/314  
D319,280 S 8/1991 Crain ..... D22/118  
D323,694 S 2/1992 Pipes ..... D22/118  
D325,616 S 4/1992 Kolombatovich ..... D22/118  
D330,064 S 10/1992 Medina ..... D22/118  
D333,173 S 2/1993 Pipes ..... D22/118  
D336,126 S 6/1993 Luchak ..... D22/118  
D348,599 S 7/1994 Sakai ..... D22/118  
D348,818 S 7/1994 Hasegawa ..... D22/118  
D351,210 S 10/1994 Koskinen ..... D22/118  
5,359,778 A 11/1994 Seber et al. .... 30/294



# US D494,245 S

Page 2

## U.S. PATENT DOCUMENTS

D371,060 S	6/1996	Lai .....	D22/118	D473,614 S	4/2003	Rae .....	D22/118
D371,592 S	7/1996	Hall et al. ....	D22/118	D473,615 S	4/2003	Rae .....	D22/118
D375,779 S	11/1996	Hibben .....	D22/118	D473,616 S	4/2003	Rae .....	D22/118
D378,982 S	4/1997	Thompson .....	D22/118	D473,617 S	4/2003	Rae .....	D22/118
D379,211 S	5/1997	Thompson .....	D22/118	D473,618 S	4/2003	Rae .....	D22/118
D379,488 S	5/1997	Hibben .....	D22/118	D473,619 S	4/2003	Rae .....	D22/118
D380,520 S	7/1997	Hibben .....	D22/118	D473,620 S	4/2003	Rae .....	D22/118
D381,060 S	7/1997	Moran .....	D22/118	D473,621 S	4/2003	Rae .....	D22/118
D382,187 S	8/1997	Hibben .....	D22/118	D473,622 S	4/2003	Rae .....	D22/118
D383,519 S	9/1997	Lainhart .....	D22/118	D473,623 S	4/2003	Rae .....	D22/118
D388,150 S	12/1997	Glesser .....	D22/118	D473,624 S	4/2003	Rae .....	D22/118
D398,211 S	9/1998	Howard .....	D22/118	D473,625 S	4/2003	Rae .....	D22/118
D406,308 S	3/1999	Hibben .....	D22/118	D473,626 S	4/2003	Rae .....	D22/118
D409,269 S	5/1999	Carson et al. ....	D22/118	D473,627 S	4/2003	Rae .....	D22/118
D430,258 S	8/2000	Hall et al. ....	D22/118	D473,911 S	4/2003	Green .....	D22/118
D430,917 S	9/2000	Hall et al. ....	D22/118	D473,912 S	4/2003	Rae .....	D22/118
D434,466 S	11/2000	Hall et al. ....	D22/118	D473,913 S	4/2003	Hall .....	D22/118
D446,571 S	8/2001	Frazer .....	D22/118	D473,914 S	4/2003	Rae .....	D22/118
D448,828 S	10/2001	Karnezis .....	D22/118	D473,915 S	4/2003	Hall .....	D22/118
D451,571 S	12/2001	Barker, II .....	D22/118	D473,916 S	4/2003	Rae .....	D22/118
D451,572 S	12/2001	Barker, II .....	D22/118	D473,917 S	4/2003	Carter, III .....	D22/118
D452,546 S	12/2001	Barker, II .....	D22/118	D473,918 S	4/2003	Rae .....	D22/118
D452,547 S	12/2001	Barker, II .....	D22/118	D473,919 S	4/2003	Rae .....	D22/118
D452,895 S	1/2002	Rae et al. ....	D22/118	D473,920 S	4/2003	Rae .....	D22/118
D454,611 S	3/2002	Veltz et al. ....	D22/118	D473,921 S	4/2003	Rae .....	D22/118
D461,217 S	8/2002	Hall et al. ....	D22/118	D473,922 S	4/2003	Rae .....	D22/118
D461,868 S	8/2002	Hall et al. ....	D22/118	D473,923 S	4/2003	Rae .....	D22/118
D473,609 S	4/2003	Rae .....	D22/118	D473,924 S	4/2003	Rae .....	D22/118
D473,610 S	4/2003	Rae .....	D22/118	D474,828 S	5/2003	Rae .....	D22/118
D473,611 S	4/2003	Rae .....	D22/118	D474,829 S	5/2003	Rae .....	D22/118
D473,612 S	4/2003	Rae .....	D22/118	D475,114 S	5/2003	Rae et al. ....	D22/118
D473,613 S	4/2003	Rae .....	D22/118	D475,431 S	6/2003	Rae .....	D22/118

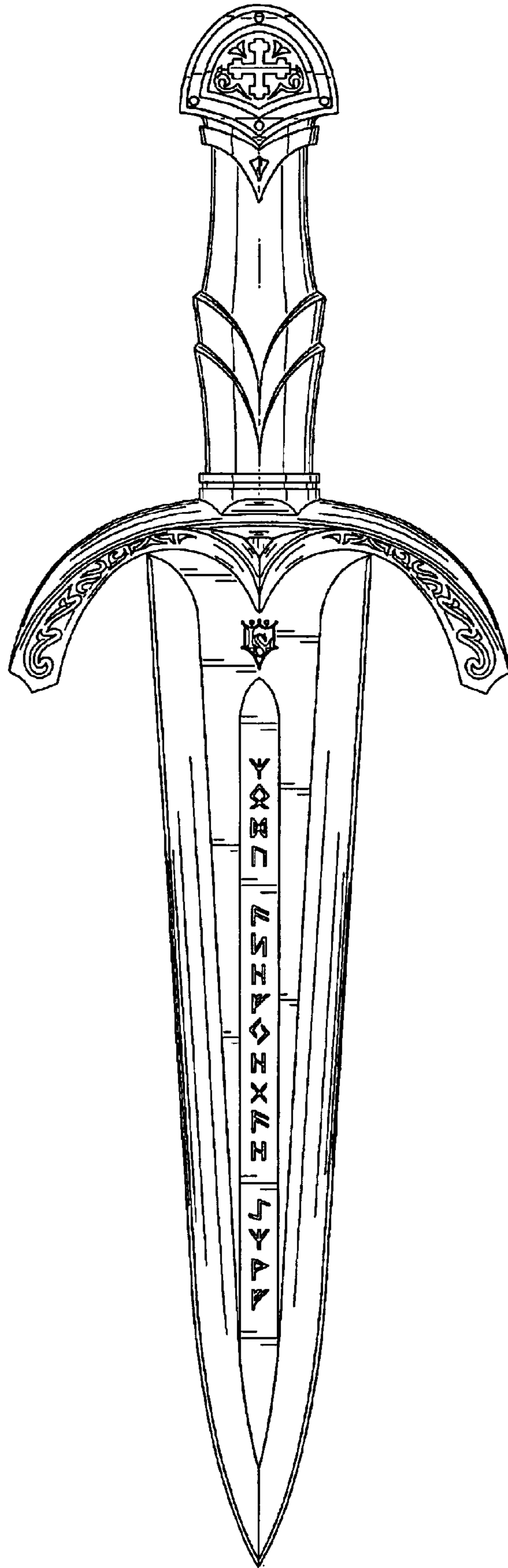


FIG. 1

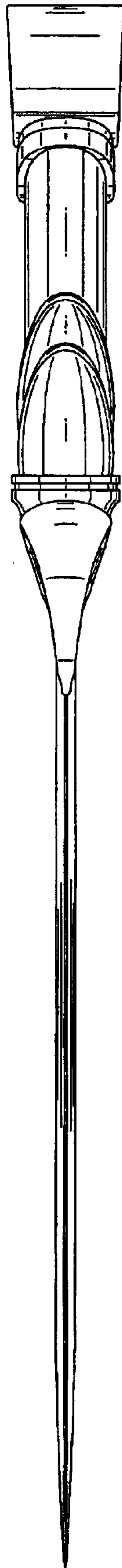


FIG. 2



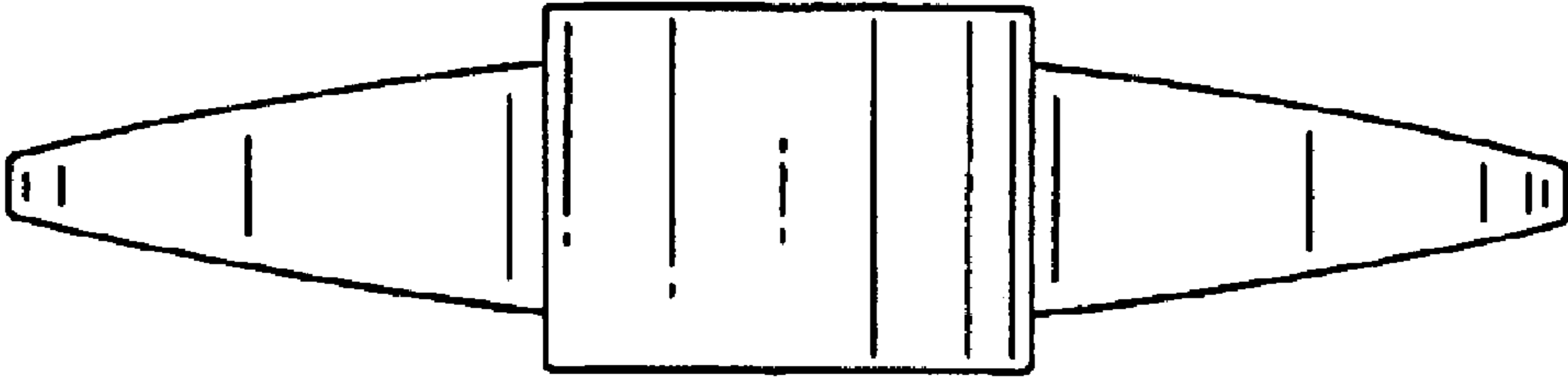


FIG. 4

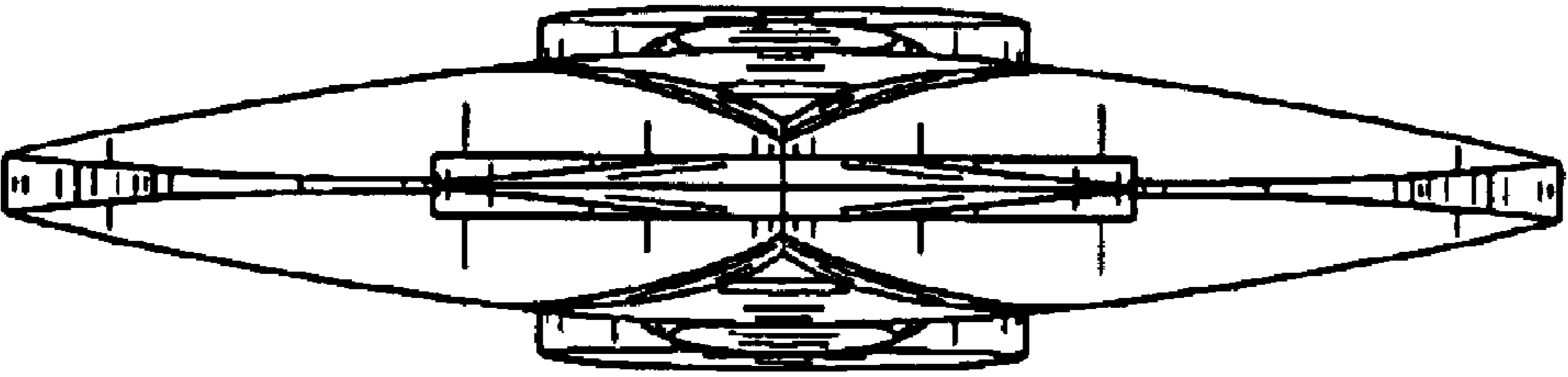


FIG. 3

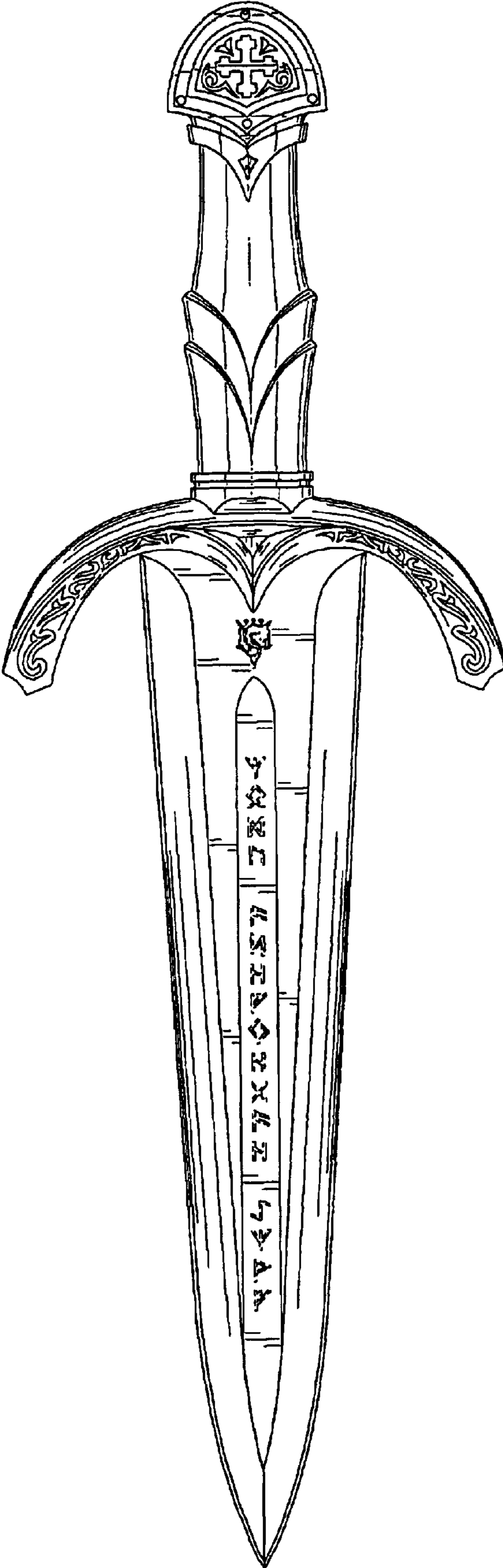


FIG. 5