

US00D494240S1

(12) **United States Design Patent**
Schweigert

(10) **Patent No.:** **US D494,240 S**

(45) **Date of Patent:** **** Aug. 10, 2004**

(54) **BACK CAVITY PLATE FOR A GOLF CLUB HEAD**

(75) **Inventor:** **Bradley D. Schweigert**, Glendale, AZ (US)

(73) **Assignee:** **Karsten Manufacturing Corporation**, Phoenix, AZ (US)

(**) **Term:** **14 Years**

(21) **Appl. No.:** **29/189,734**

(22) **Filed:** **Sep. 10, 2003**

(51) **LOC (7) Cl.** **21-02**

(52) **U.S. Cl.** **D21/759**

(58) **Field of Search** D21/747-751,
D21/759; 473/324-331, 350

(56) **References Cited**

U.S. PATENT DOCUMENTS

D256,262 S 8/1980 Benson
D379,646 S * 6/1997 Hutin et al. D21/744

D386,551 S 11/1997 Solheim et al.
D394,290 S * 5/1998 Best et al. D21/748
D399,277 S * 10/1998 Ezaki D21/747
D412,545 S * 8/1999 Best et al. D21/759
D422,043 S 3/2000 Kubica et al.

* cited by examiner

Primary Examiner—Mitchell Siegel

(74) *Attorney, Agent, or Firm*—Darrell F. Marquette

(57) **CLAIM**


I claim the ornamental design for a back cavity plate for a golf club head, as shown and described.

DESCRIPTION

FIG. 1 is perspective view of a back cavity plate for a golf club head showing my new design; and, FIG. 2 is an elevational view of the back cavity plate shown in FIG. 1.

The broken line showing of portions of a golf club head is for illustrative purposes only and forms no part of the claimed design.

1 Claim, 1 Drawing Sheet



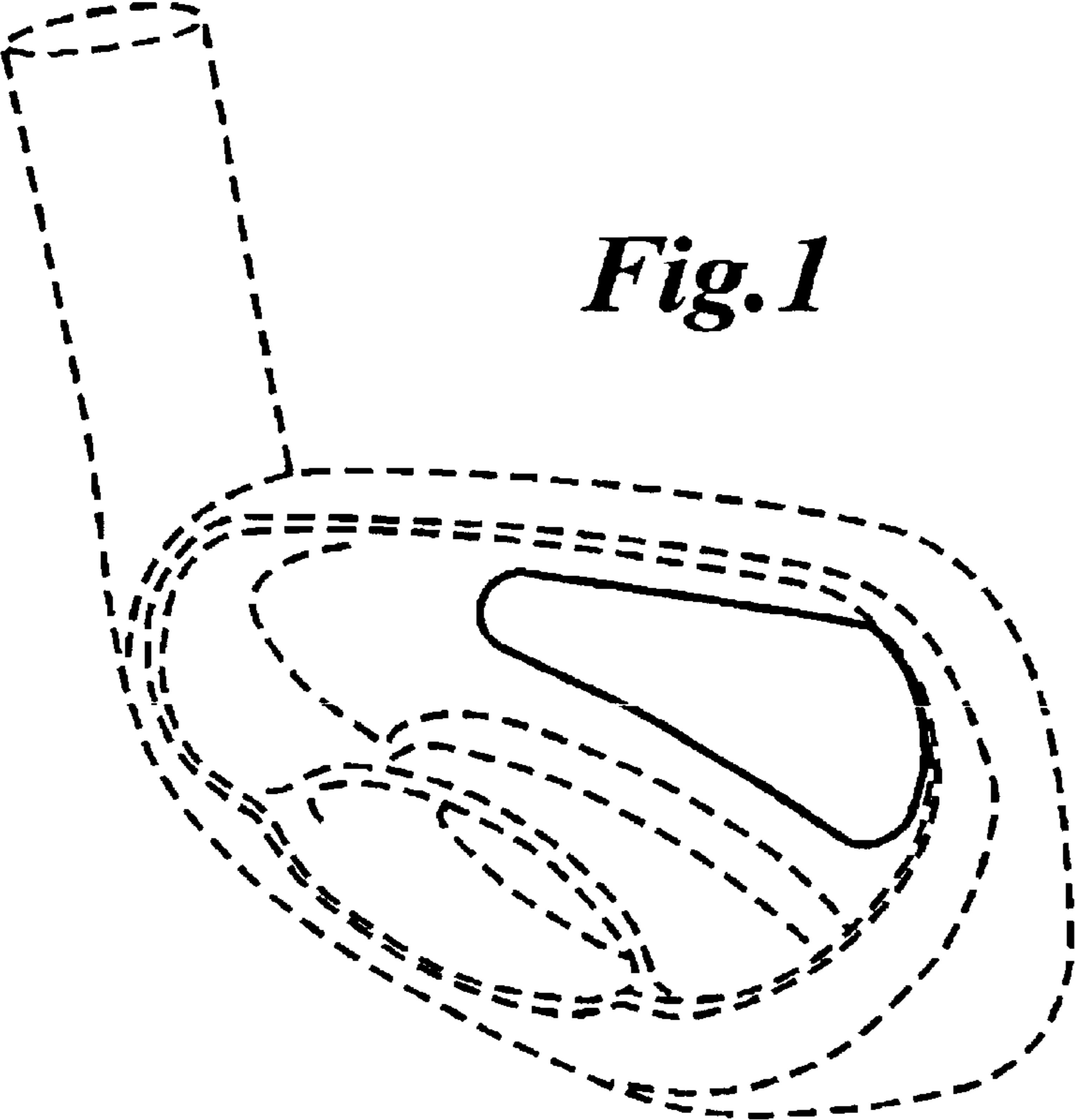


Fig. 1

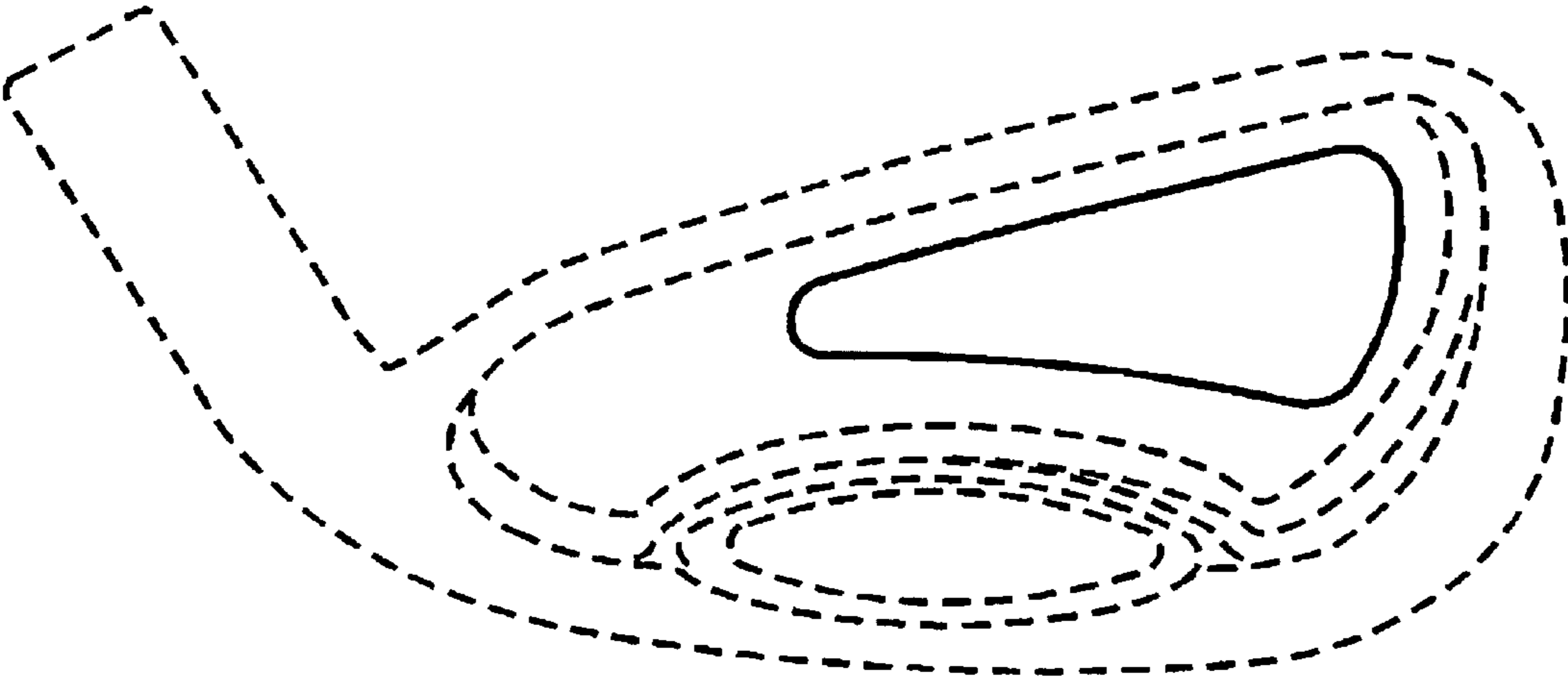


Fig. 2