

US00D494229S1

(12) **United States Design Patent** (10) **Patent No.:** **US D494,229 S**
Akers (45) **Date of Patent:** **** Aug. 10, 2004**

(54) **TOY FIGURE CASKET ILLUSTRATING DANGERS OF SMOKING**

(76) **Inventor:** **Henry Akers**, P.O. Box 10822, Costa Mesa, CA (US) 92627

(**) **Term:** **14 Years**

(21) **Appl. No.:** **29/176,891**

(22) **Filed:** **Feb. 28, 2003**

(51) **LOC (7) Cl.** **21-01**

(52) **U.S. Cl.** **D21/483**; D99/1; D9/311; D11/160; D3/302

(58) **Field of Search** D21/300, 312, D21/313, 338, 361, 365, 483, 506, 507, 519, 520, 529, 621, 631, 634; D11/131-140, 160; D99/1-22, 99; D27/106, 110, 114, 125-127, 131, 135, 172, 178, 179, 182-192; D20/29, 31; D9/307, 311, 337, 418, 432; D3/201, 203, 270, 271, 273-275, 302; D19/30, 59, 62, 82, 95-97; D6/300, 303, 305, 308; 446/24, 73, 75, 76, 147, 268, 295, 387, 424, 472, 476, 479, 491; 428/13-16, 29, 542.2, 542.4, 542.6, 913.3; 40/1, 124.01, 124.02, 124.03, 124.06, 124.5, 306, 307, 312, 313, 661, 406, 407, 416, 538, 584, 606.01, 606.03, 606.08, 721, 722, 725, 741; 27/2-19, 35; 206/242, 259, 265, 457; 434/236, 257, 262, 267, 365, 366, 370, 378, 428, 429, 430, 433; 131/270, 273

(56) **References Cited**

U.S. PATENT DOCUMENTS

133,912 A * 12/1872 Wilson 40/358

D12,429 S * 8/1881 Lord D19/97
D36,526 S * 8/1903 Nahr D21/401
1,377,656 A * 5/1921 Best 27/35
D72,003 S * 2/1927 Cudlipp D21/483
1,683,760 A * 9/1928 Conners 40/407
D245,900 S * 9/1977 Lambrecht D11/133
D286,207 S * 10/1986 Colliver D27/188
4,768,960 A * 9/1988 Pan 434/269
5,349,727 A * 9/1994 Niebergall 27/1
5,548,880 A * 8/1996 Harb 27/2
D393,523 S * 4/1998 Tambussi D99/1
6,238,327 B1 * 5/2001 Tambussi 493/89

* cited by examiner

Primary Examiner—Philip S. Hyder
Assistant Examiner—C. Tuttle
(74) *Attorney, Agent, or Firm*—Goldstein Law Offices, P.C.


(57) **CLAIM**

The ornamental design for a toy figure casket illustrating dangers of smoking, as shown and described.

DESCRIPTION

FIG. 1 is a perspective view of a toy figure casket illustrating dangers of smoking with the lid removed therefrom;
FIG. 2 is a top plan view thereof;
FIG. 3 is a bottom plan view thereof;
FIG. 4 is a left side elevational view thereof;
FIG. 5 is a right side elevational view thereof;
FIG. 6 is a rear elevational view thereof; and,
FIG. 7 is a front elevational view thereof.

1 Claim, 4 Drawing Sheets






FIG. 1



FIG. 2

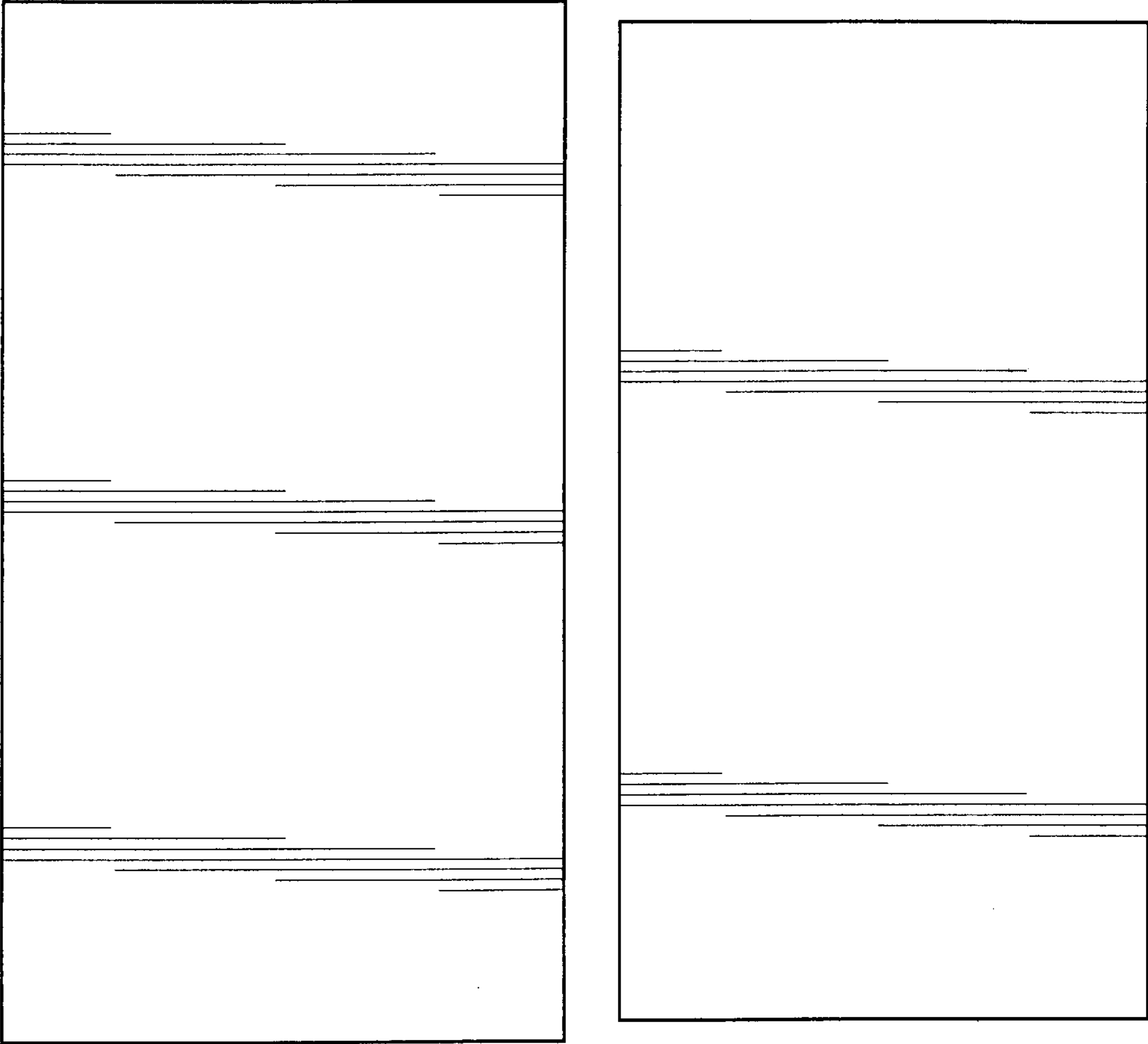


FIG. 3




FIG. 4

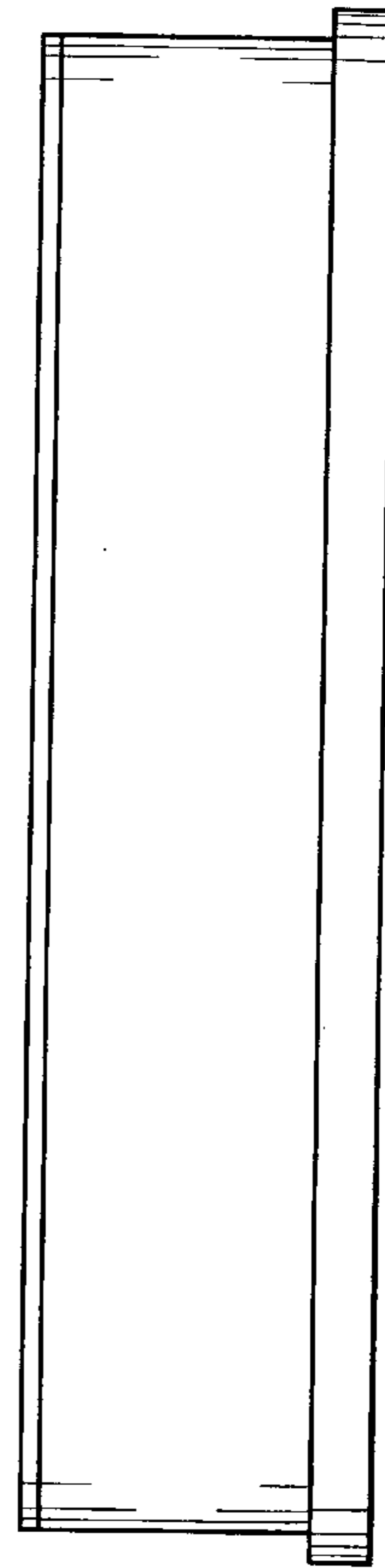


FIG. 5





FIG. 6





FIG. 7