

US00D494226S1

(12) **United States Design Patent**  
**Perez**

(10) **Patent No.:** **US D494,226 S**

(45) **Date of Patent:** **\*\* Aug. 10, 2004**

(54) **BLADED THROWING DART**

(76) **Inventor:** **Basillio Perez**, 316 Worthy St.,  
Saginaw, TX (US) 76179

(\*\*) **Term:** **14 Years**

(21) **Appl. No.:** **29/186,767**

(22) **Filed:** **Jul. 22, 2003**

(51) **LOC (7) Cl.** ..... **21-01**

(52) **U.S. Cl.** ..... **D21/387; D22/115**

(58) **Field of Search** ..... **D8/98; D21/385,**  
**D21/387; D22/115; 473/569, 578, 584,**  
**586**

(56) **References Cited**

**U.S. PATENT DOCUMENTS**

275,236	A	*	4/1883	Marbach	.....	473/586
D219,040	S	*	10/1970	Jaffe et al.	.....	D21/387
3,749,403	A	*	7/1973	Austin et al.	.....	473/586
D240,499	S	*	7/1976	Souders	.....	D8/98
3,995,860	A	*	12/1976	Manspeaker	.....	473/584

D380,784	S	*	7/1997	Smith	.....	D21/387
D383,962	S	*	9/1997	Daley et al.	.....	D8/98
D399,539	S	*	10/1998	Smith et al.	.....	D21/387
6,554,727	B1	*	4/2003	Armstrong et al.	.....	473/584

\* cited by examiner

*Primary Examiner*—Sandra L. Morris

(74) *Attorney, Agent, or Firm*—Charles D. Gunter, Jr.

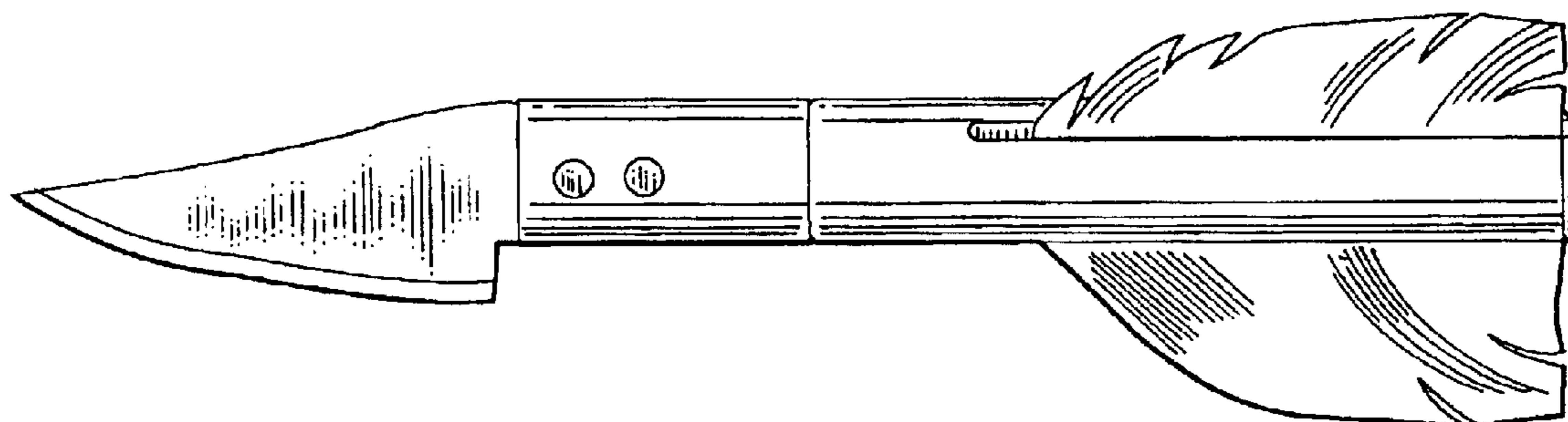
(57) **CLAIM**

The ornamental design for a bladed throwing dart, as shown and described.

**DESCRIPTION**

FIG. 1 is a perspective view of the right side of the throwing dart of the invention;  
FIG. 2 is a bottom view of the dart of FIG. 1;  
FIG. 3 is a front, end view of the dart of FIG. 1;  
FIG. 4 is a top view of the dart of FIG. 1;  
FIG. 5 is a back, end view of the dart of the invention; and,  
FIG. 6 is a perspective view of the left side of the throwing dart of the invention.

**1 Claim, 2 Drawing Sheets**



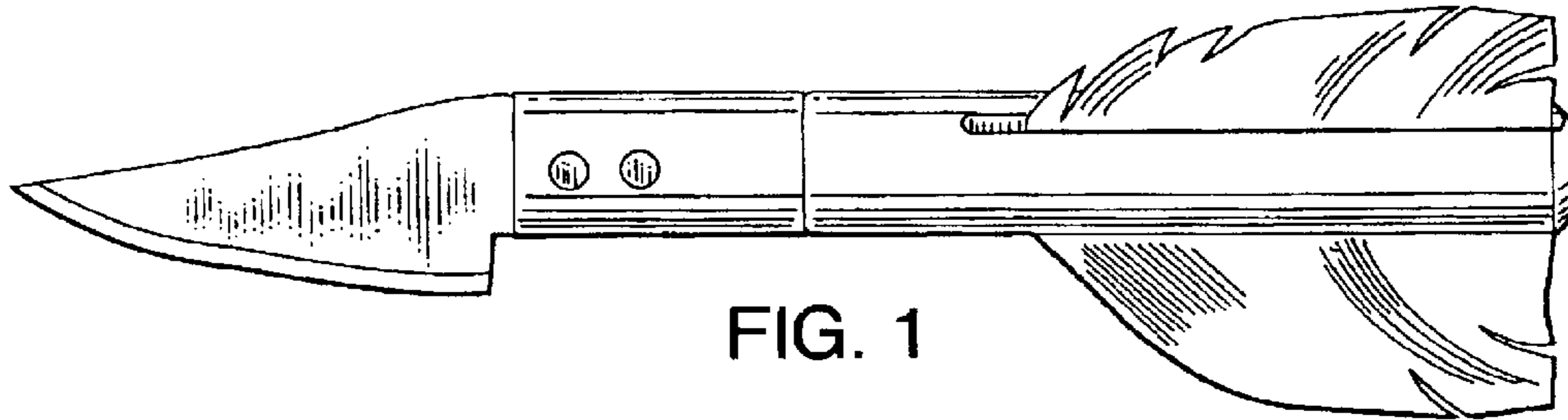


FIG. 1

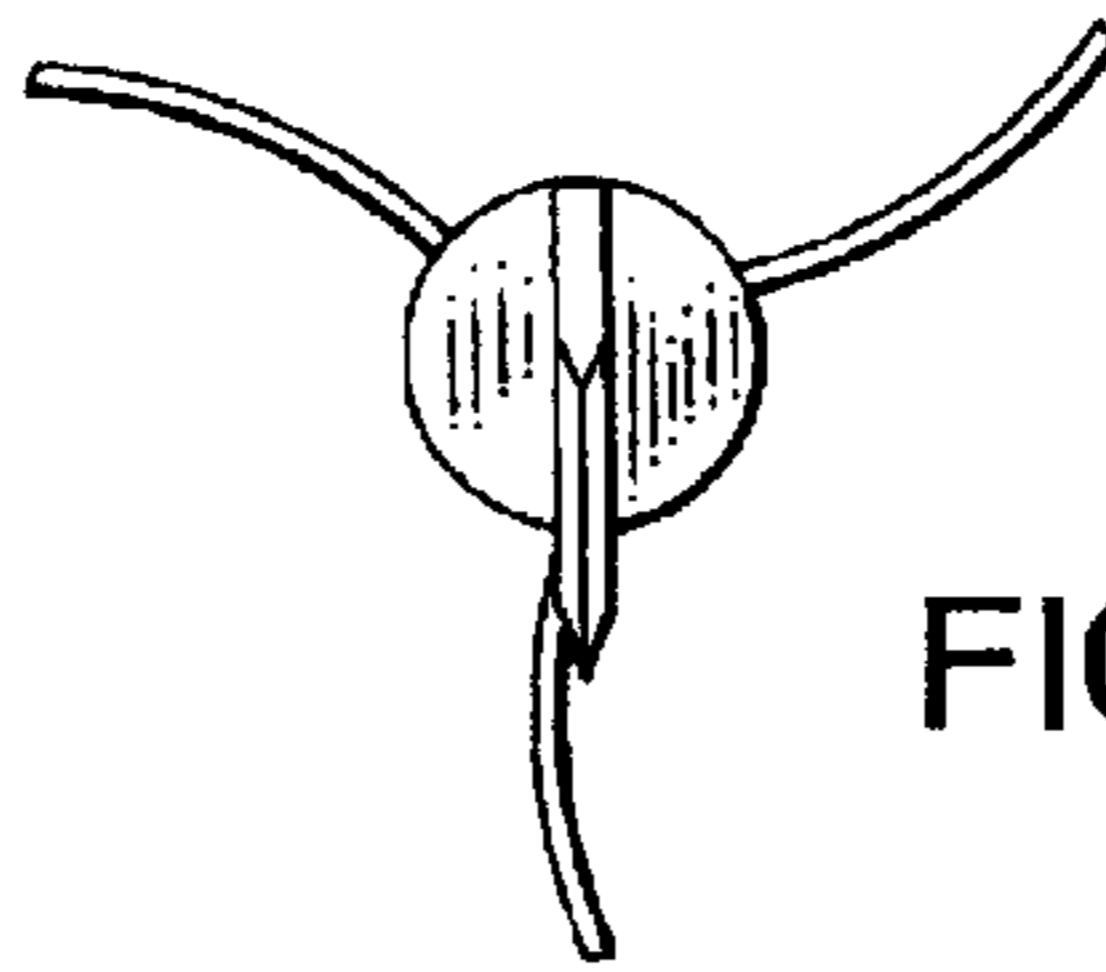


FIG. 3

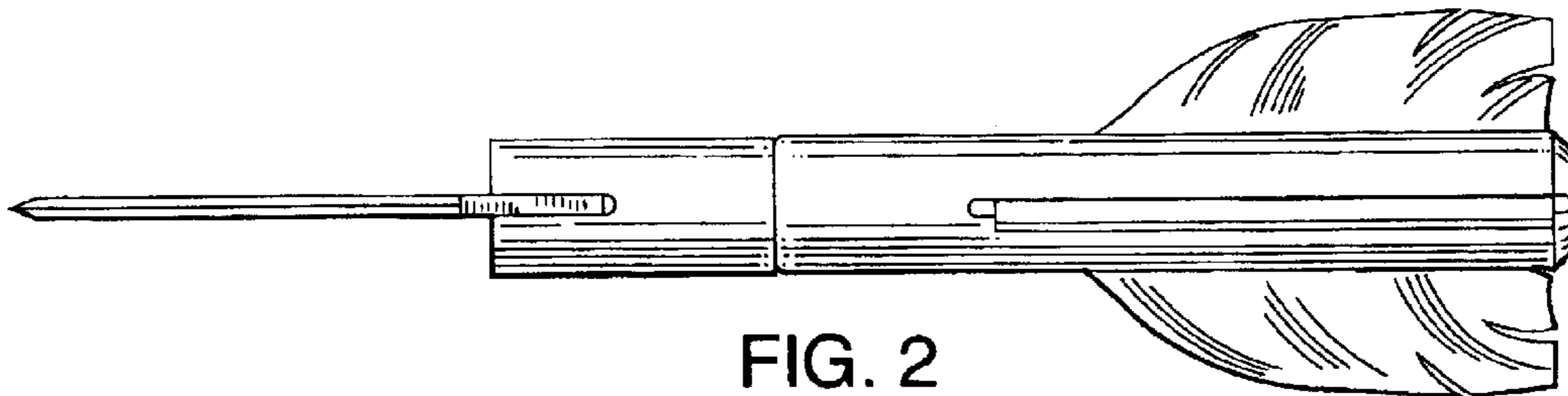


FIG. 2

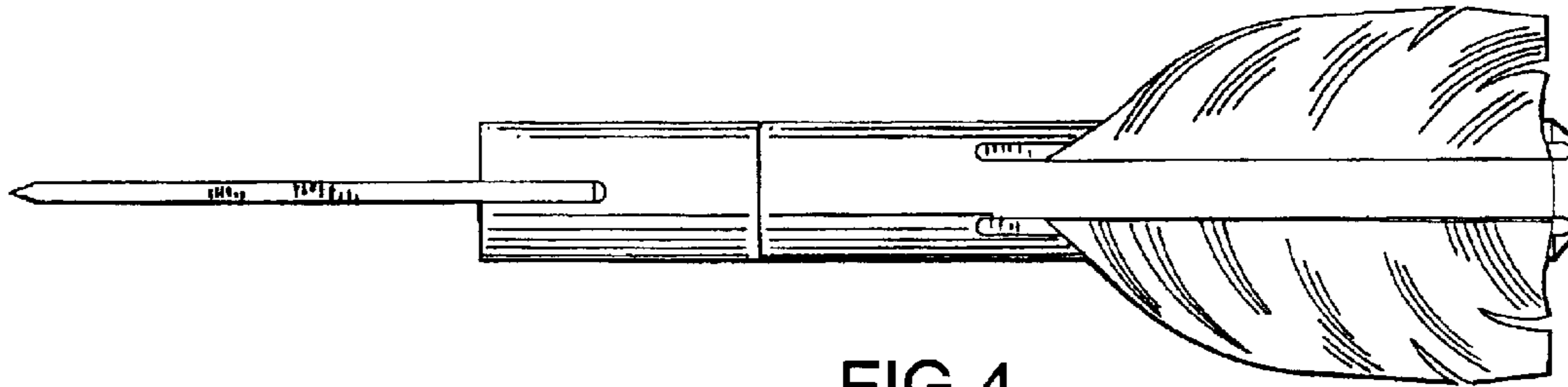


FIG. 4

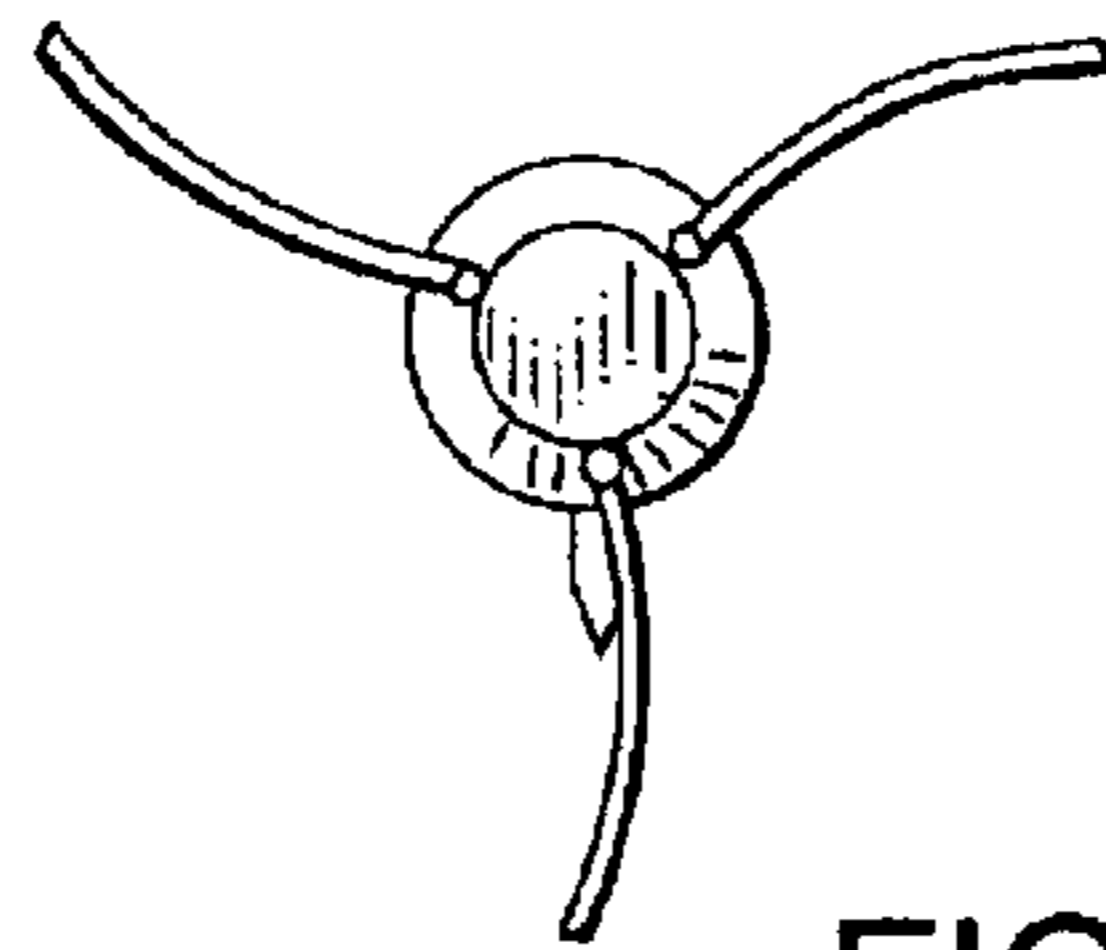


FIG. 5

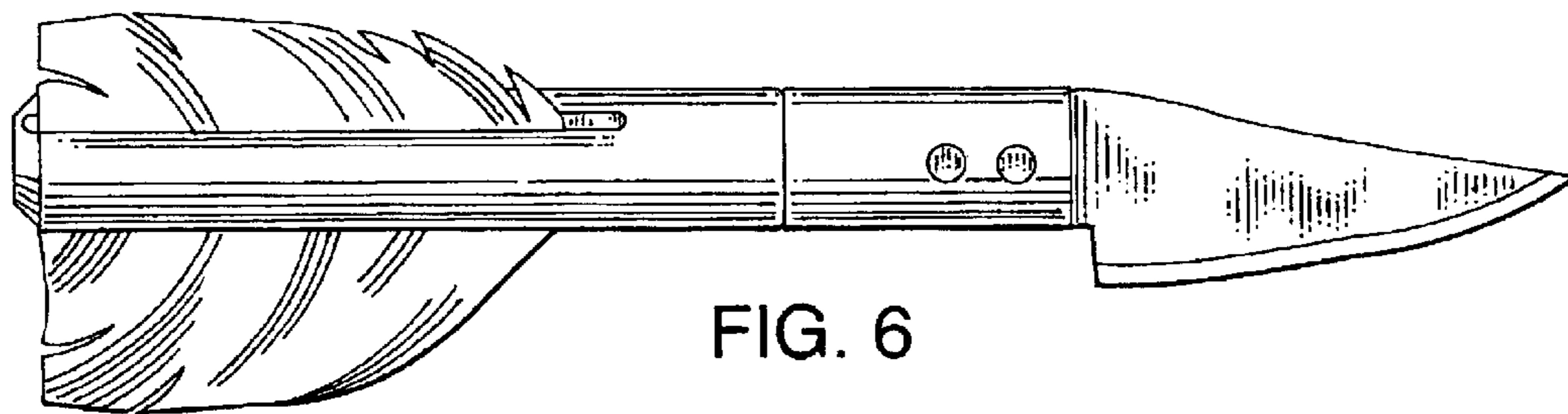


FIG. 6