

US00D494223S1

(12) **United States Design Patent** (10) **Patent No.:** **US D494,223 S**
Best et al. (45) **Date of Patent:** **** Aug. 10, 2004**

(54) **CLAIM TAG ASSEMBLY**

(75) Inventors: **Scott D. Best**, Troy, MI (US); **James F. Turner**, Farmington Hills, MI (US)

(73) Assignee: **Saxon, Inc.**, Ferndale, MI (US)

(**) Term: **14 Years**

(21) Appl. No.: **29/185,045**

(22) Filed: **Jun. 20, 2003**

D394,882 S	6/1998	Ho	
D395,680 S	6/1998	Sandy	
D395,923 S	7/1998	Ely	
5,776,287 A	7/1998	Best et al.	156/260
5,863,076 A	1/1999	Warther	
6,092,841 A	7/2000	Best et al.	
D432,174 S	10/2000	Stevens et al.	
6,197,396 B1	3/2001	Haas et al.	
6,228,451 B1	5/2001	Boudouris et al.	
6,241,287 B1	6/2001	Best et al.	
6,305,716 B1	10/2001	Warther et al.	
6,315,023 B1	11/2001	King et al.	156/494
6,352,608 B1	3/2002	Garden	
D456,910 S	5/2002	Clark et al.	

Related U.S. Application Data

(62) Division of application No. 29/162,461, filed on Jun. 13, 2002, now Pat. No. Des. 479,562.

(51) **LOC (7) Cl.** **19-08**

(52) **U.S. Cl.** **D20/27**

(58) **Field of Search** D20/10, 22, 28,
D20/40, 41, 42, 99; 40/1.5, 1.6, 5, 6, 124.01,
299.01, 331, 630, 633, 634, 669

(56) **References Cited**

U.S. PATENT DOCUMENTS

842,348 A	1/1907	Shiley	
1,089,154 A	3/1914	Portmore	
2,094,210 A	9/1937	Graben	
3,753,305 A	8/1973	Meuh	40/125 R
3,755,934 A	9/1973	Porcher et al.	40/2 F
D254,226 S	2/1980	Morse	
4,726,131 A	2/1988	Cass	
4,846,501 A	7/1989	Del Grande	
4,862,617 A	9/1989	Cooke, Jr. et al.	
D329,468 S	9/1992	Hatt	
5,299,834 A	4/1994	Kraige	283/51
5,343,647 A	9/1994	Bulka	
D358,429 S	5/1995	Ely	
5,417,458 A	5/1995	Best et al.	
5,423,141 A	6/1995	Myles et al.	
5,501,491 A	3/1996	Thompson	283/70
D386,793 S	11/1997	Haas et al.	

Primary Examiner—Robert M. Spear

(74) *Attorney, Agent, or Firm*—Howard & Howard

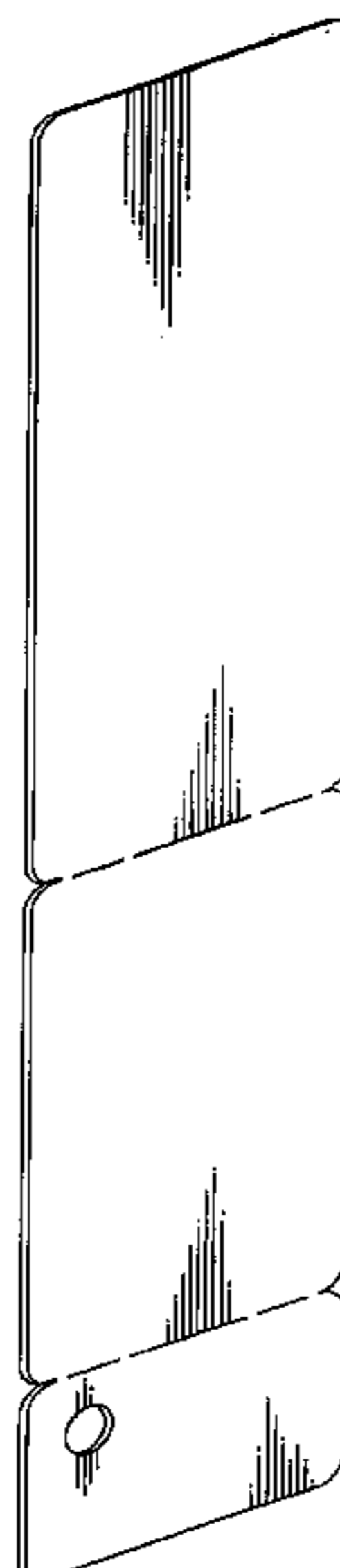
(57) **CLAIM**

The ornamental design for a claim tag assembly, as shown and described.

DESCRIPTION

FIG. 1 is a perspective view of a claim tag assembly of the present invention wherein the claim tag assembly includes a vehicle hanging portion, a key tag portion, and a coupon card integrally disposed therebetween; FIG. 2 is a front view of the claim tag assembly of FIG. 1; FIG. 3 is a rear view of the claim tag assembly of FIG. 1 showing a number of coupons in phantom; FIG. 4 is a right side elevational view of the claim tag assembly of FIG. 2; FIG. 5 is a left side elevational view of the claim tag assembly of FIG. 2; FIG. 6 is a bottom side elevational view of the claim tag assembly of FIG. 2; and, FIG. 7 is a top side elevational view of the claim tag assembly of FIG. 2. The elements shown in phantom are for illustrative purposes only and do not form part of the claimed design.

1 Claim, 2 Drawing Sheets



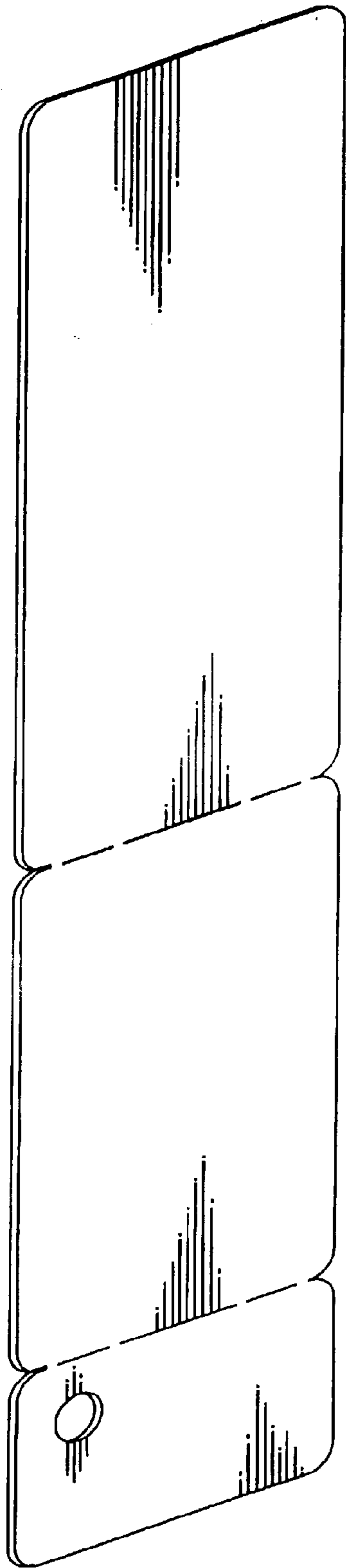


FIG - 1

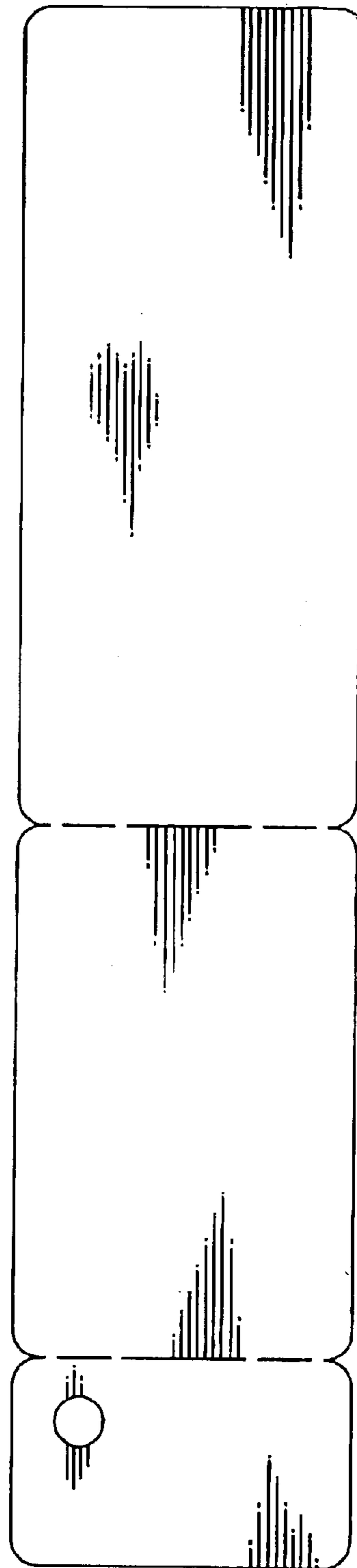


FIG - 2

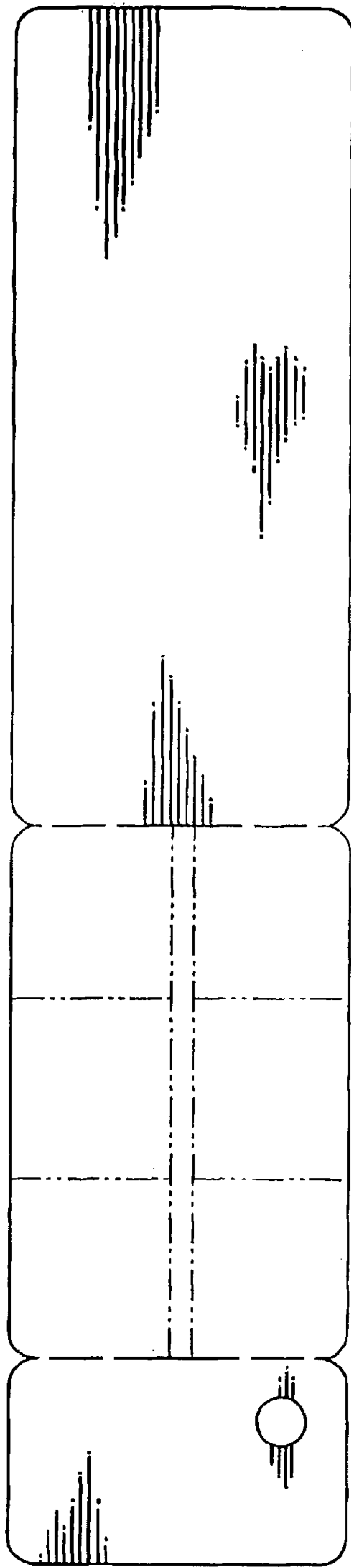


FIG - 3



FIG - 4



FIG - 5



FIG - 6



FIG - 7

UNITED STATES PATENT AND TRADEMARK OFFICE
CERTIFICATE OF CORRECTION

PATENT NO. : Des. 494,223 S
DATED : August 10, 2004
INVENTOR(S) : Best et al.

Page 1 of 1

It is certified that error appears in the above-identified patent and that said Letters Patent is hereby corrected as shown below:

Title page,

Before the **CLAIM** heading, please add the heading -- **PREAMBLE** -- and under the heading **PREAMBLE** add -- We, Scott D. Best and James F. Turner, have invented a new, original and ornamental design of a claim tag assembly. --

After the **DESCRIPTION** heading and above FIG. 1, please add the following text -- Referring to the Figures wherein: --

Signed and Sealed this

Seventh Day of December, 2004

A handwritten signature in black ink on a light gray dotted background. The signature reads "Jon W. Dudas" in a cursive style.

JON W. DUDAS

Director of the United States Patent and Trademark Office