

US00D494217S1

(12) **United States Design Patent**
Tien

(10) **Patent No.:** **US D494,217 S**

(45) **Date of Patent:** **** Aug. 10, 2004**

- (54) **PEN**
- (75) **Inventor:** **Kuang-Hsia Tien**, Pasadena, CA (US)
- (73) **Assignee:** **Sweda Comany, LLC**, Monrovia, CA (US)
- (**) **Term:** **14 Years**
- (21) **Appl. No.:** **29/186,023**
- (22) **Filed:** **Jul. 9, 2003**
- (51) **LOC (7) Cl.** **19-06**
- (52) **U.S. Cl.** **D19/51; D19/55; D19/56**
- (58) **Field of Search** D19/35, 36, 41-51, D19/53-58, 81-85; 401/99, 100-106, 107-117, 209, 6, 7, 88; 24/10 R, 11 R, 11 C, 11 F, 11 P, 3.5, 11 CC, 11 HC; 40/334, 335

- 5,988,909 A * 11/1999 Luke, Jr. et al. 401/6
- D446,242 S * 8/2001 Stukenkemper D19/56 X
- 6,332,247 B1 * 12/2001 Hsieh 24/11 R
- D474,809 S * 5/2003 Willat et al. D19/51

* cited by examiner

Primary Examiner—Martie K. Holtje

(74) *Attorney, Agent, or Firm*—Burns, Doane, Swecker & Mathis, L.L.P.

(57) **CLAIM**

The ornamental design for a “pen”, as shown and described.

DESCRIPTION

FIG. 1 is a front elevational view of a pen showing my new design;

FIG. 2 is a side elevational view, the opposite side being a mirror image thereof;

FIG. 3 is a second front elevational view of my design of FIG. 1; and,

FIG. 4 is a side elevational view of FIG. 3, the opposite side being a mirror image thereof.

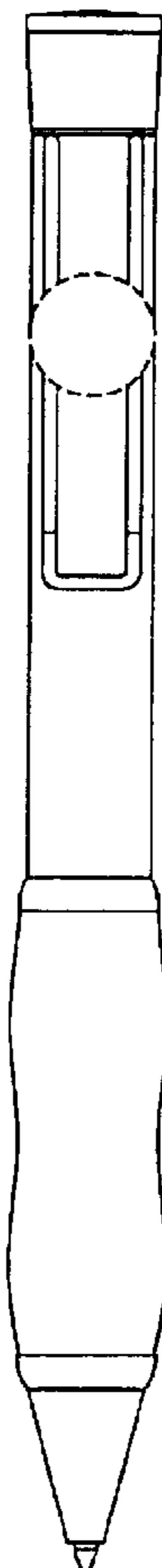
The structure depicted by means of broken lines in the drawing has been shown for illustrative purposes only and forms no part of the claimed design.

(56) **References Cited**

U.S. PATENT DOCUMENTS

- 1,033,693 A * 7/1912 Hart 24/11 C
- 1,053,663 A * 2/1913 Snell 24/11 R
- 2,039,410 A * 5/1936 Harris 24/11 F
- D323,530 S * 1/1992 Cowan D19/56
- D338,915 S * 8/1993 Willat D19/51

1 Claim, 2 Drawing Sheets



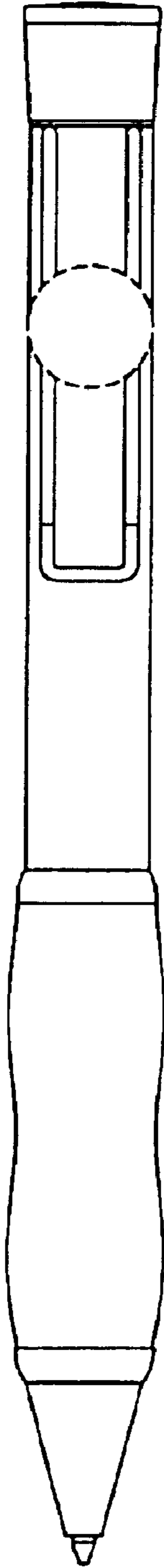


Fig. 1

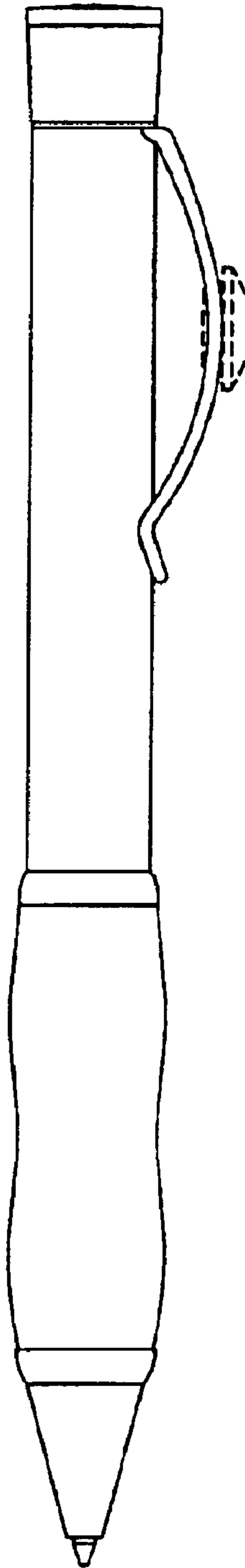


Fig. 2




Fig. 3

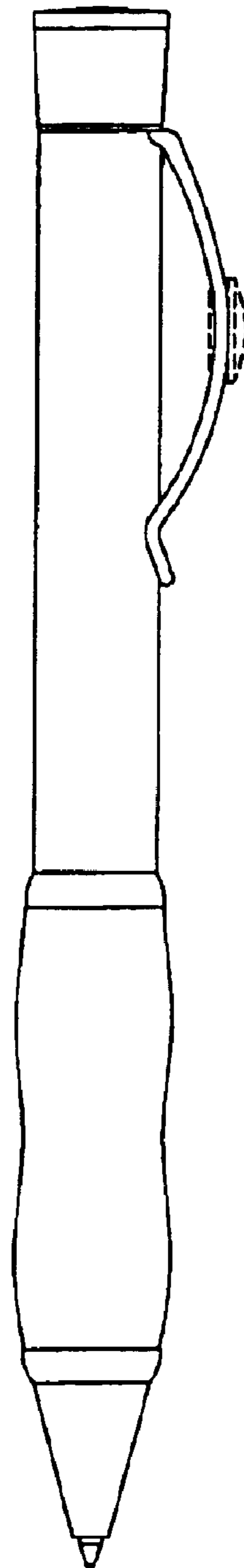


Fig. 4