

US00D494203S1

(12) **United States Design Patent**
Yoo

(10) **Patent No.:** **US D494,203 S**

(45) **Date of Patent:** **** Aug. 10, 2004**

(54) **DIGITAL CAMERA**
(75) **Inventor:** **Seung Seup Yoo, Yongin-si (KR)**
(73) **Assignee:** **Samsung Techwin Co., Ltd.,
Changwon (KR)**
(**) **Term:** **14 Years**

D474,218 S * 5/2003 Nagayama D16/202
D480,742 S 10/2003 Chin
D482,054 S * 11/2003 Nasu D16/202
D484,157 S * 12/2003 Watanabe et al. D16/202
D484,902 S * 1/2004 Baba D16/202
D487,283 S * 3/2004 Watanabe D16/202

* cited by examiner

Primary Examiner—Adir Aronovich
(74) *Attorney, Agent, or Firm*—Gardner Carton & Douglas
LLP

(21) **Appl. No.:** **29/193,693**
(22) **Filed:** **Nov. 12, 2003**
(30) **Foreign Application Priority Data**

Jun. 13, 2003 (KR) 30-2003-0016578

(51) **LOC (7) Cl.** **16-01**
(52) **U.S. Cl.** **D16/202**
(58) **Field of Search** D16/200–205,
D16/208, 209, 218; 348/373–376; 358/906,
909.1; 396/535–541

(57) **CLAIM**

The ornamental design for digital camera, as shown and described.

DESCRIPTION

FIG. 1 is a perspective view of the design for a digital camera;
FIG. 2 is a front view of the design of FIG. 1;
FIG. 3 is a rear elevational view of the design of FIG. 1;
FIG. 4 is a left side view of the design of FIG. 1;
FIG. 5 is a right side view of the design of FIG. 1;
FIG. 6 is a top view of the design of FIG. 1; and,
FIG. 7 is a bottom view of the design of FIG. 1.

(56) **References Cited**

U.S. PATENT DOCUMENTS

D450,073 S 11/2001 Sumita
D450,737 S 11/2001 Suzuki
6,434,337 B1 * 8/2002 Misawa 396/279

1 Claim, 3 Drawing Sheets

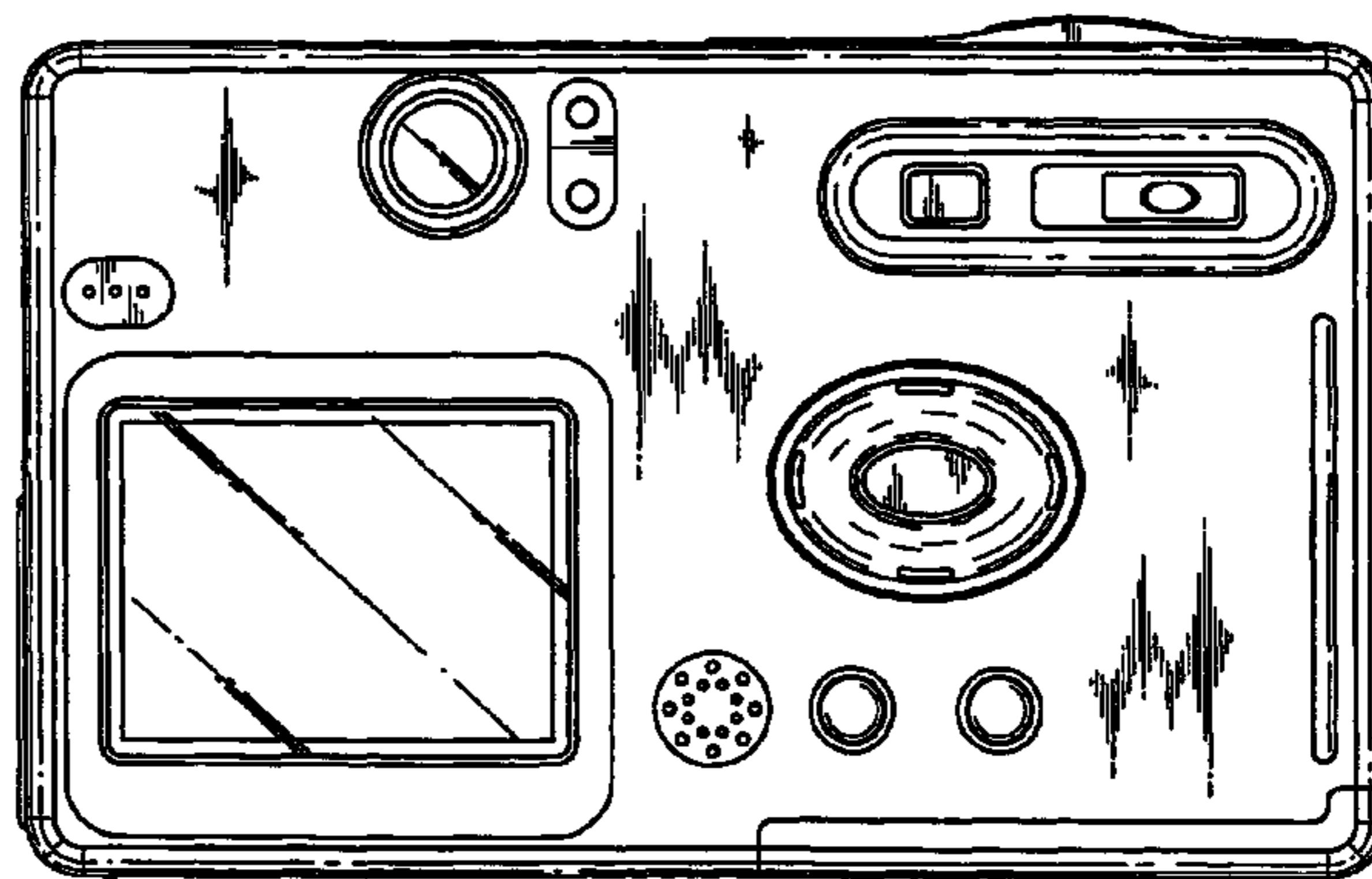



FIG.1




FIG.2

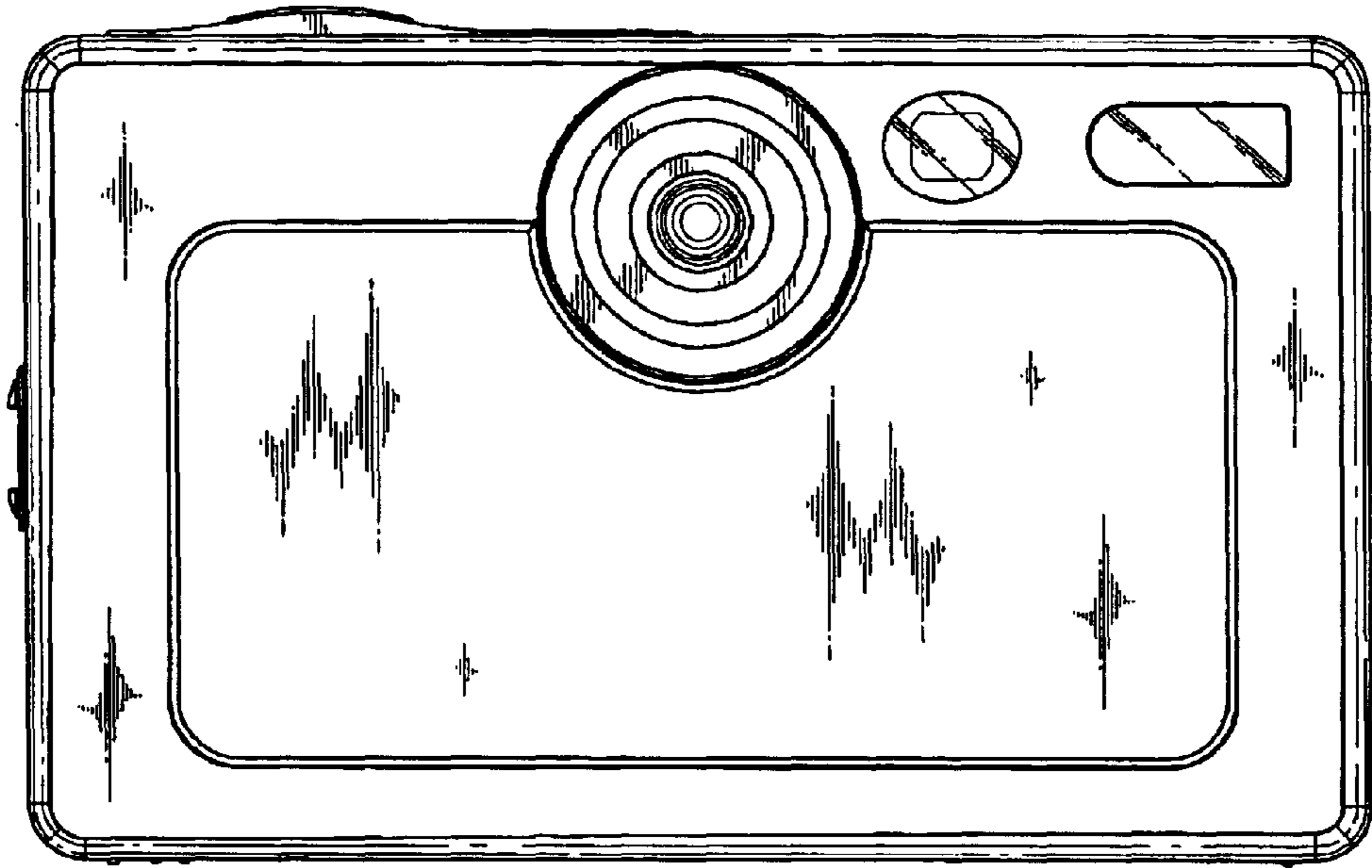


FIG.3

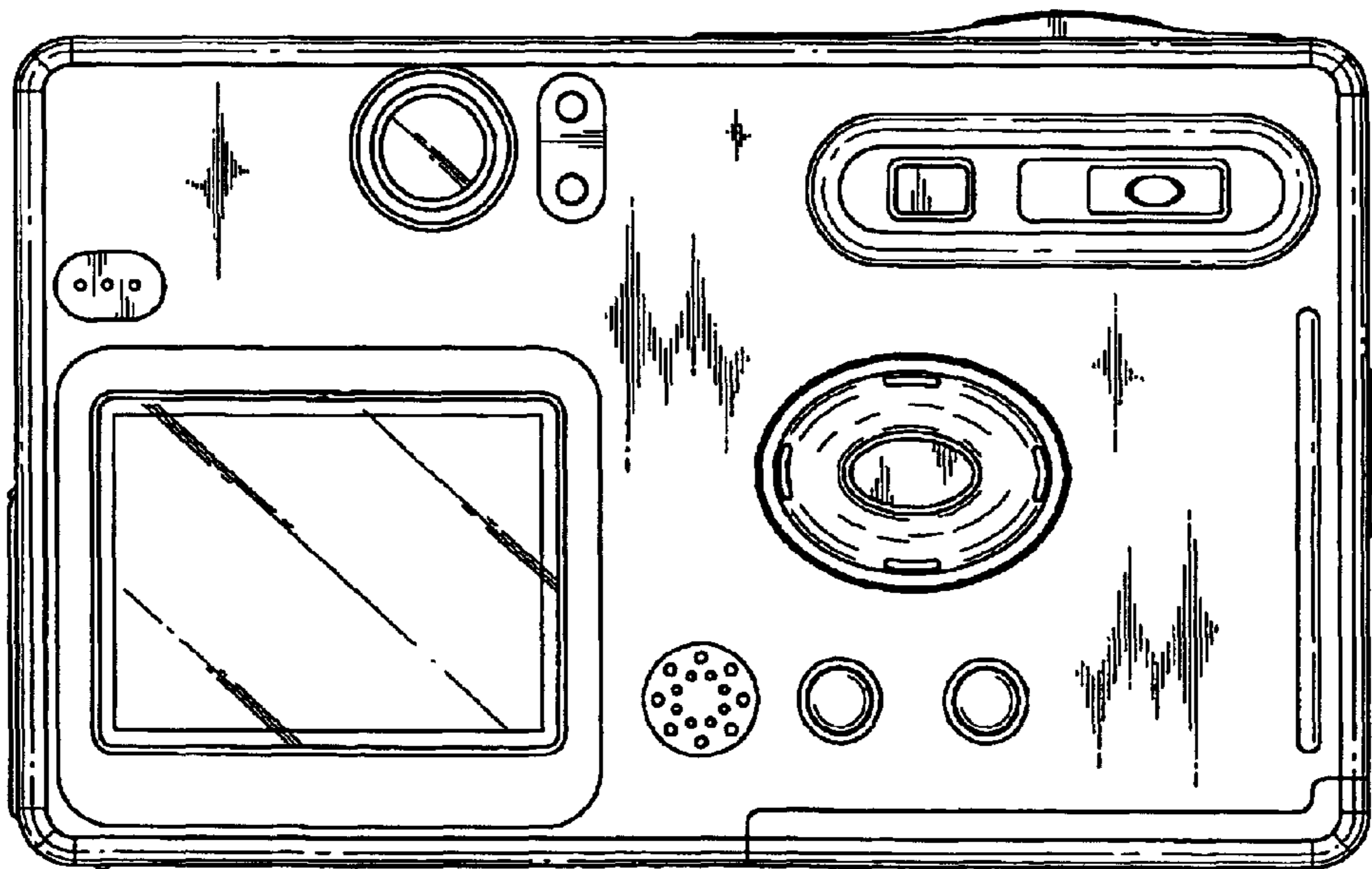


FIG.4

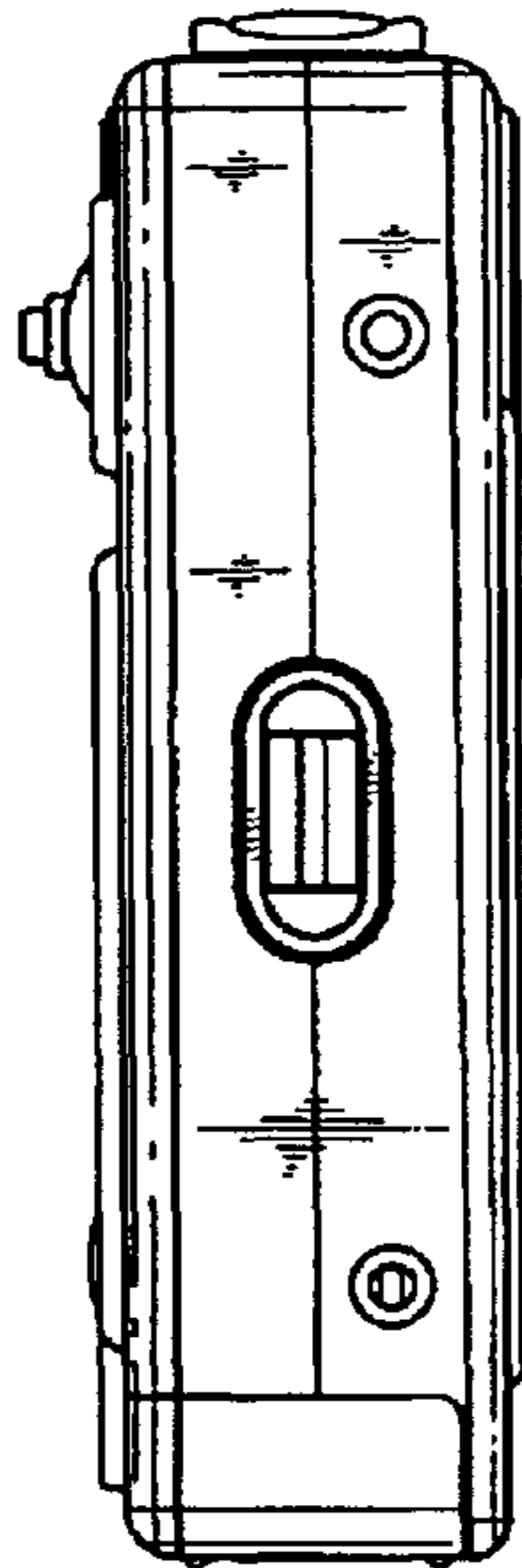


FIG.5

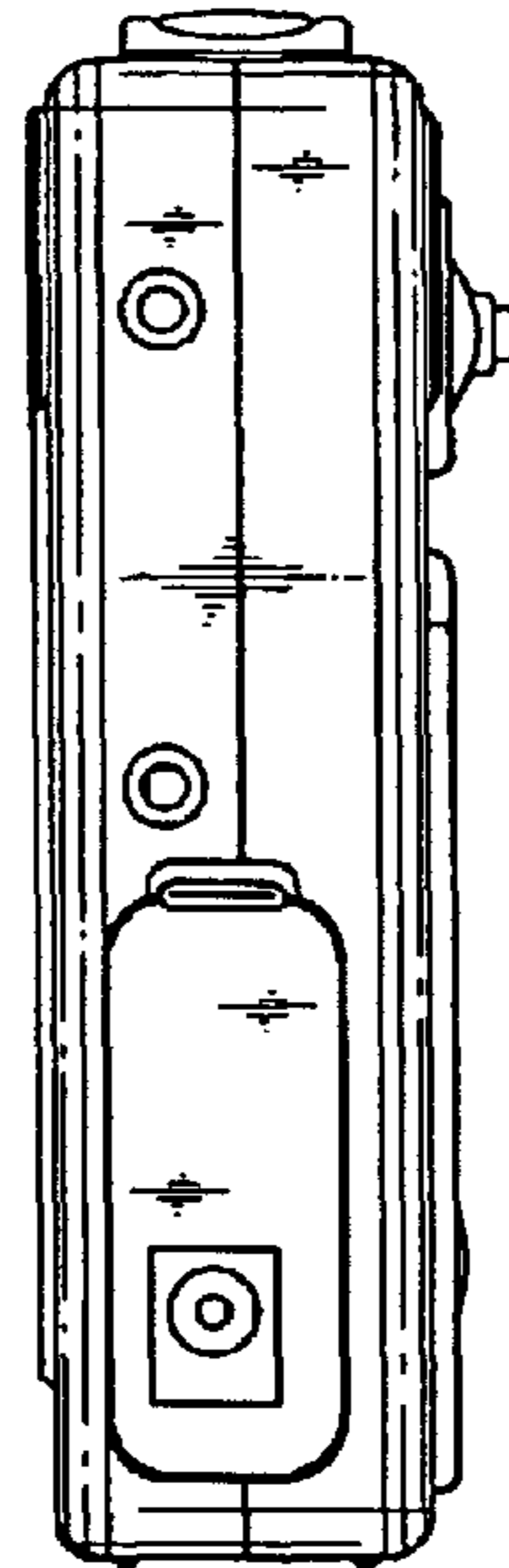


FIG.6




FIG.7

