

US00D494194S1

(12) **United States Design Patent** (10) **Patent No.:** **US D494,194 S**  
**Fitzkee et al.** (45) **Date of Patent:** **\*\* Aug. 10, 2004**

(54) **ONE-PIECE MULTIPLE TINE FLAIL**  
(75) Inventors: **Douglas S. Fitzkee**, Ephrata, PA (US);  
**Peter P. Haldeman**, Reinholds, PA  
(US); **Timothy J. Kraus**, Hedrick, IA  
(US)

(73) Assignee: **New Holland North America, Inc.**,  
New Holland, PA (US)

(\*\*) Term: **14 Years**

(21) Appl. No.: **29/179,385**

(22) Filed: **Apr. 9, 2003**

(51) **LOC (7) Cl.** ..... **15-03**

(52) **U.S. Cl.** ..... **D15/28**

(58) **Field of Search** ..... D15/13, 28; 56/364,  
56/17.4, 121.44; 172/49.5

(56) **References Cited**

**U.S. PATENT DOCUMENTS**

3,722,191 A	3/1973	Braunberger	56/189
3,835,629 A	9/1974	Rosendahl et al.	56/14.4
D244,191 S	* 5/1977	Diehl	D15/28
4,182,099 A	1/1980	Davis et al.	56/16.4 R
4,270,338 A	6/1981	Halls	56/14.4
4,637,201 A	1/1987	Pruitt et al.	56/16.4 B

D340,247 S	* 10/1993	Linde et al.	D15/29
D384,680 S	* 10/1997	Franet	D15/28
D398,015 S	* 9/1998	Franet	D15/28
5,894,716 A	4/1999	Haldeman et al.	56/14.5
5,950,406 A	9/1999	Koegel et al.	56/14.5
6,029,432 A	2/2000	Kraus et al.	56/16.4 B
6,101,797 A	8/2000	Koegel et al.	56/14.5
6,453,654 B1	9/2002	Kraus et al.	56/16.4 R
D477,330 S	* 7/2003	Klein et al.	D15/13

\* cited by examiner

*Primary Examiner*—Mitchell Siegel

(74) *Attorney, Agent, or Firm*—John William Stader; Collin A. Webb

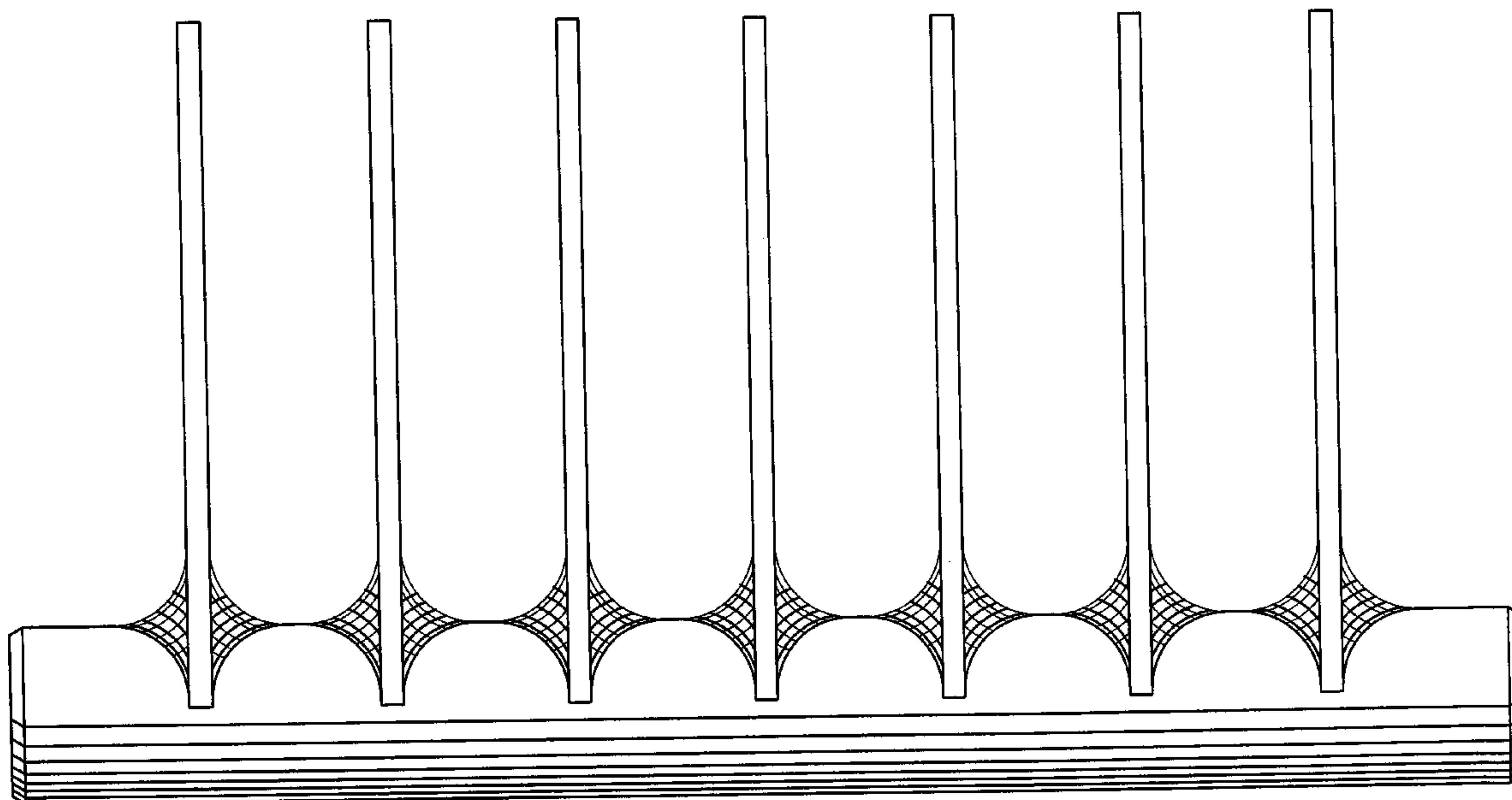
(57) **CLAIM**

The ornamental design for a one-piece multiple tine flail, as shown and described.

**DESCRIPTION**

FIG. 1 is a front plan view of the one-piece multiple tine flail of the instant invention—the rear plan view is identical and is therefore not shown separately;  
FIG. 2 is a top plan view of the flail;  
FIG. 3 is a bottom plan view thereof; and,  
FIG. 4 is an end elevation of the flail—the opposing end view is identical and is therefore not shown separately.

**1 Claim, 4 Drawing Sheets**






FIG 1

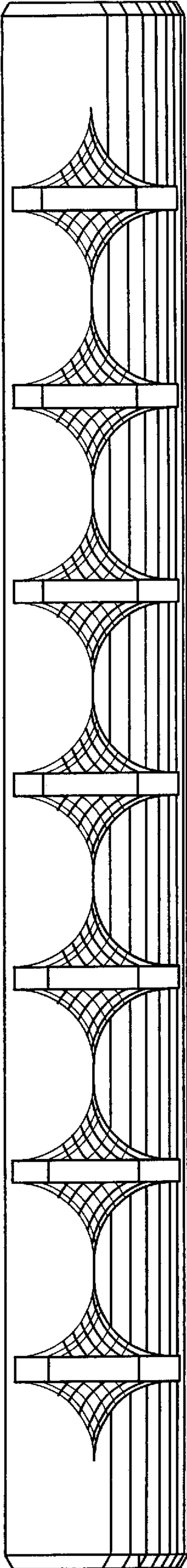


FIG 2




FIG3

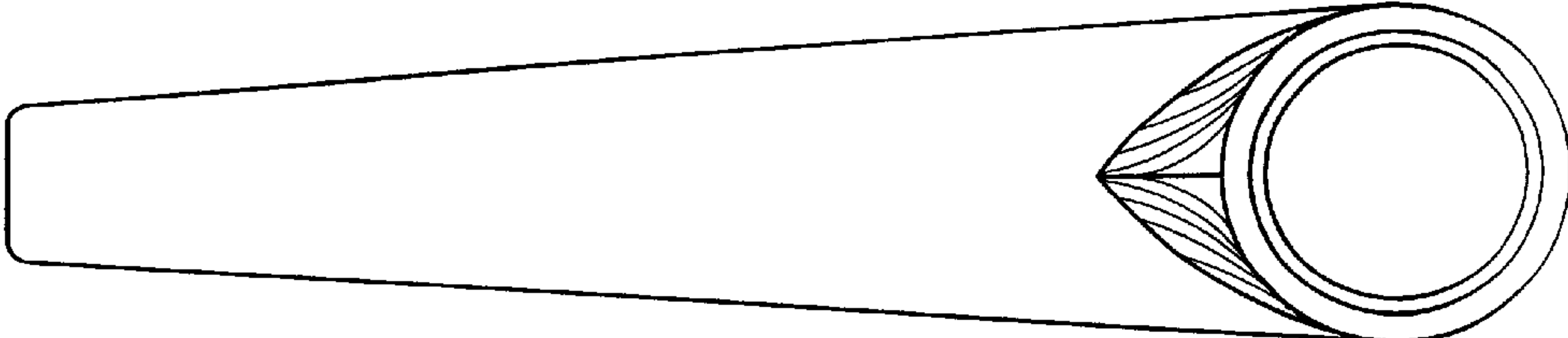


FIG 4