

US00D494186S1

(12) **United States Design Patent** (10) **Patent No.:** **US D494,186 S**
Johnson (45) **Date of Patent:** **** Aug. 10, 2004**

(54) **USER INTERFACE FOR A TELEVISION
DISPLAY SCREEN**

D439,584 S * 3/2001 Wang et al.
D445,426 S * 7/2001 Wang et al.
D451,536 S * 12/2001 Cornille
D459,361 S * 6/2002 Inagaki

(75) Inventor: **Travis C. Johnson**, Edmonds, WA (US)

* cited by examiner

(73) Assignee: **Digeo, Inc.**, Kirkland, WA (US)

(**) Term: **14 Years**

Primary Examiner—M. H. Tung

(21) Appl. No.: **29/169,605**

(74) *Attorney, Agent, or Firm*—Kory D. Christensen; Stoel
Rives LLP

(22) Filed: **Oct. 23, 2002**

(57) **CLAIM**

The ornamental design for a user interface for a television
display screen, as shown and described.

Related U.S. Application Data

(62) Division of application No. 29/148,763, filed on Sep. 26,
2001, now Pat. No. Des. 478,912.

DESCRIPTION

(51) **LOC (7) Cl.** **14-02**

(52) **U.S. Cl.** **D14/485**

(58) **Field of Search** D14/485-95; D18/24-33;
D19/6; D20/11; D21/324-33; 345/700-26,
764-866

FIG. 1 is a front view of a user interface for a television
display screen showing my new design; and,

FIG. 2 is a front view of a second embodiment thereof.

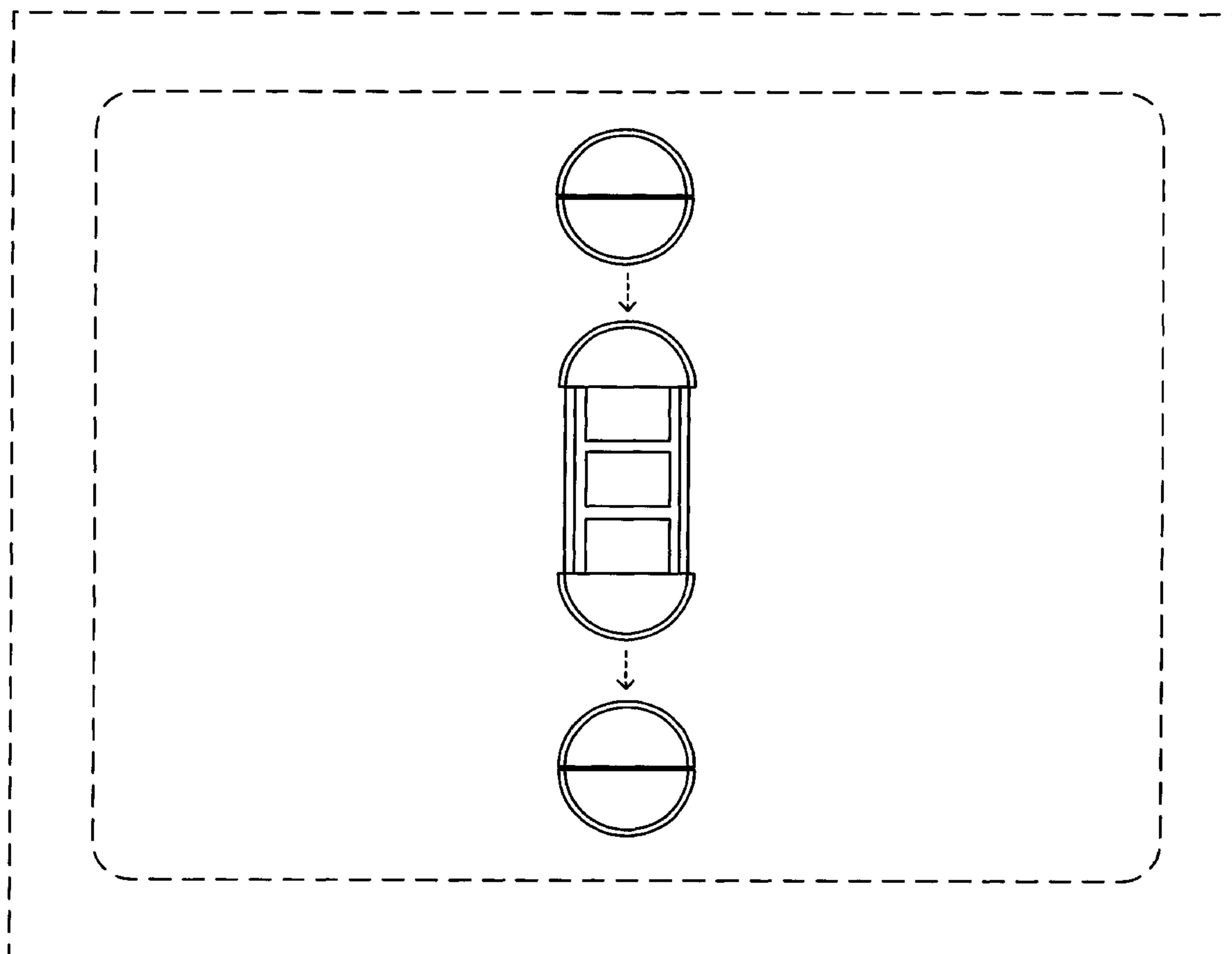
The broken line drawing of a television display screen in
both views are for illustrative purposes only and form no
part of the claimed design. The broken line drawings of
arrows are for illustrative purposes only and form no part of
the claimed design.

(56) **References Cited**

U.S. PATENT DOCUMENTS

D438,873 S * 3/2001 Wang et al.

1 Claim, 2 Drawing Sheets



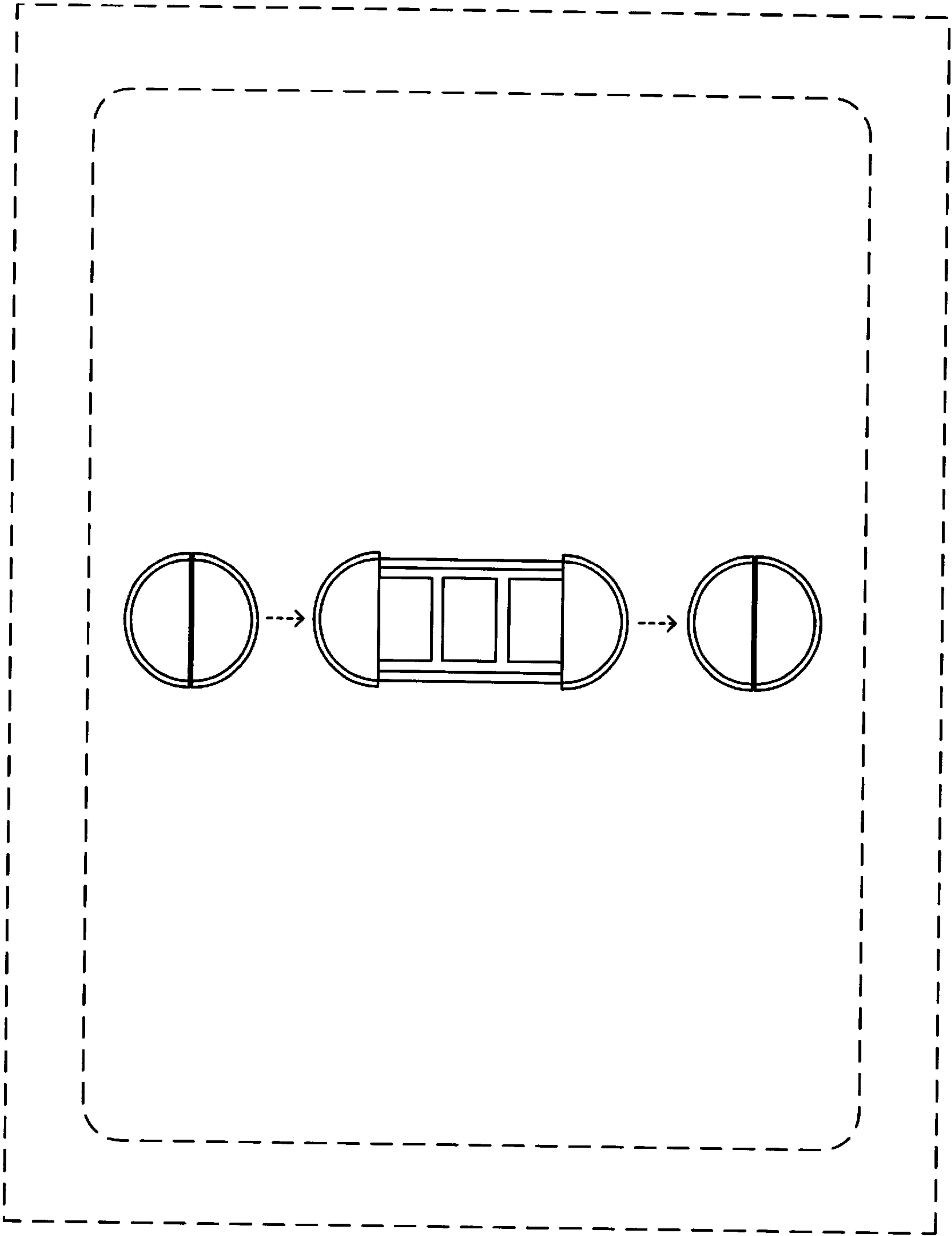


FIG. 1

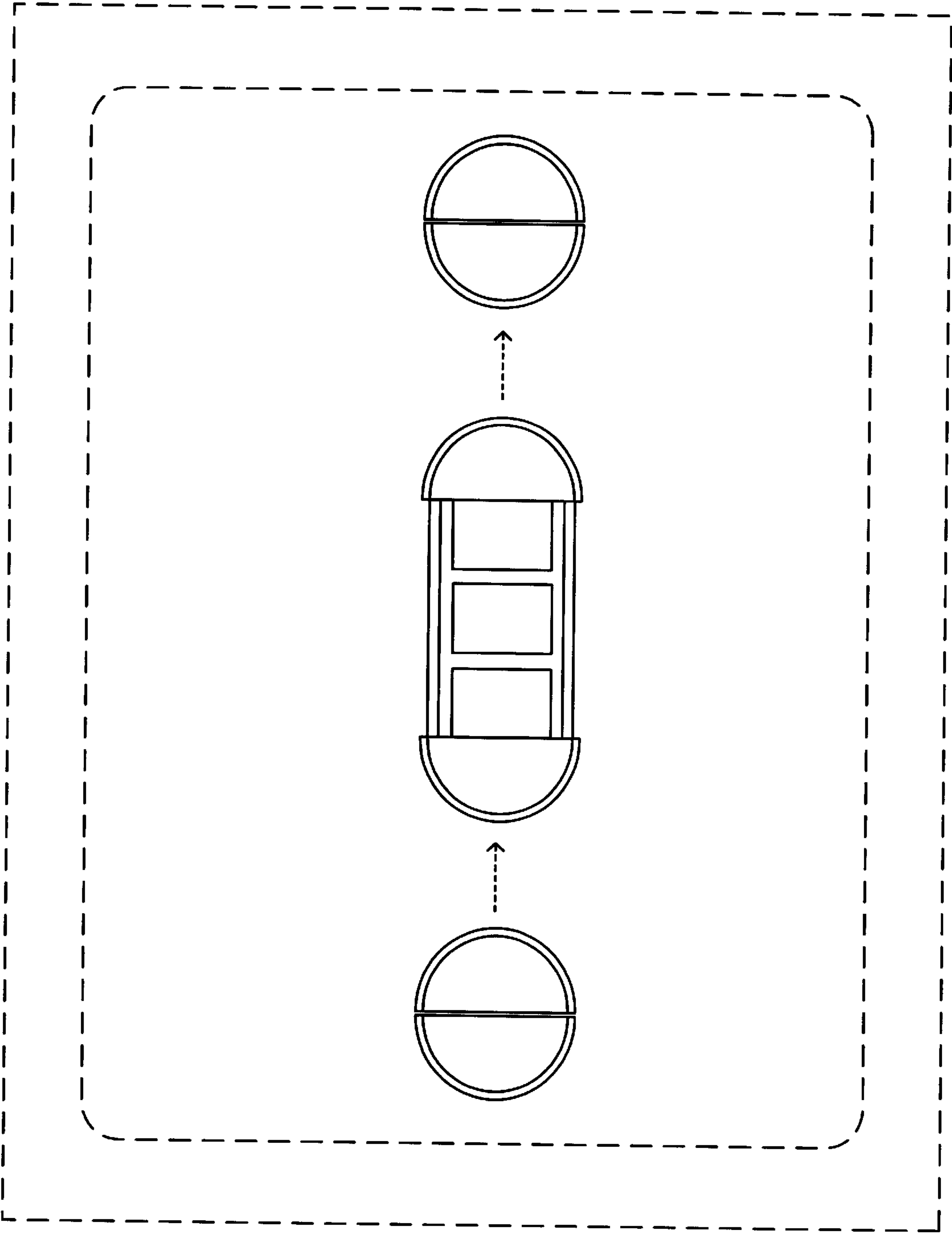


FIG. 2