

US00D494162S1

(12) **United States Design Patent**
Kondo

(10) **Patent No.:** **US D494,162 S**
(45) **Date of Patent:** **** Aug. 10, 2004**

- (54) **ELECTRONIC COMPUTER**
- (75) **Inventor:** **Osamu Kondo**, Tokyo (JP)
- (73) **Assignee:** **Kabushiki Kaisha Toshiba** (JP)
- (**) **Term:** **14 Years**
- (21) **Appl. No.:** **29/191,383**
- (22) **Filed:** **Oct. 8, 2003**
- (30) **Foreign Application Priority Data**
Aug. 19, 2003 (JP) 2003-023945
- (51) **LOC (7) Cl.** **14-02**
- (52) **U.S. Cl.** **D14/318**
- (58) **Field of Search** D14/315-327;
D18/1, 2, 7; 235/145 A, 145 R; 341/22,
23; 345/104, 156, 168, 169, 173; 361/380-686;
400/486, 489

JP 2002-010760 1/2002
JP 1145488 7/2002

OTHER PUBLICATIONS

Epson Direct, EdiCube Note NC610, Mar. 7, 2001.
Mebius Muramasa, PC-MT1-H5/H5F, Apr. 18, 2002.
Kenwood, MPX-710, Jun. 19, 2002.

* cited by examiner

Primary Examiner—Freda S. Nunn
(74) *Attorney, Agent, or Firm*—Banner & Witcoff, Ltd.

(57) **CLAIM**

The ornamental design for an electronic computer, as shown and described.

DESCRIPTION

FIG. 1 is a top, front and right side perspective view of an electronic computer showing my new design, FIG. 2 is a front elevational view thereof, FIG. 3 is a rear elevational view thereof, FIG. 4 is a left side elevational view thereof, FIG. 5 is a right side elevational view thereof, FIG. 6 is a top plan view thereof, FIG. 7 is a bottom plan view thereof, FIG. 8 is a front elevational view showing the article in a closed position thereof, FIG. 9 is a right side elevational view showing the article in the closed position thereof; and, FIG. 10 is a top plan view showing the article in the closed position thereof.

(56) **References Cited**

U.S. PATENT DOCUMENTS

- D338,879 S * 8/1993 Iino D14/316
- D415,474 S * 10/1999 Goto D14/318
- D435,549 S * 12/2000 Amano et al. D14/318
- 6,205,021 B1 * 3/2001 Klein et al. 361/683
- D453,756 S 2/2002 Kamegi
- D479,841 S 9/2003 Tago et al.
- D481,386 S 10/2003 Kondo

FOREIGN PATENT DOCUMENTS

- CN 3234624D 5/2002
- DE 40108084 4/2002

1 Claim, 5 Drawing Sheets

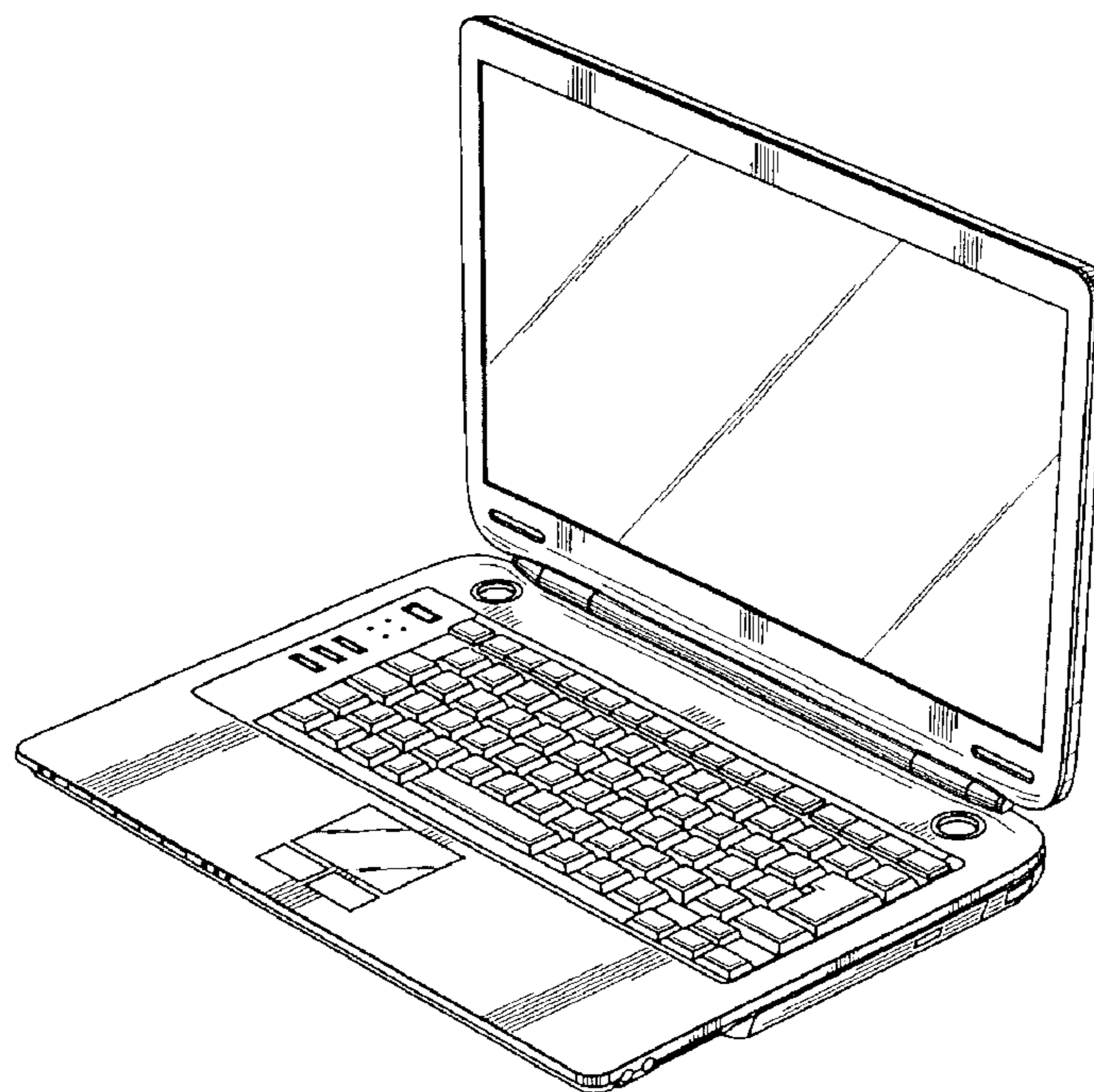


FIG. 1

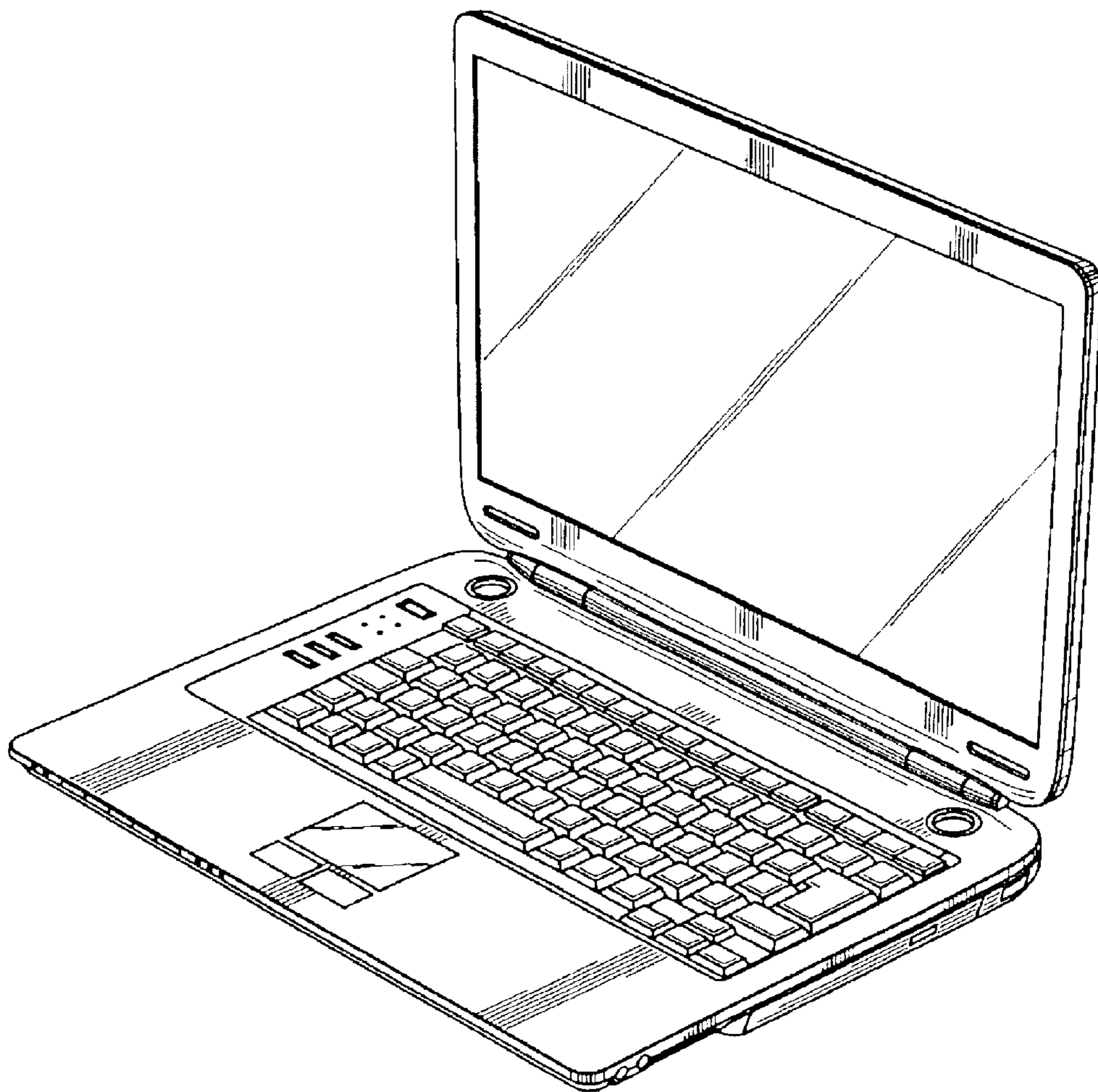


FIG. 2

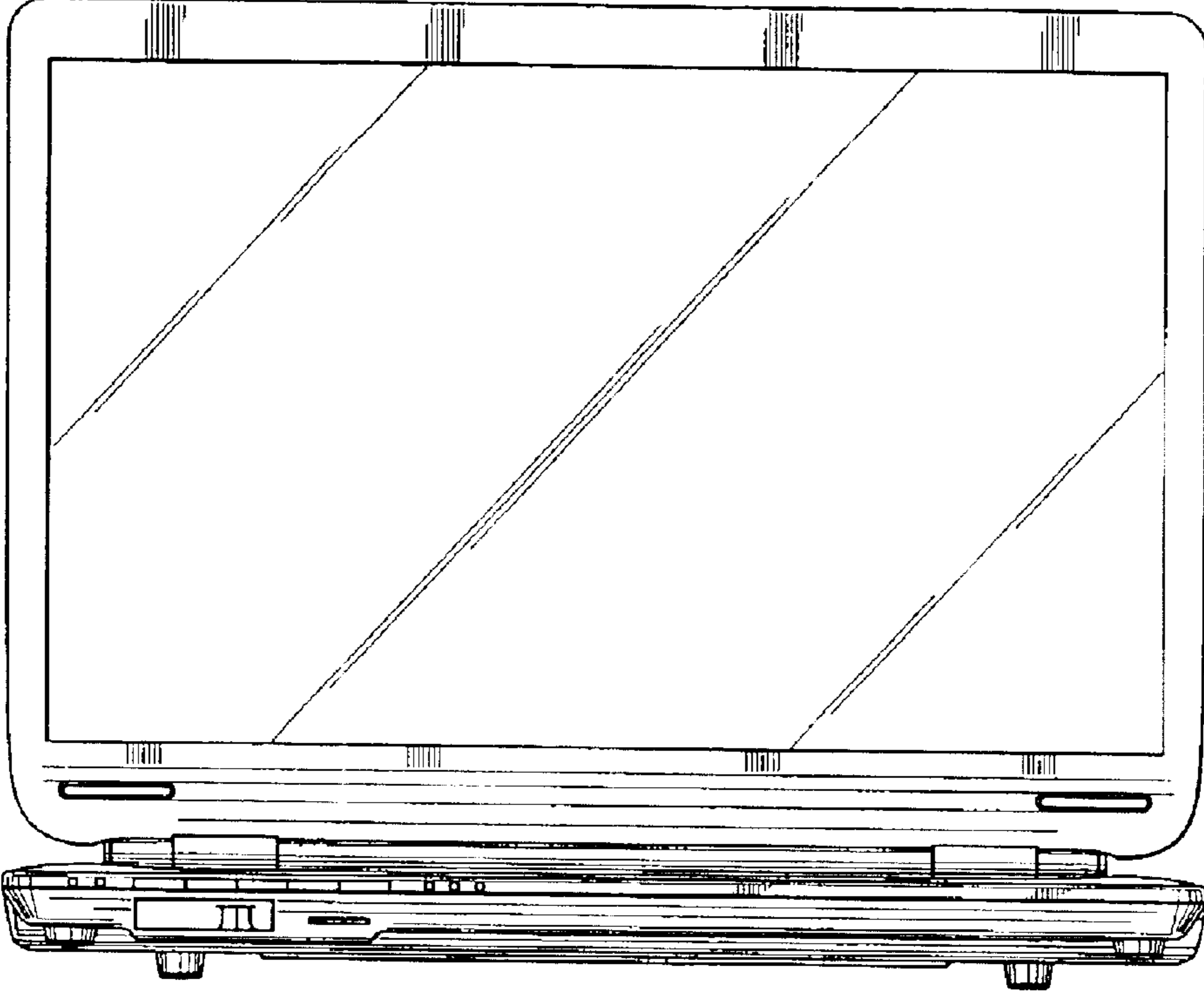


FIG. 3




FIG. 4

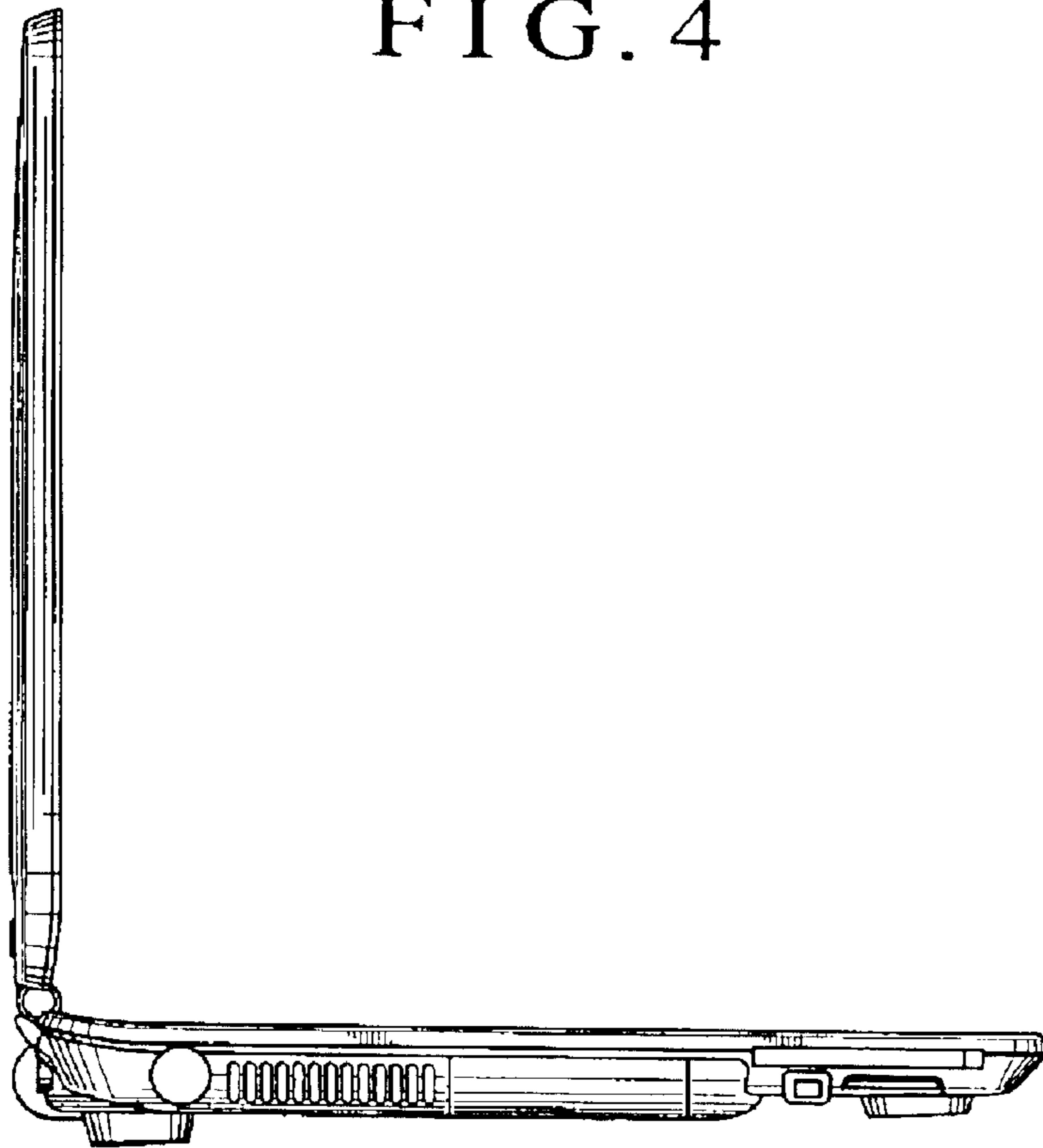


FIG. 5




FIG. 6




FIG. 7

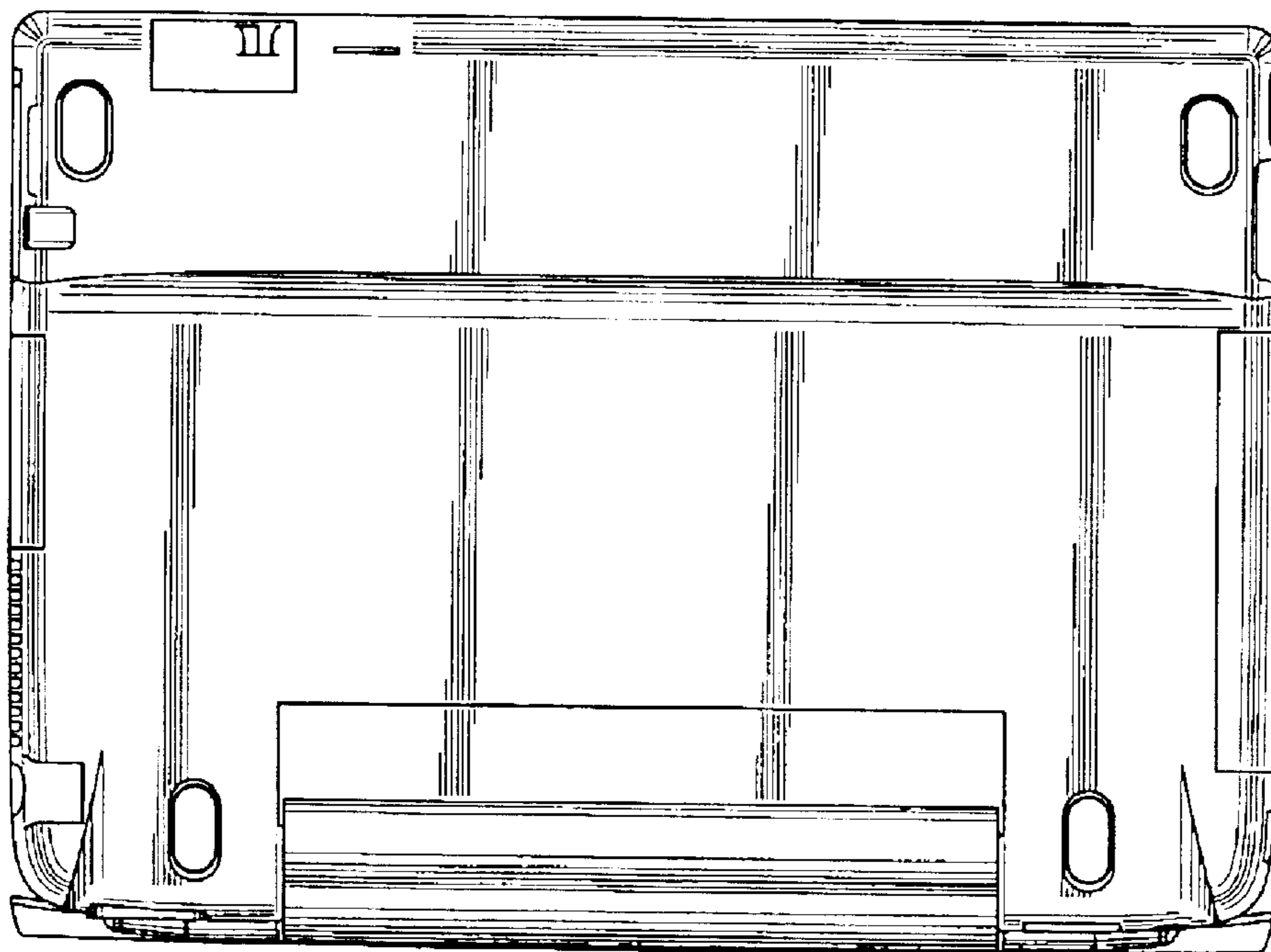


FIG. 8




FIG. 9




FIG. 10

