

US00D494150S1

(12) **United States Design Patent**
Wu

(10) **Patent No.:** **US D494,150 S**
(45) **Date of Patent:** **** Aug. 10, 2004**

- (54) **MULTI-MEDIA DVD RECORDER**
- (75) Inventor: **Chun-Ting Wu, Hsinchu (TW)**
- (73) Assignee: **Lite-On It Corporation, Taipei (TW)**
- (**) Term: **14 Years**
- (21) Appl. No.: **29/192,189**
- (22) Filed: **Oct. 20, 2003**
- (30) **Foreign Application Priority Data**
 - Jul. 2, 2003 (CN) 03 3 53303
 - Jul. 9, 2003 (TW) 92304202
- (51) **LOC (7) Cl.** **14-01**
- (52) **U.S. Cl.** **D14/136**
- (58) **Field of Search** D14/135-136,
D14/160-168, 188, 192-198, 156-157;
455/100, 344, 347-351

- D412,905 S * 8/1999 Miyazaki et al. D14/156
- D416,018 S * 11/1999 Ito et al. D14/168
- D431,542 S * 10/2000 Takahashi D14/136

* cited by examiner

Primary Examiner—Nanda Bondade
(74) *Attorney, Agent, or Firm*—Thomas, Kayden,
Horstemeyer & Risley

(57) **CLAIM**

The ornamental design for multi-media DVD recorder, as shown.

DESCRIPTION


FIG. 1 is a perspective view of a multi-media DVD recorder showing my new design;
FIG. 2 is a front elevational view thereof;
FIG. 3 is a rear elevational view thereof;
FIG. 4 is a right side elevational view thereof;
FIG. 5 is a left side elevational view thereof;
FIG. 6 is a top plan view thereof; and,
FIG. 7 is a bottom plan view thereof.

(56) **References Cited**

U.S. PATENT DOCUMENTS

- 5,177,730 A * 1/1993 Utsugi 369/75.1

1 Claim, 5 Drawing Sheets






FIG. 1

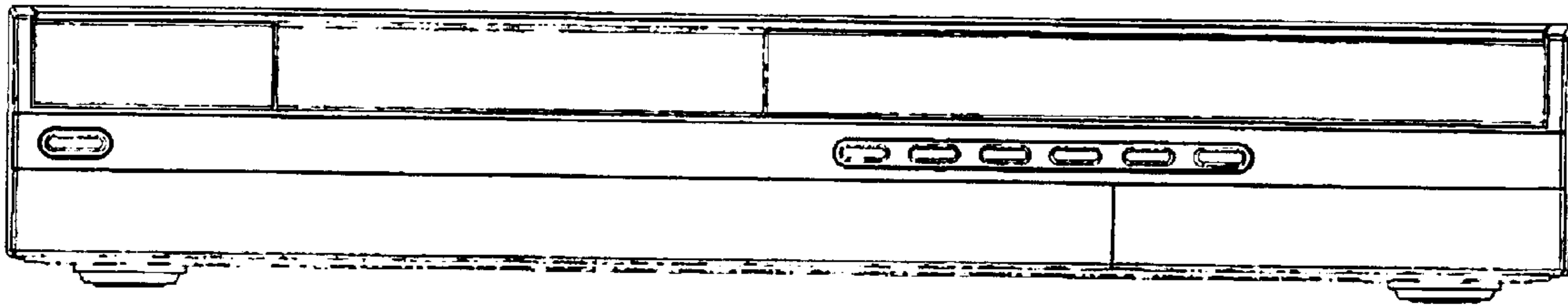


FIG. 2

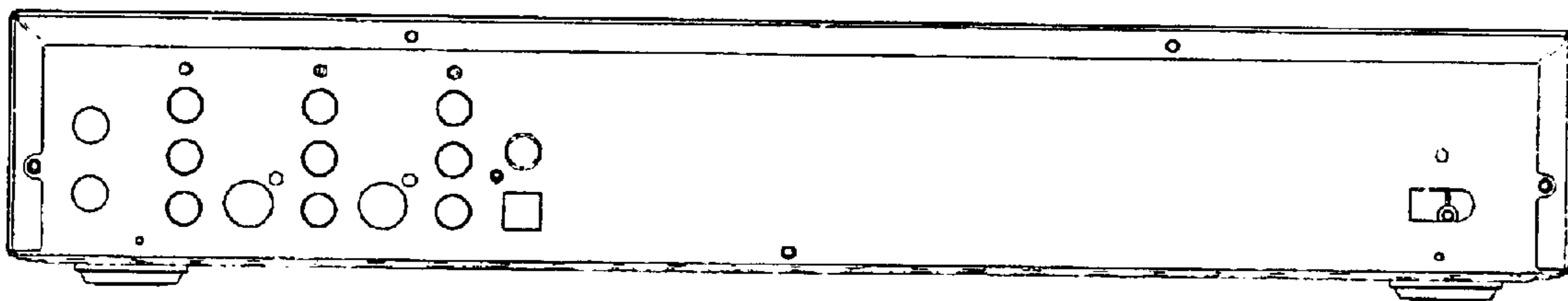


FIG. 3




FIG. 4




FIG. 5




FIG. 6

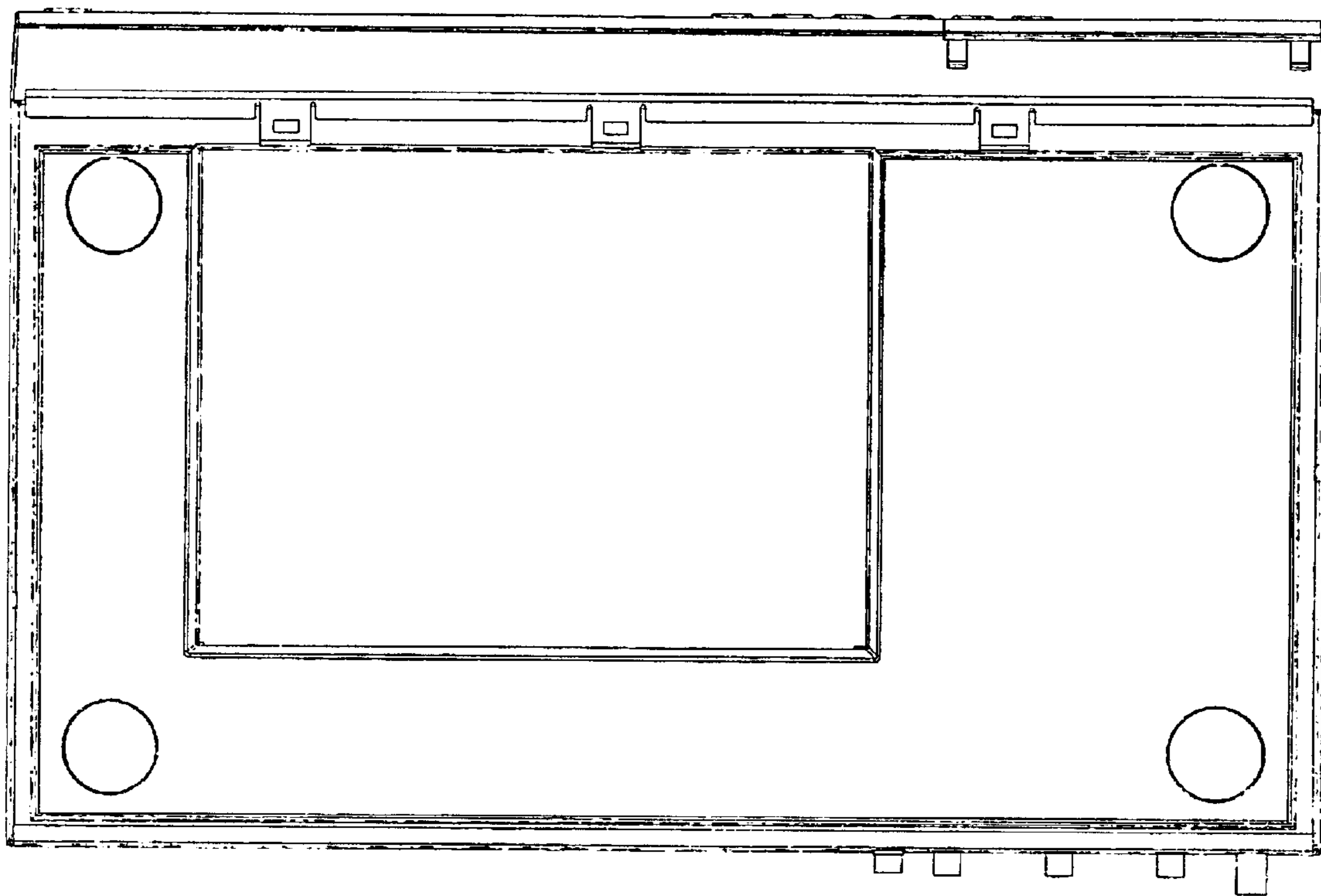


FIG. 7