

US00D494145S1

(12) **United States Design Patent**
Klimas

(10) **Patent No.: US D494,145 S**

(45) **Date of Patent: ** Aug. 10, 2004**

(54) **POOL/SPA REMOTE CONTROL UNIT**

(75) **Inventor: David A. Klimas, Ramona, CA (US)**

(73) **Assignee: Polaris Pool Systems, Inc., Vista, CA (US)**

(**) **Term: 14 Years**

(21) **Appl. No.: 29/188,051**

(22) **Filed: Aug. 11, 2003**

(51) **LOC (7) Cl. 13-03**

(52) **U.S. Cl. D13/168; D21/329**

(58) **Field of Search** D13/162, 168;
D10/104, 106; D14/171, 191, 218; D21/329;
123/179-2; 341/176; 340/825, 825.22, 825.23,
825.24, 825.25, 825.31, 825.32, 825.36,
825.58, 825.69, 825.72, 425.5, 420, 539.32;
455/151.1-151.4, 352

(56) **References Cited**

U.S. PATENT DOCUMENTS

5,457,448 A * 10/1995 Totsuka et al. 340/825.72
D429,287 S * 8/2000 Nara et al. D21/329

D460,052 S * 7/2002 Olen D13/168
D479,510 S * 9/2003 Wei D13/168
6,636,272 B1 * 10/2003 Noguchi et al. 348/734
D482,664 S * 11/2003 Hunt et al. D13/168

* cited by examiner

Primary Examiner—Prabhakar Deshmukh

Assistant Examiner—Selina Sikder

(74) *Attorney, Agent, or Firm*—Kelly Lowry & Kelley, LLP

(57) **CLAIM**

The ornamental design for a pool/spa remote control unit, as shown and described.

DESCRIPTION

FIG. 1 is a perspective view showing the front and right sides of a pool/spa remote control unit embodying the new design;

FIG. 2 is a front elevational view thereof;

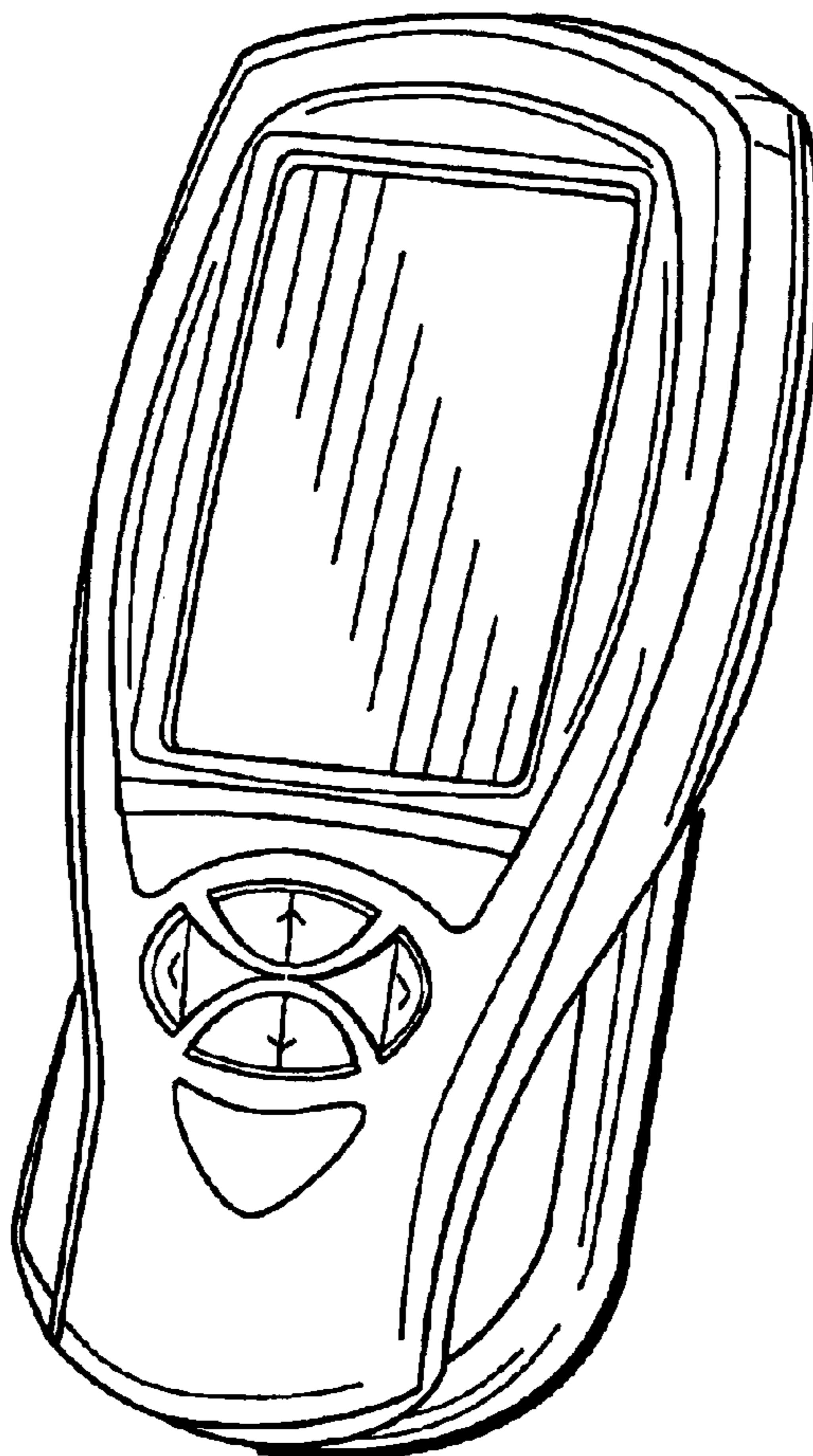
FIG. 3 is a rear elevational view thereof;

FIG. 4 is a top plan view thereof;

FIG. 5 is a bottom plan view thereof; and,

FIG. 6 is a right side elevational view thereof, the left side elevation being a mirror image of the right side.

1 Claim, 2 Drawing Sheets



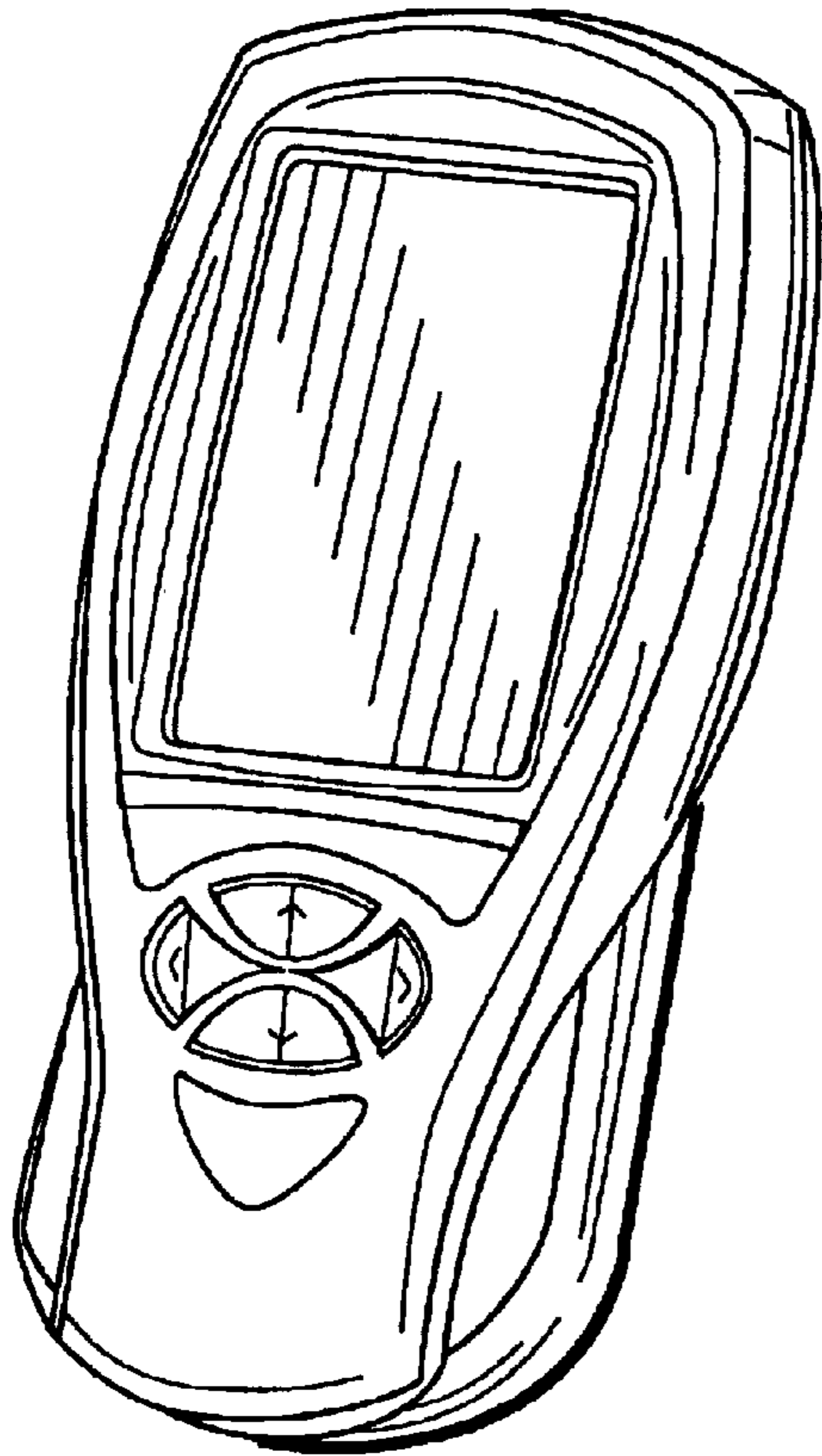


FIG. 1

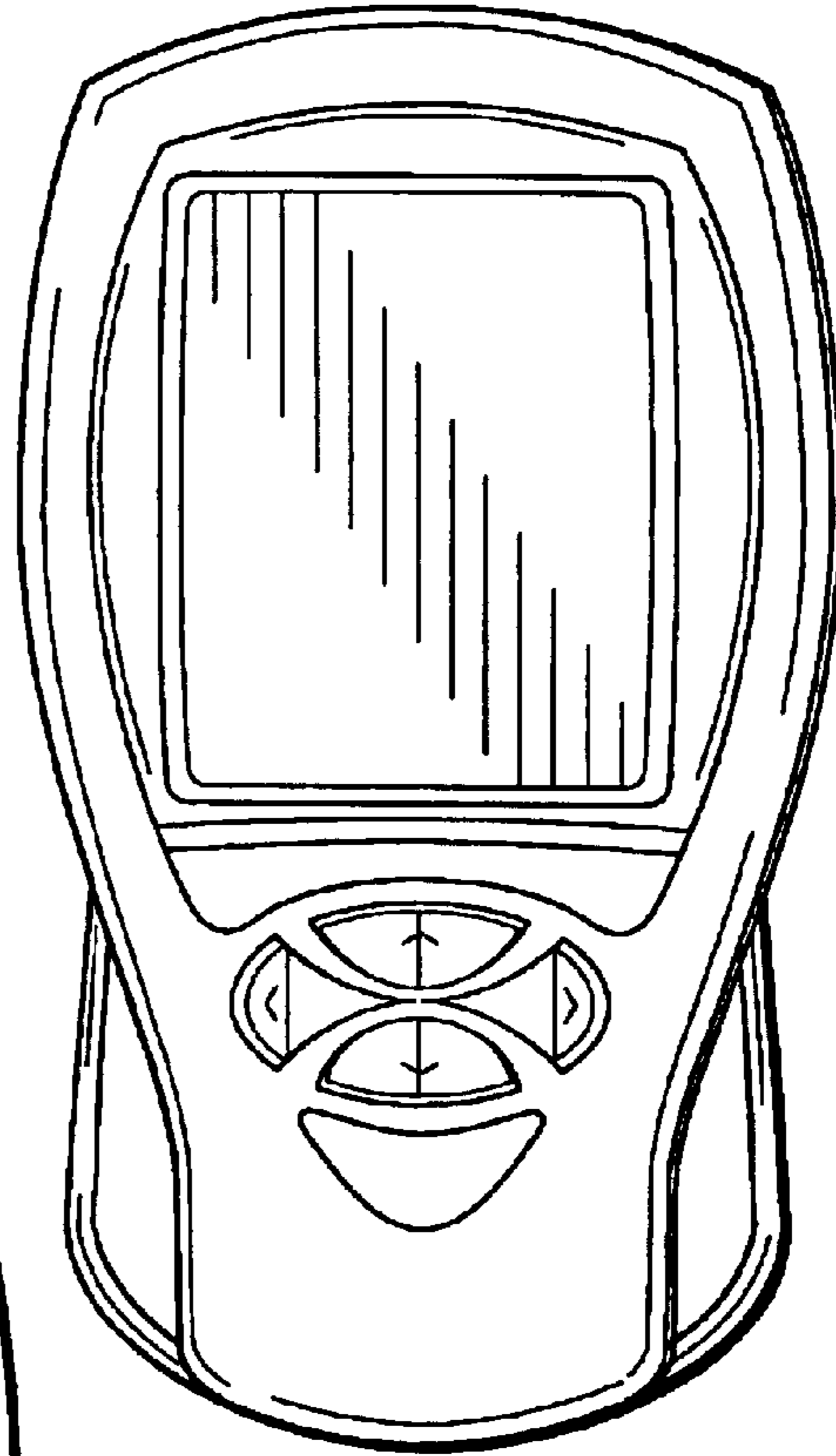


FIG. 2

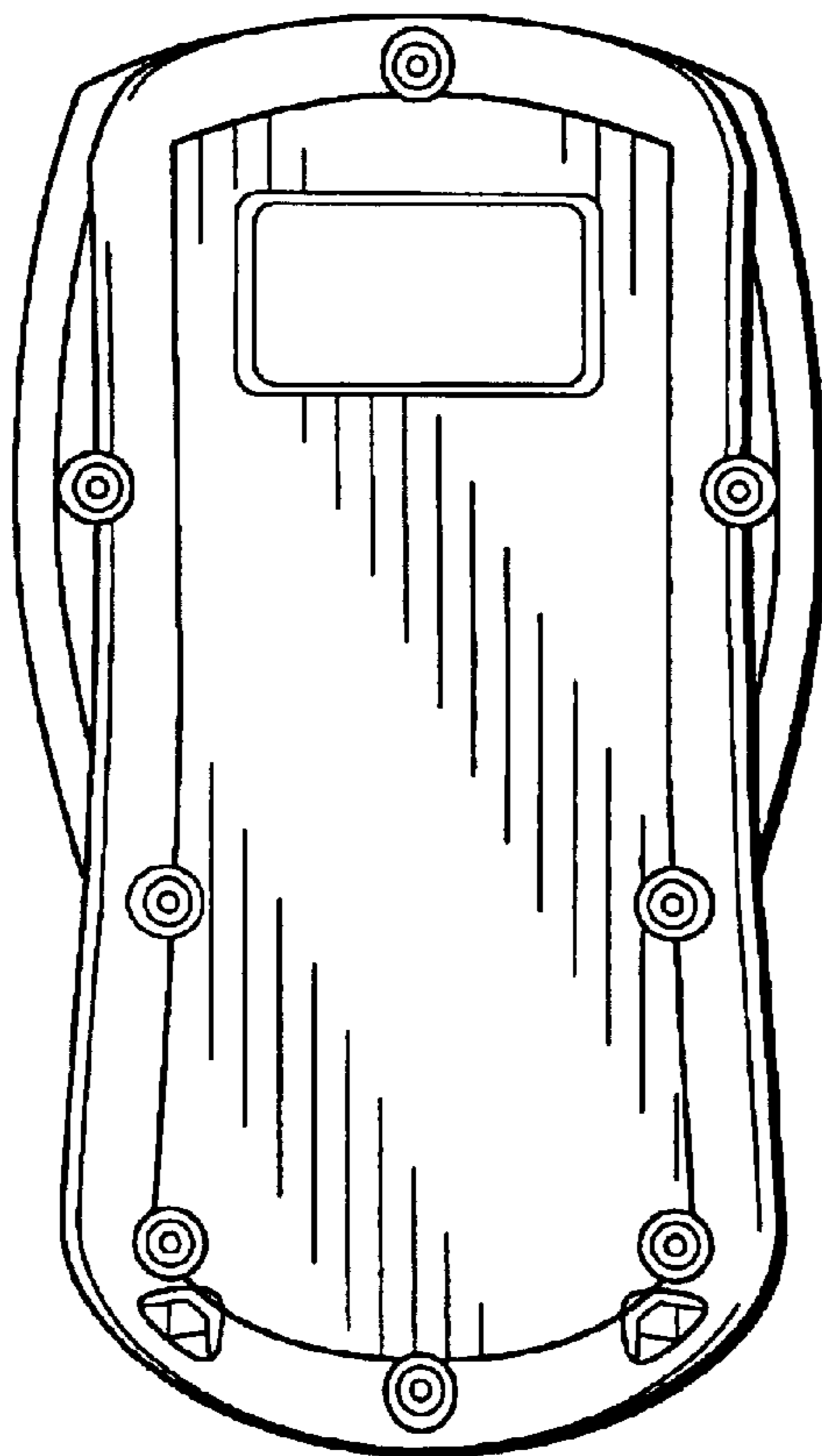


FIG. 3




FIG. 4

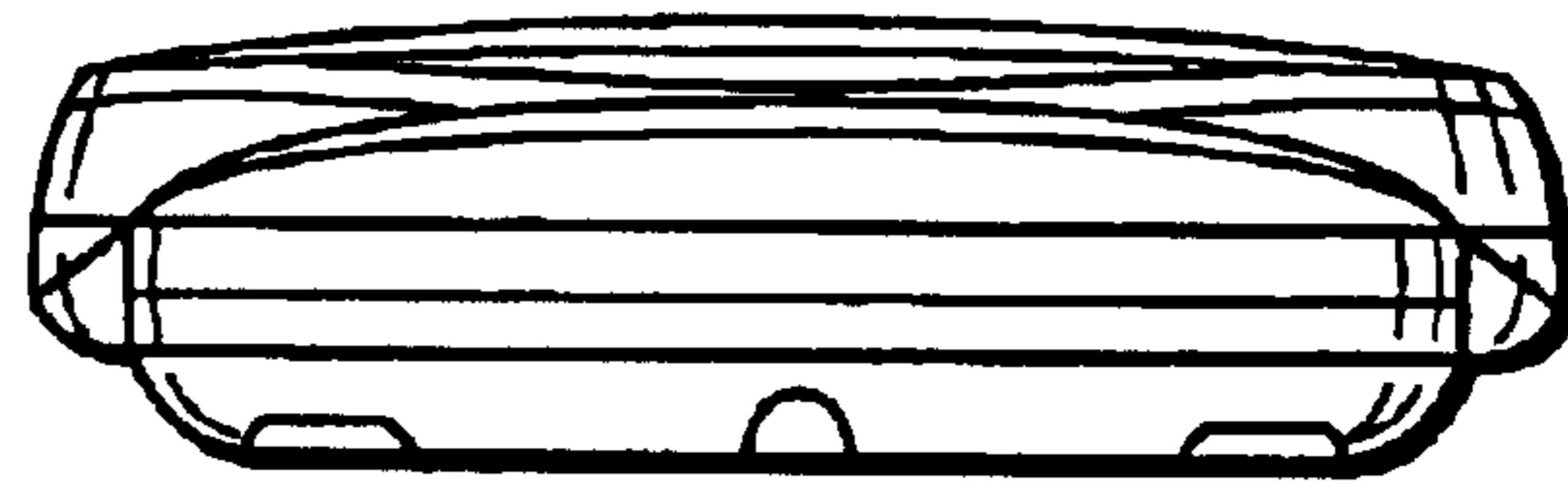


FIG. 5




FIG. 6