

US00D494135S1

(12) **United States Design Patent**  
**Iby et al.**

(10) **Patent No.:** **US D494,135 S**

(45) **Date of Patent:** **\*\* Aug. 10, 2004**

(54) **BATTERY TERMINAL**

(75) Inventors: **Lewis C. Iby**, Westlake Village, CA (US); **Joseph K. Garretson**, Simi Valley, CA (US)

(73) Assignee: **Scosche Industries, Inc.**, Oxnard, CA (US)

(\*\*) Term: **14 Years**

(21) Appl. No.: **29/170,381**

(22) Filed: **Nov. 6, 2002**

(51) **LOC (7) Cl.** ..... **13-03**

(52) **U.S. Cl.** ..... **D13/120**

(58) **Field of Search** ..... D13/120, 119;  
439/521, 522, 773, 757, 798, 814, 892

(56) **References Cited**

**U.S. PATENT DOCUMENTS**

D286,767 S	*	11/1986	Eriksson	.....	D13/120
D316,398 S	*	4/1991	Hill	.....	D13/120
5,171,169 A	*	12/1992	Butcher et al.	.....	439/755
D409,977 S	*	5/1999	Liang	.....	D13/120
D419,958 S	*	2/2000	Peterson et al.	.....	D13/120
D421,740 S	*	3/2000	Peterson et al.	.....	D13/120

D438,172 S	*	2/2001	Pardo	.....	D13/120
6,203,383 B1	*	3/2001	Iby et al.	.....	439/773
D441,343 S	*	5/2001	Lee	.....	D13/120
D453,496 S	*	2/2002	Lee	.....	D13/120
6,413,124 B2	*	7/2002	Murakami et al.	.....	439/773

\* cited by examiner

*Primary Examiner*—Joel Sincavage

(74) *Attorney, Agent, or Firm*—William W. Haefliger

(57) **CLAIM**

The ornamental design of a battery terminal, substantially as shown and described.

**DESCRIPTION**

FIG. 1 is a perspective view showing the front, top and left side design of the battery terminal;  
FIG. 2 is a top plan view of the FIG. 1 terminal;  
FIG. 3 is a right side elevation view of the FIG. 1 terminal, and, FIG. 1 shows a left side view of the FIG. 1 terminal;  
FIG. 4 is a front elevation view of the FIG. 1 terminal;  
FIG. 5 is a rear elevation view of the FIG. 1 terminal; and, FIG. 6 is a bottom plan view of the FIG. 1 terminal. The broken lines in FIGS. 5 and 6 are included for the purpose of illustrating portions of the terminal that form no part of the claimed design.

**1 Claim, 3 Drawing Sheets**

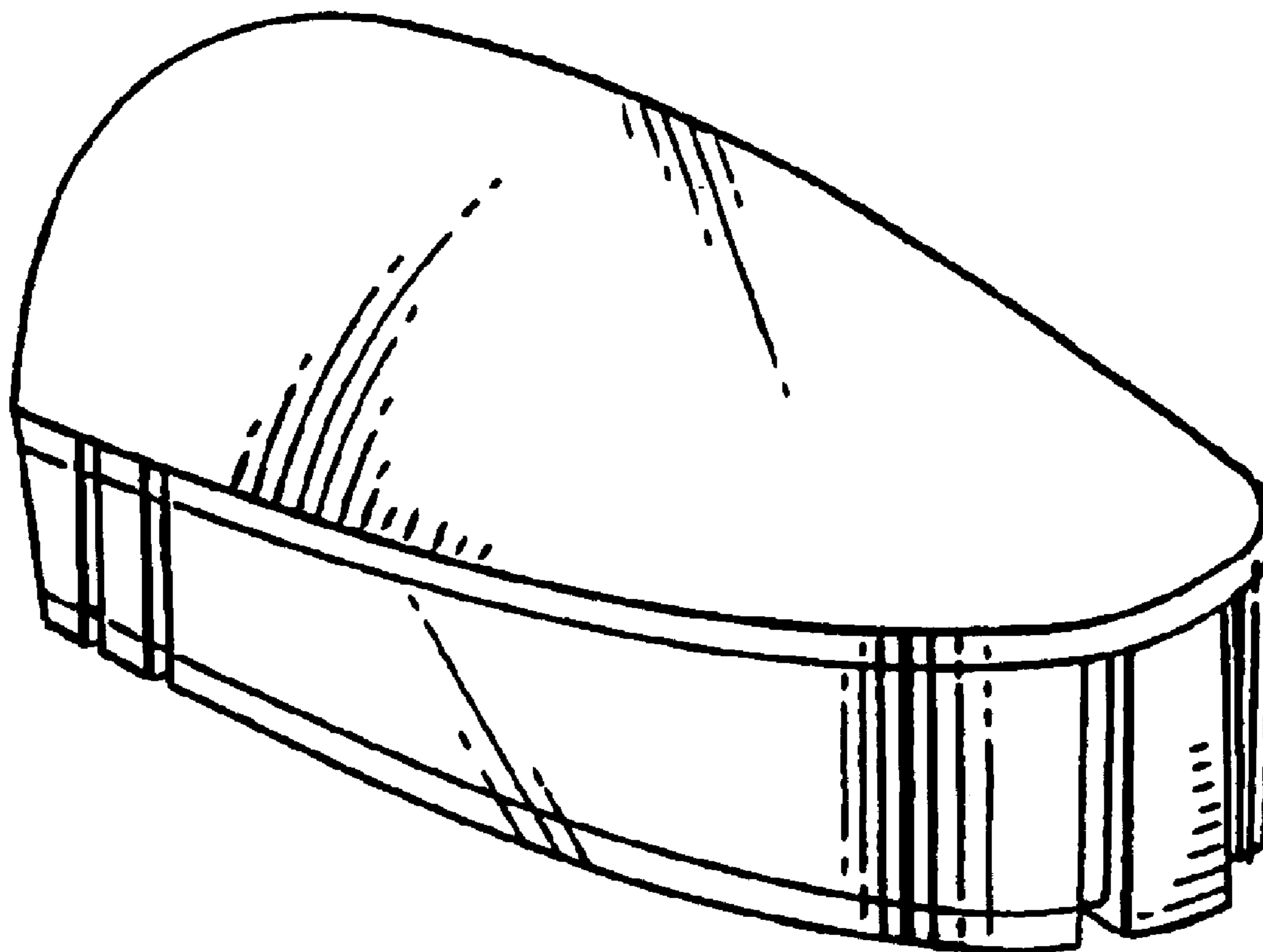


FIG. 1.

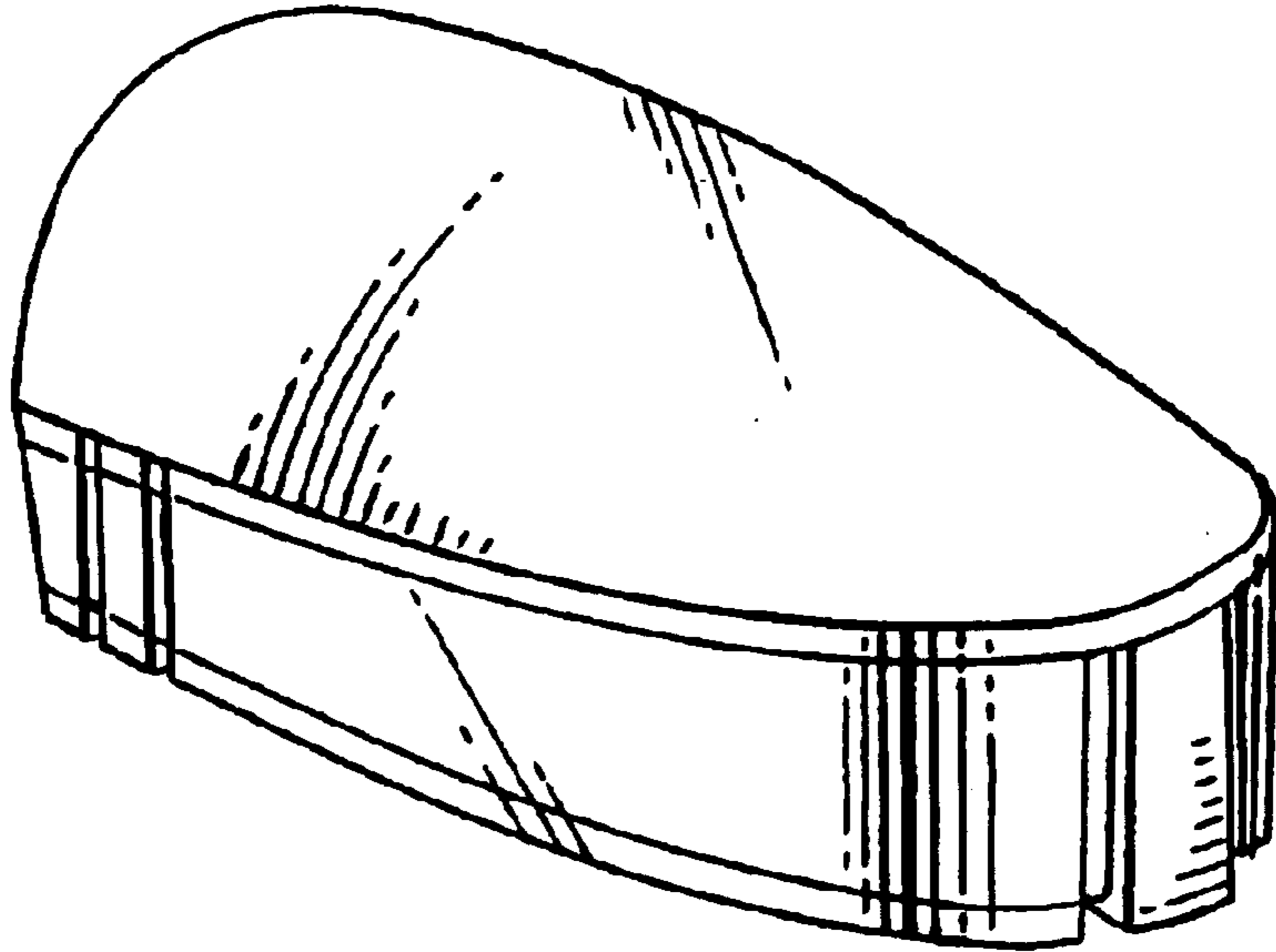


FIG. 2.

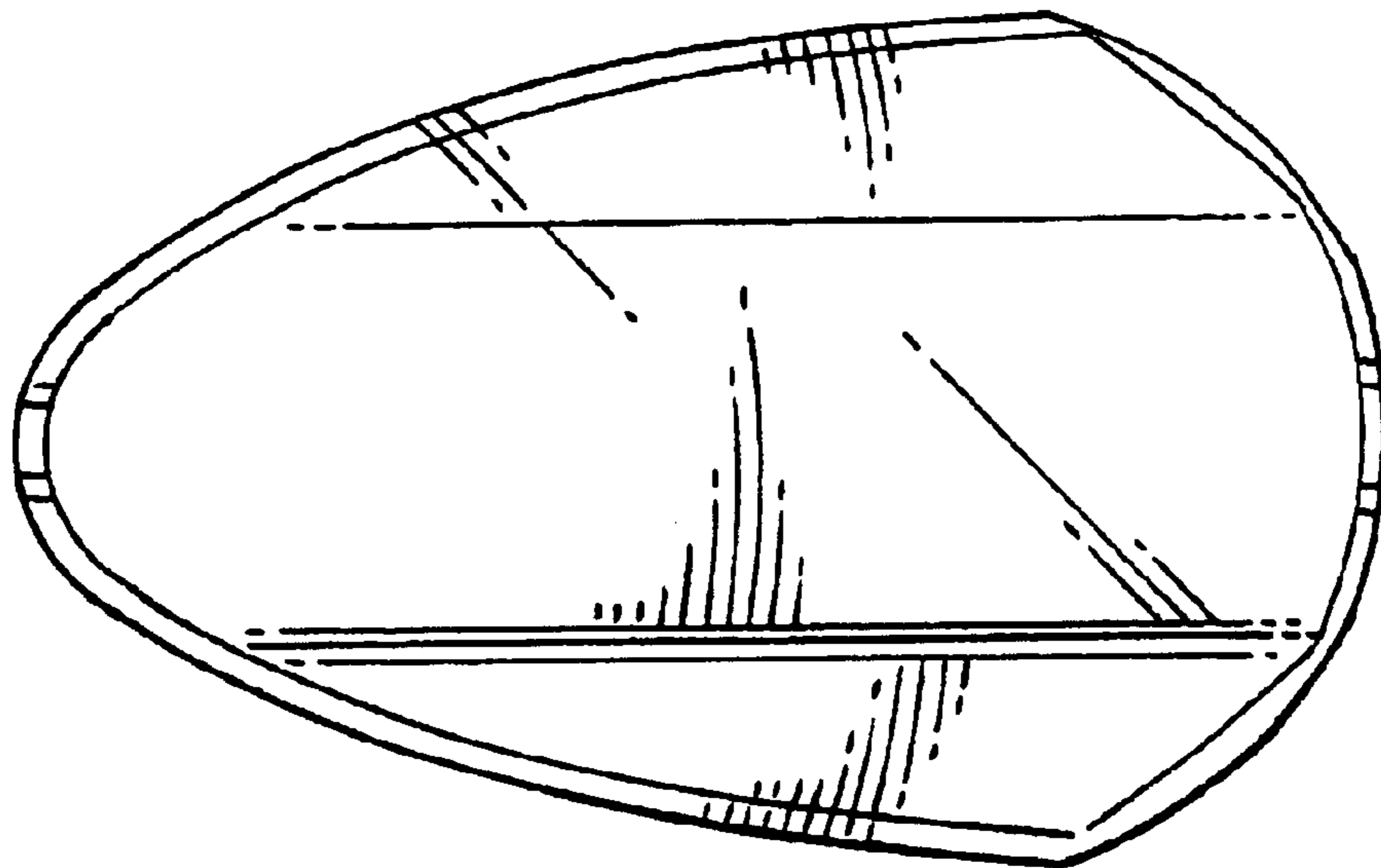


FIG. 3.

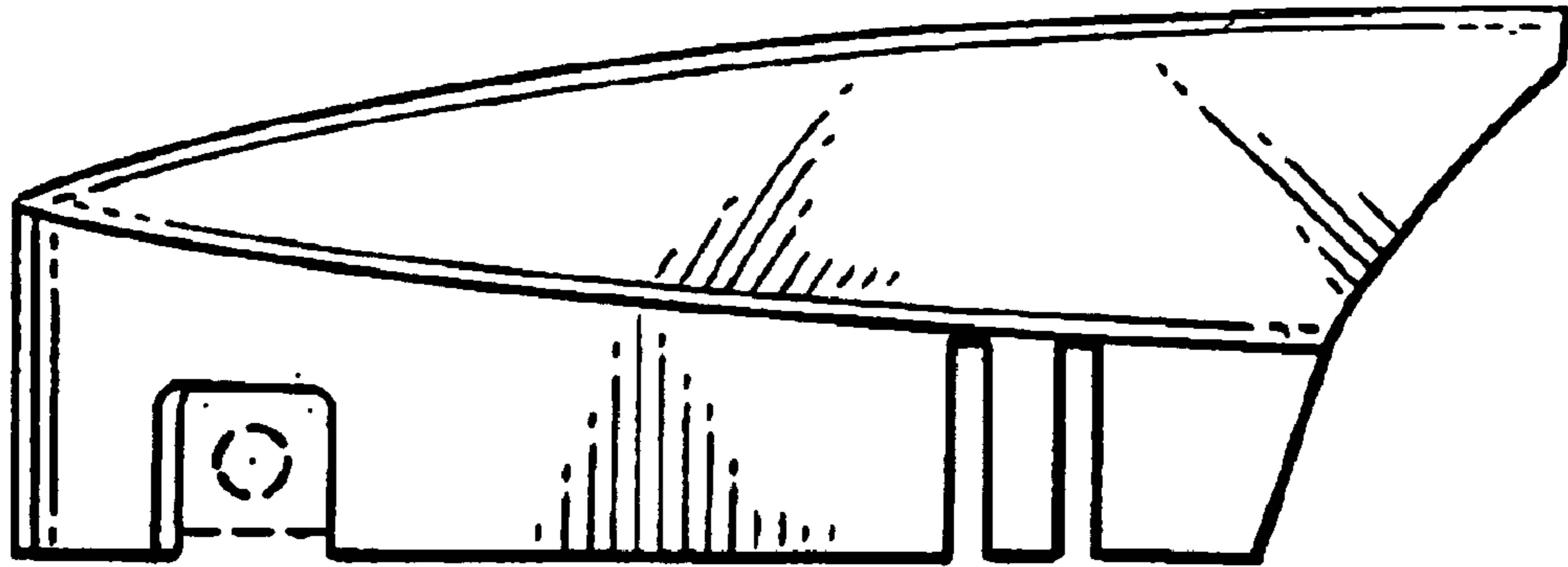




FIG. 4.



*FIG. 5.*



*FIG. 6.*

