

US00D494129S1

(12) **United States Design Patent**
Steinbach

(10) **Patent No.:** **US D494,129 S**

(45) **Date of Patent:** **** Aug. 10, 2004**

(54) **MOTORCYCLE TIRE**

D283,810 S * 5/1986 Teramoto D12/569
D288,196 S * 2/1987 Ikeda D12/534
6,220,320 B1 * 4/2001 Nakagawa et al. 152/209.11

(75) Inventor: **Gunter Steinbach**, Munich (DE)

(73) Assignee: **Metzeler Reifen GmbH**, Breuberg (DE)

(**) Term: **14 Years**

(21) Appl. No.: **29/174,666**

(22) Filed: **Jan. 23, 2003**

(30) **Foreign Application Priority Data**

Jul. 23, 2002 (DE) 402 06 204

(51) **LOC (7) Cl.** **12-15**

(52) **U.S. Cl.** **D12/535**

(58) **Field of Search** D12/534, 535,
D12/536, 569, 570, 571; 152/209.1, 209.8,
209.11, 209.28

(56) **References Cited**

U.S. PATENT DOCUMENTS

2,415,290 A * 2/1947 Kreyer 152/209.12

* cited by examiner

Primary Examiner—Robert M. Spear

(74) *Attorney, Agent, or Firm*—Finnegan, Henderson, Farabow, Garrett & Dunner, L.L.P.

(57) **CLAIM**

The ornamental design for a motorcycle tire, as shown and described.

DESCRIPTION

FIG. 1 is a front-perspective view of a motorcycle tire of my new design;

FIG. 2 is a front view of my new design, the top and bottom views being identical thereto, the rear view being identical in configuration, but inverted;

FIG. 3 is a right-side view of my new design, the left-side view being a mirror image thereof; and,

FIG. 4 is a close-up view of the tread pattern of my new design.

1 Claim, 2 Drawing Sheets




FIG. 1

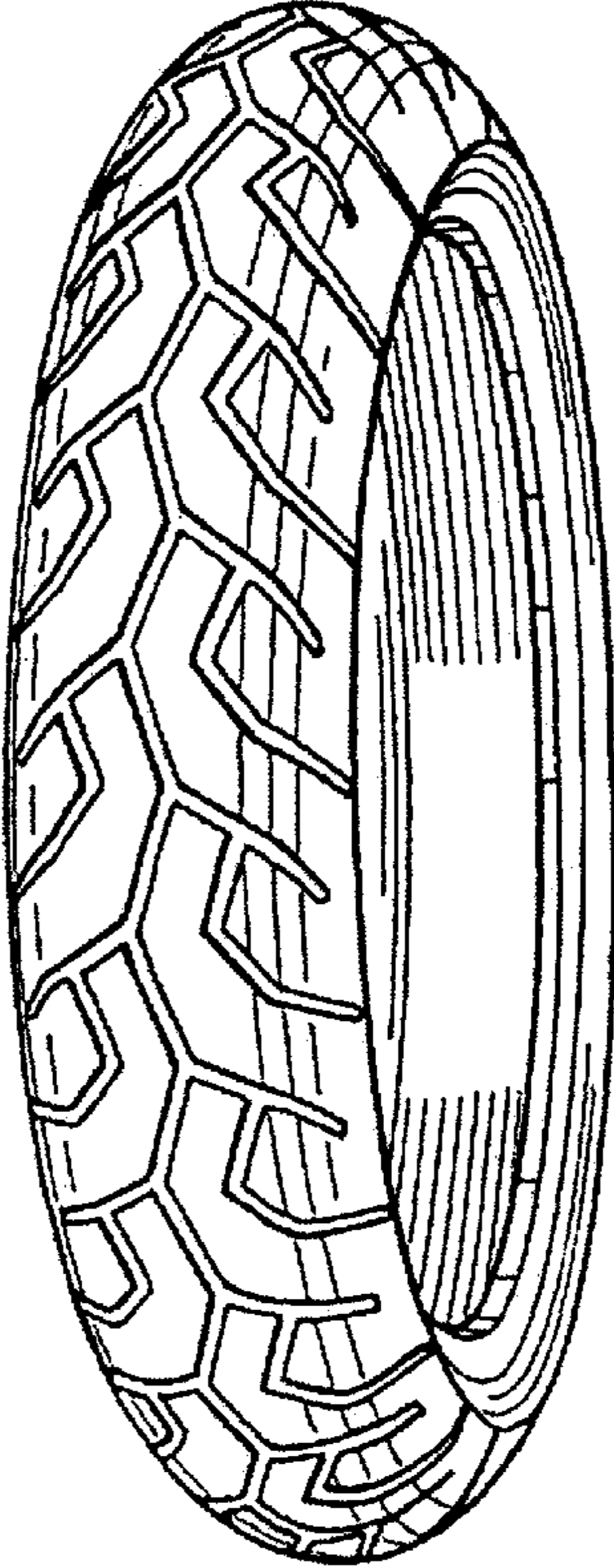


FIG. 2




FIG. 3

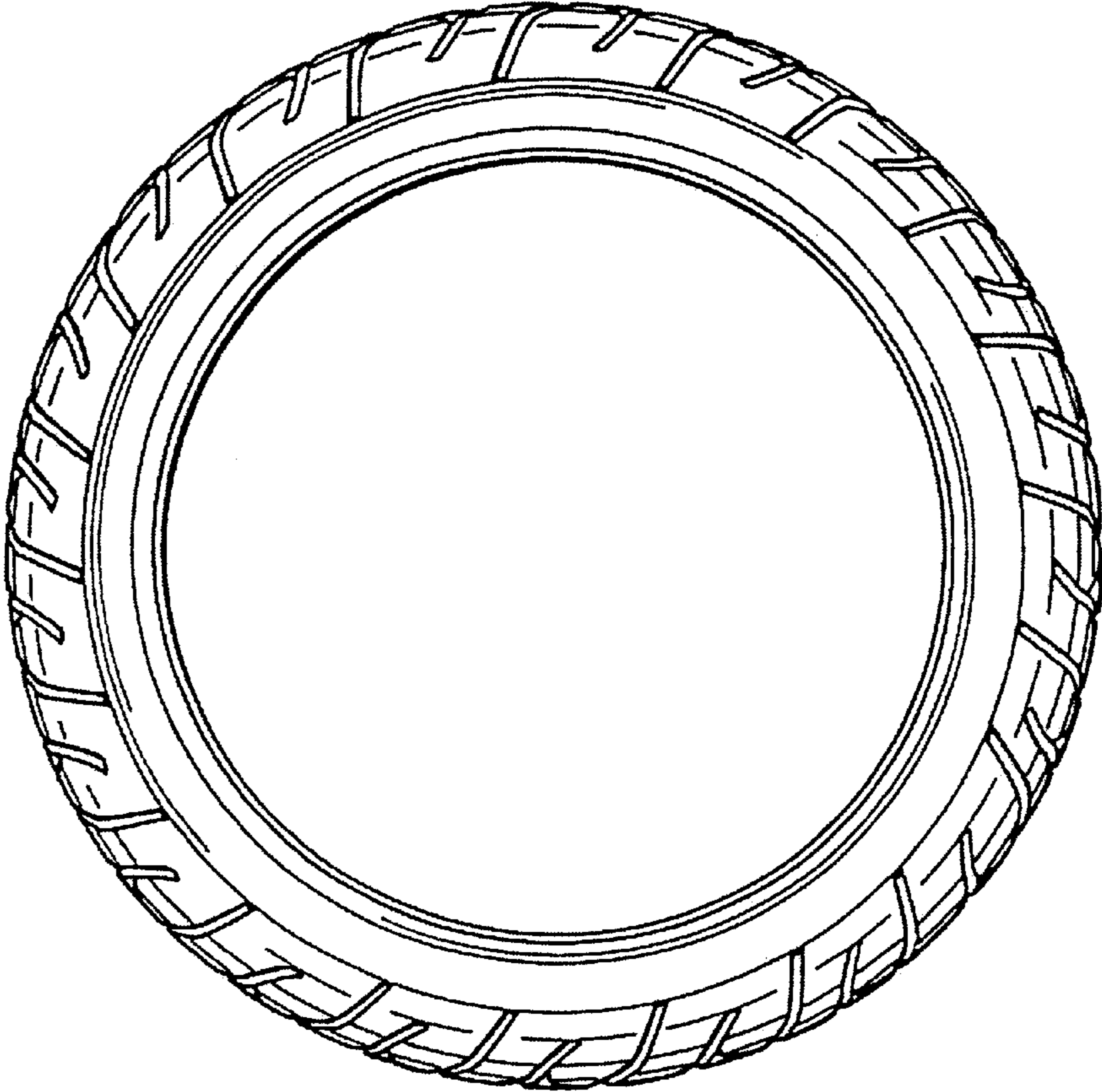


FIG. 4

