

US00D494112S1

(12) **United States Design Patent**
Marchese et al.

(10) **Patent No.: US D494,112 S**

(45) **Date of Patent: ** Aug. 10, 2004**

(54) **AUTOMOTIVE GRILLE**

D454,096 S * 3/2002 Marchese et al. D12/163

(76) Inventors: **Daniel Shea Marchese**, 6 Ginger Lily Ct., Coto de Caza, CA (US) 92679;
Jennifer Lynn Marchese, 6 Ginger Lily Ct., Coto de Caza, CA (US) 92679

* cited by examiner

Primary Examiner—Melody N. Brown

(**) Term: **14 Years**

(57) **CLAIM**

The ornamental design for an automotive grille, as shown and described.

(21) Appl. No.: **29/154,016**

DESCRIPTION

(22) Filed: **Jan. 15, 2002**

(51) **LOC (7) Cl.** **12-16**

(52) **U.S. Cl.** **D12/163**

(58) **Field of Search** D12/163, 171,
D12/90-92; 180/86.1, 86.2; 296/194

FIG. 1 is a front view of an automotive grille according to our invention.

FIG. 2 is a rear view of the automotive grille.

FIG. 3 is a top view of the automotive grille.

FIG. 4 is a bottom view of the automotive grille.

FIG. 5 is a right side view of the automotive grille; and,

FIG. 6 is a left side view of the automotive grille.

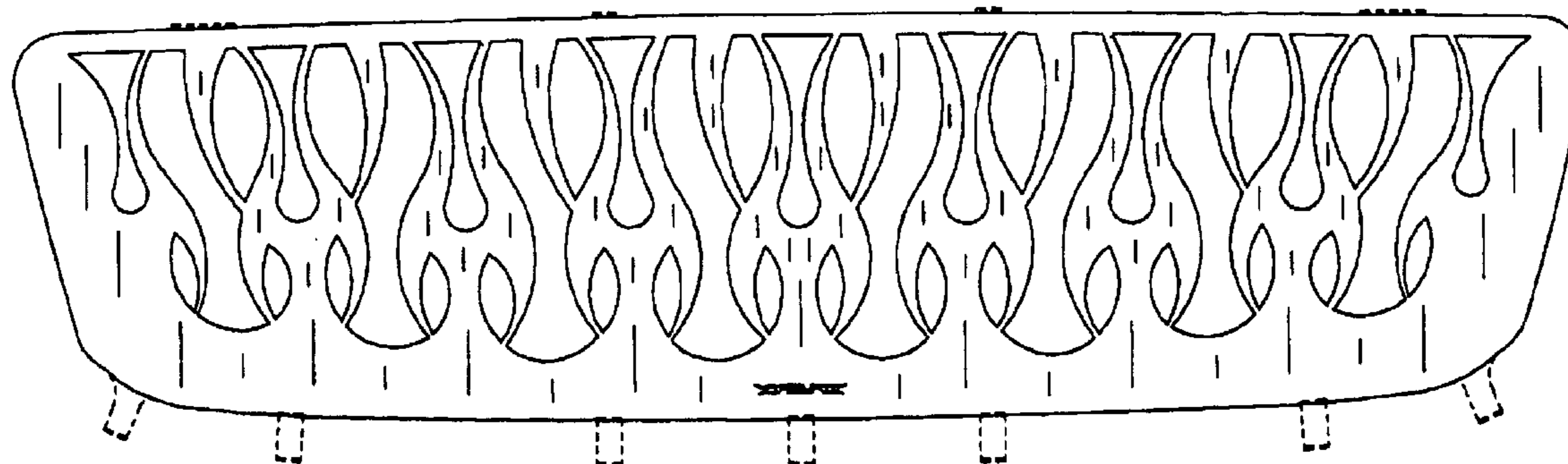
The broken lines shown throughout the drawing are for illustrative purposes only and form no part of the claimed design.

(56) **References Cited**

U.S. PATENT DOCUMENTS

- D324,360 S * 3/1992 Ueno D12/163
- D361,968 S * 9/1995 Oyama D12/163
- D377,158 S * 1/1997 Grimaldi D12/126

1 Claim, 2 Drawing Sheets



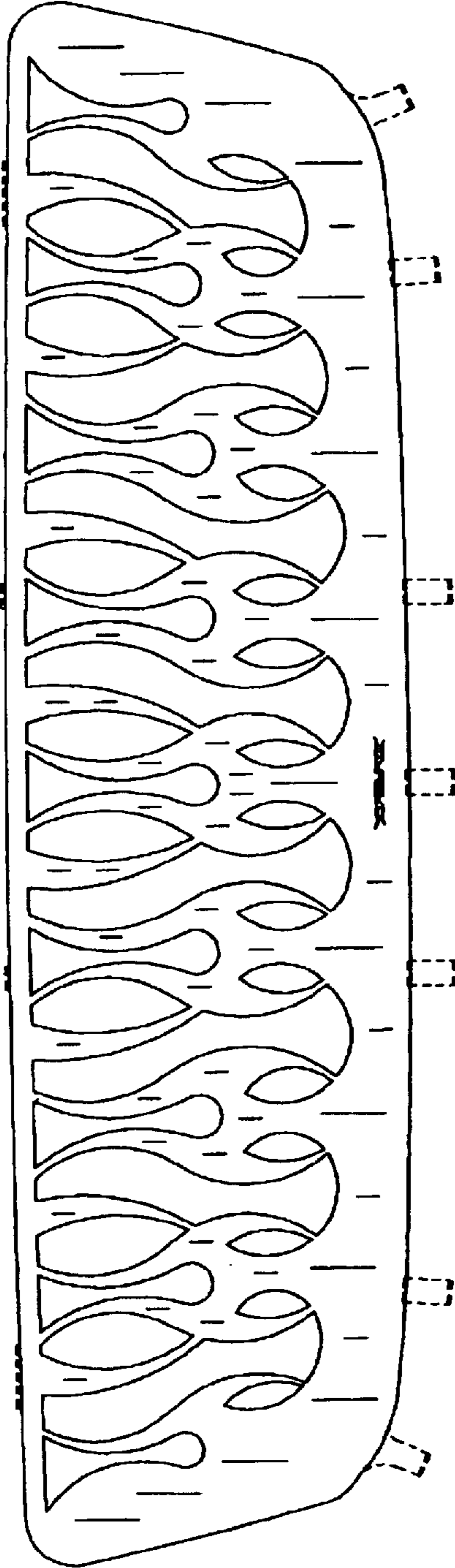


FIG. 1

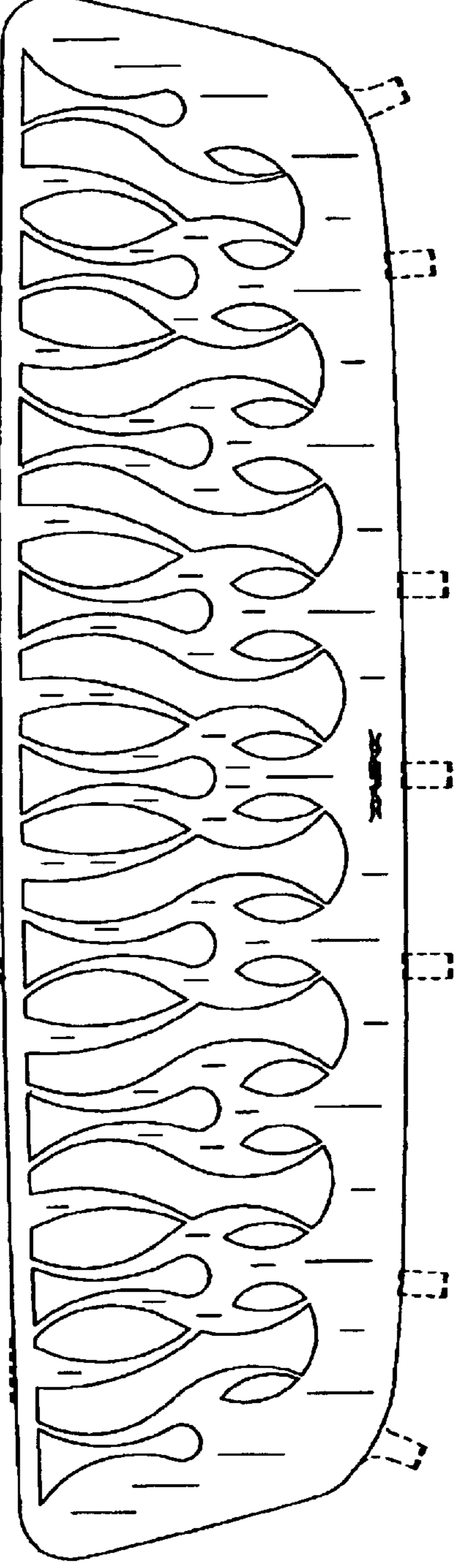


FIG. 2



Fig. 3



Fig. 4



Fig. 5



Fig. 6