



US00D494084S1

(12) **United States Design Patent**  
**Sanghavi et al.**

(10) **Patent No.:** **US D494,084 S**

(45) **Date of Patent:** **\*\* Aug. 10, 2004**

(54) **JEWELRY ARTICLE**

(75) Inventors: **Jignesh Navinchandra Sanghavi,**  
Kowloon (HK); **Mukeshkumar**  
**Becherbhai Khunt,** Kowloon (HK)

(73) Assignee: **Karp Jewellery Mfg HK Ltd.,**  
Kowloon (HK)

(\*\*) Term: **14 Years**

(21) Appl. No.: **29/184,024**

(22) Filed: **Sep. 4, 2003**

(51) **LOC (7) Cl.** ..... **11-01**

(52) **U.S. Cl.** ..... **D11/90**

(58) **Field of Search** ..... D11/1, 2, 26-29,  
D11/89-92; 63/26-28, 32

(56) **References Cited**

**U.S. PATENT DOCUMENTS**

D242,276 S \* 11/1976 Saltzman ..... D11/90

D242,376 S \* 11/1976 Saltzman ..... D11/90

D375,914 S \* 11/1996 Harris et al. .... D11/90

D416,510 S \* 11/1999 Han ..... D11/90

D462,636 S \* 9/2002 Elishyov ..... D11/90

D462,921 S \* 9/2002 Golay ..... D11/90

D463,314 S \* 9/2002 Elishyov ..... D11/90

\* cited by examiner

*Primary Examiner*—Ralf Seifert

(74) *Attorney, Agent, or Firm*—Richard B. Klar, Esq.


(57) **CLAIM**

A design for a jewelry article, substantially as shown.

**DESCRIPTION**

FIG. 1 is a top view of the invention;  
FIG. 2 is a front view of the invention; and,  
FIG. 3 is a rear view.

**1 Claim, 2 Drawing Sheets**






FIG. 1

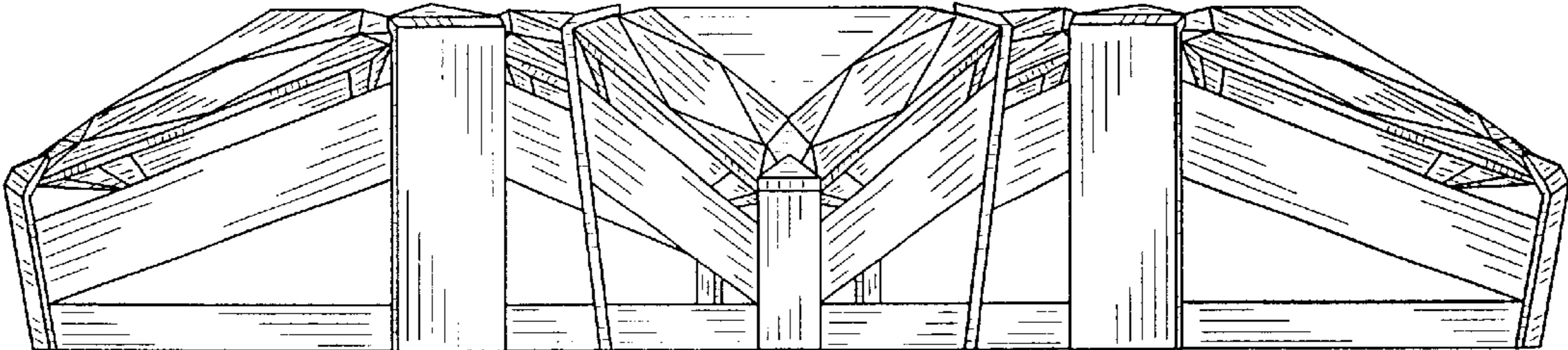


FIG. 2




FIG. 3