



US00D494072S1

(12) **United States Design Patent**
Bitetto

(10) **Patent No.:** **US D494,072 S**

(45) **Date of Patent:** **** Aug. 10, 2004**

(54) **WATCH**

D447,428 S * 9/2001 Modolo D10/39
D471,468 S * 3/2003 Houlihan D10/30
D485,767 S * 1/2004 Lalo D10/30

(75) **Inventor:** **Francesco Bitetto, Valenzano (IT)**

* cited by examiner

(73) **Assignee:** **Time Force Europe SpA, Bari (IT)**

Primary Examiner—Nelson C. Holtje

(**) **Term:** **14 Years**

(74) *Attorney, Agent, or Firm*—Akin Gump Strauss Hauer & Feld, L.L.P.

(21) **Appl. No.:** **29/194,605**

(22) **Filed:** **Nov. 26, 2003**

(57) **CLAIM**

(30) **Foreign Application Priority Data**

The ornamental design for a watch, as shown and described.

May 30, 2003 (EP) I 35274

DESCRIPTION

(51) **LOC (7) Cl.** **10-02**

FIG. 1 is a front view of watch in accordance with my new design;

(52) **U.S. Cl.** **D10/39**

FIG. 2 is a right-side view thereof;

(58) **Field of Search** D10/1-40, 122-132;
368/280-282, 276-277, 285, 294-295

FIG. 3 is a left-side view thereof;

FIG. 4 is a rear view thereof;

(56) **References Cited**

FIG. 5 is a bottom view thereof;

U.S. PATENT DOCUMENTS

FIG. 6 is a top view thereof; and,

FIG. 7 is a perspective view thereof.

D318,809 S * 8/1991 Bourquin et al. D10/39

D402,211 S * 12/1998 Miyake et al. D10/39

1 Claim, 7 Drawing Sheets





Fig. 1




Fig. 2



Fig. 3




Fig. 4

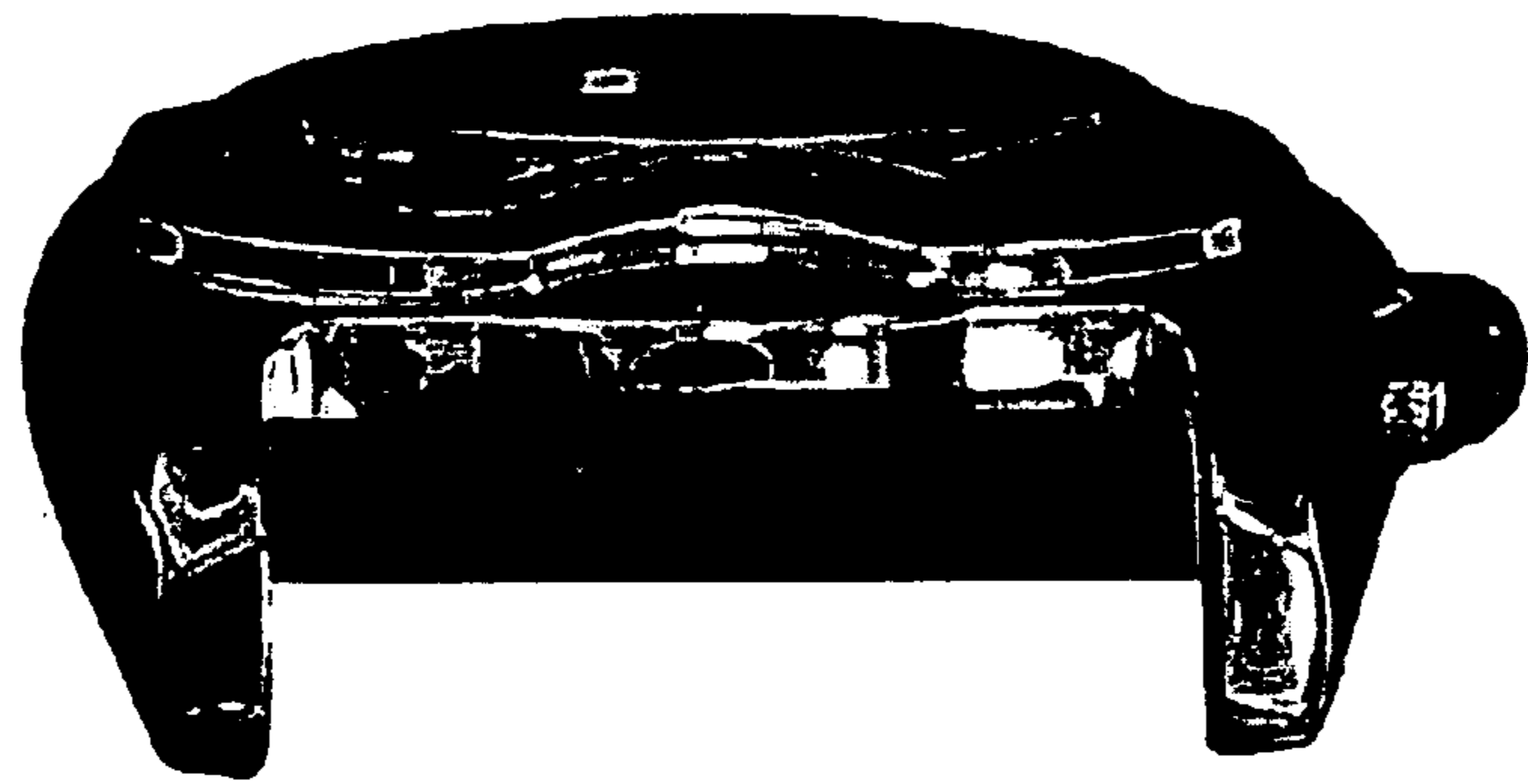


Fig. 5

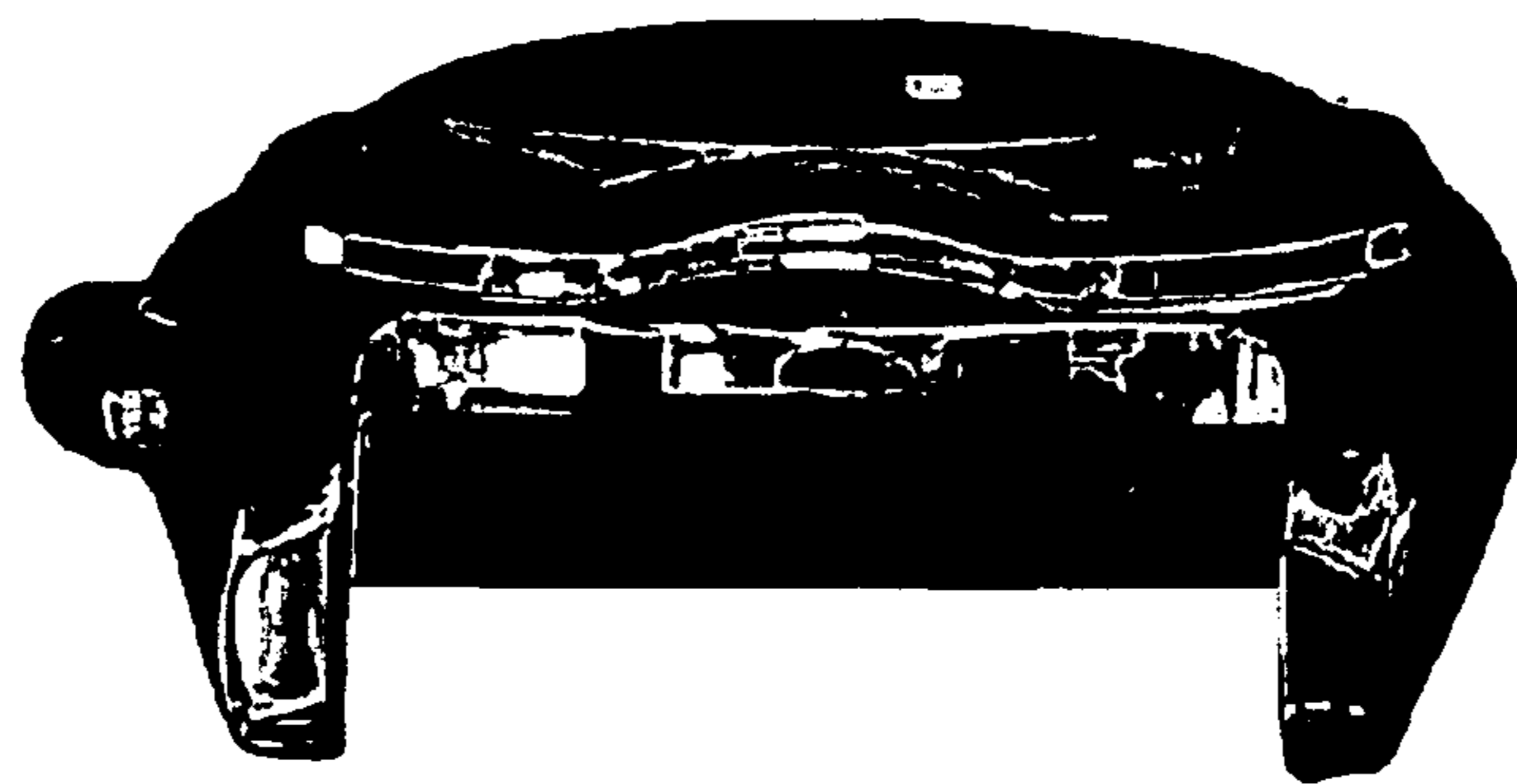


Fig. 6



Fig. 7