



US00D494053S1

(12) **United States Design Patent**  
**Fahy et al.**

(10) **Patent No.:** **US D494,053 S**

(45) **Date of Patent:** **\*\* Aug. 10, 2004**

(54) **FOUNTAIN FINIAL**

(75) Inventors: **David Fahy**, San Diego, CA (US);  
**Brian Graves**, San Diego, CA (US);  
**Poho Shyu**, San Diego, CA (US)

(73) Assignee: **Beme International, LLC**, San Diego,  
CA (US)

(\*\*) Term: **14 Years**

(21) Appl. No.: **29/193,380**

(22) Filed: **Nov. 7, 2003**

(51) **LOC (7) Cl.** ..... **08-05**

(52) **U.S. Cl.** ..... **D8/378**

(58) **Field of Search** ..... D8/376, 378; D26/154;  
428/28

(56) **References Cited**

**U.S. PATENT DOCUMENTS**

D76,082 S \* 8/1928 Vermillion ..... D8/378  
D389,047 S \* 1/1998 Smiley et al. .... D8/378

\* cited by examiner

*Primary Examiner*—Holly Baynham  
(74) *Attorney, Agent, or Firm*—Fish & Richardson P.C.;  
Fred C. Hernandez

(57) **CLAIM**

The ornamental design for a fountain finial, as shown.

**DESCRIPTION**

FIG. 1 shows a perspective view of a fountain finial incorporating the design;

FIG. 2 shows a front elevational view of the fountain finial shown in FIG. 1;


FIG. 3 shows a right side elevational view of the fountain finial shown in FIG. 1;


FIG. 4 shows a left side elevational view of the fountain finial shown in FIG. 1;

FIG. 5 shows a top plan view of the fountain finial shown in FIG. 1; and,

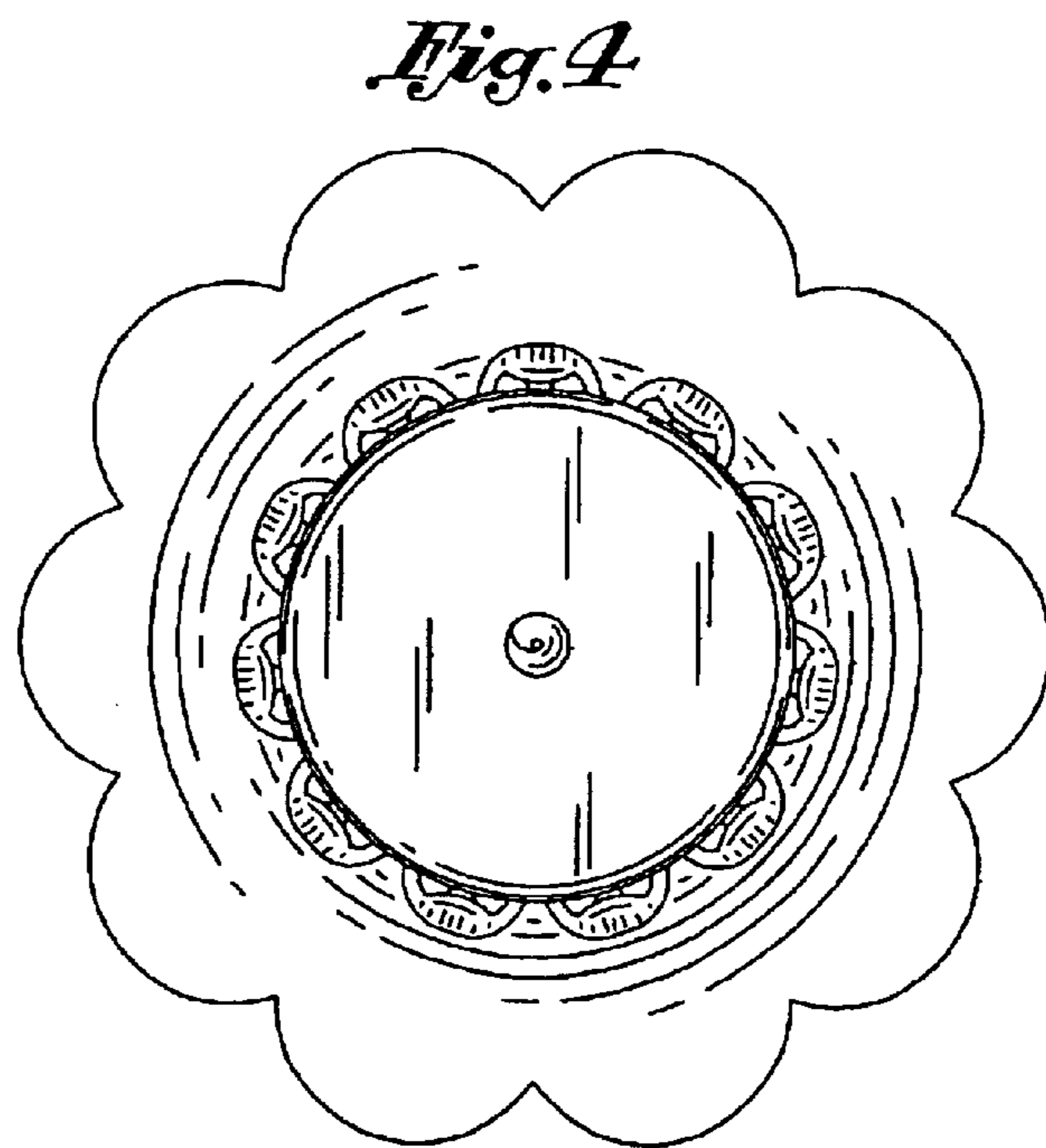


FIG. 6 shows a bottom plan view of the fountain finial shown in FIG. 1.


**1 Claim, 3 Drawing Sheets**



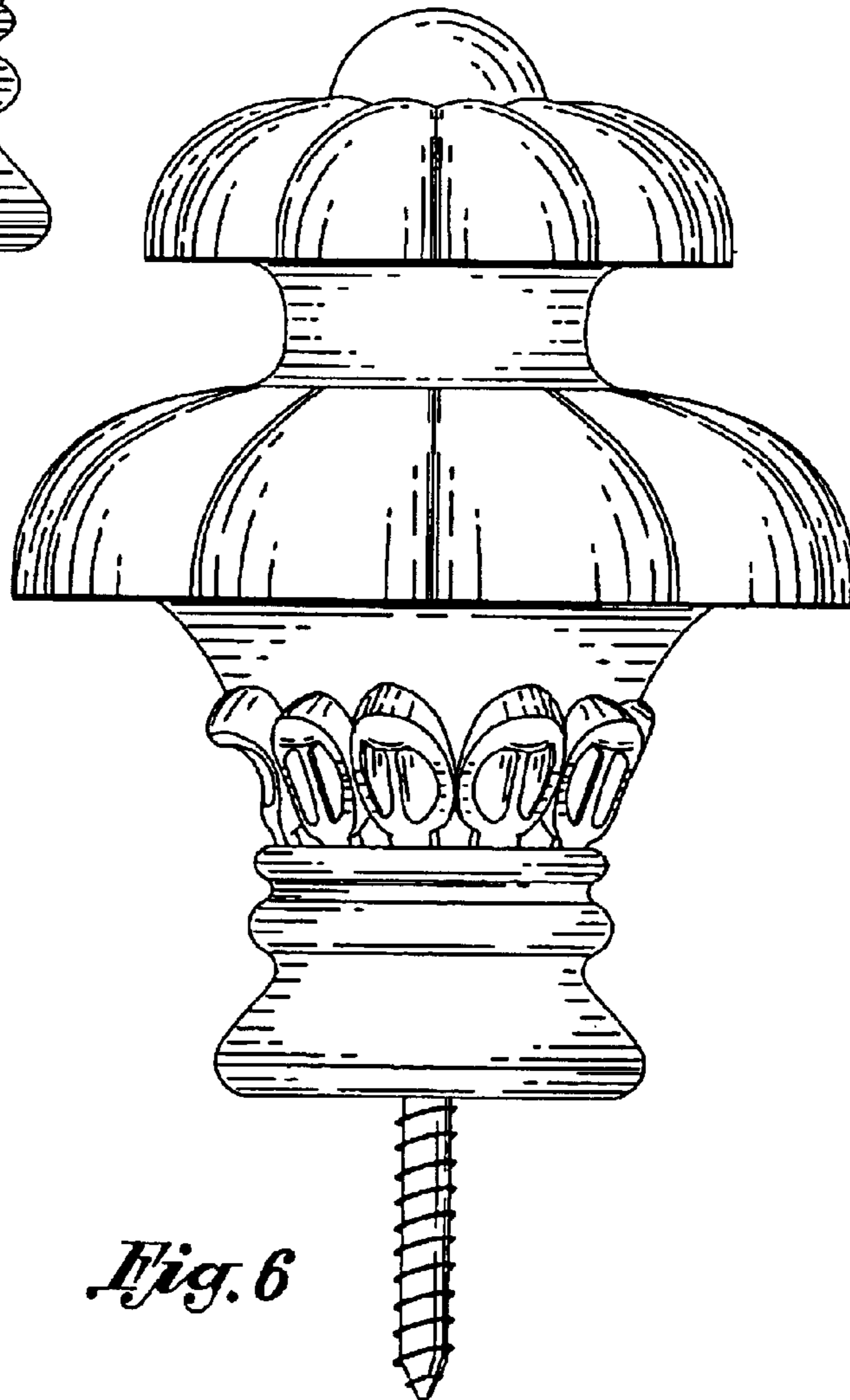


*Fig. 1*





*Fig. 5*



*Fig. 6*