

US00D494052S1

(12) **United States Design Patent**
Winter et al.

(10) **Patent No.: US D494,052 S**
(45) **Date of Patent: ** Aug. 10, 2004**

(54) **END CAP FOR SHOWER ROD**
(75) Inventors: **Paul Winter**, Newark, DE (US); **Jose Suero, Jr.**, Newark, DE (US)
(73) Assignee: **Zenith Products Corp.**, New Castle, DE (US)
(**) Term: **14 Years**

D391,842 S * 3/1998 Sartini et al. D8/376
D405,995 S * 2/1999 Harris D6/524
D431,948 S * 10/2000 Chen D6/524
D443,813 S * 6/2001 Harwanko D8/376
D452,790 S * 1/2002 Chen D6/524
D453,433 S * 2/2002 Gilbert et al. D6/524
D466,350 S * 12/2002 Tai D6/550
D466,799 S * 12/2002 Suero, Jr. D8/376
D481,234 S * 10/2003 Lai D6/524

* cited by examiner

(21) Appl. No.: **29/189,262**
(22) Filed: **Aug. 29, 2003**

Primary Examiner—Brian N. Vinson
(74) *Attorney, Agent, or Firm*—Edgar A. Zarins; Lloyd D. Doigan

(51) **LOC (7) Cl.** **08-05**
(52) **U.S. Cl.** **D8/376; D6/550**
(58) **Field of Search** D6/546–550, 518–519,
D6/522–524; D8/300, 303, 315–321; 108/28–29;
211/13.1, 16, 60.1, 86.01, 87.01, 88.01,
88.04, 100, 105.1–105.2, 123, 181.1, 182;
248/175, 176.1, 251, 302; 16/110.1, 412,
415; 242/570, 590, 595–598

(57) **CLAIM**

The ornamental design for an end cap for shower rod, as shown and described.

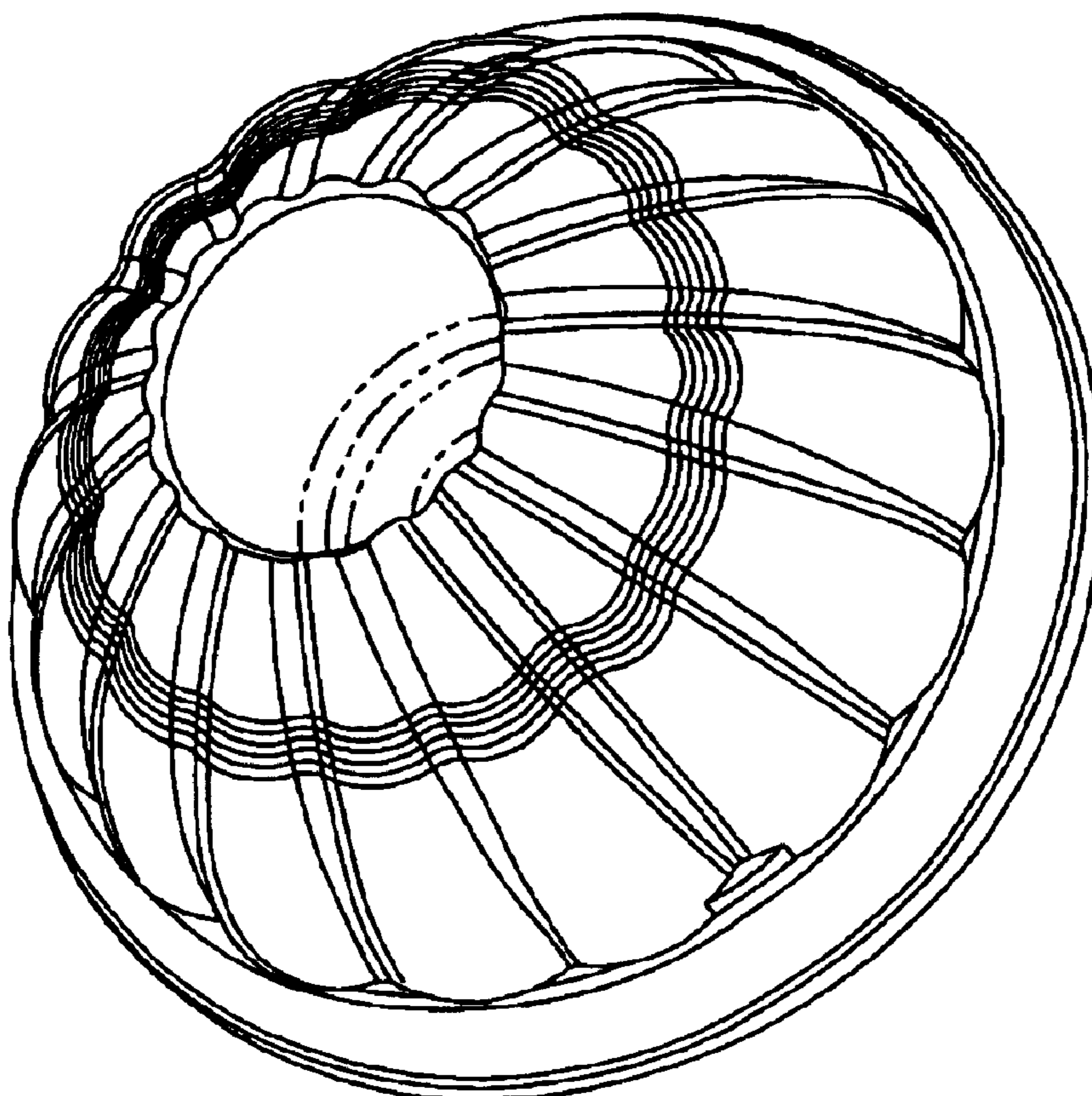
DESCRIPTION

FIG. 1 is a perspective view of an end cap for shower rod showing our new design; FIG. 2 is a front elevational view thereof; and, FIG. 3 is a side view thereof. The broken-line disclosure in the view is for illustrative purposes only and forms no part of the claimed design.

(56) **References Cited**
U.S. PATENT DOCUMENTS

D300,238 S * 3/1989 Kohler et al. D6/524 X
D327,421 S * 6/1992 Pagan D8/376
D361,671 S * 8/1995 Sharpe D6/323

1 Claim, 1 Drawing Sheet



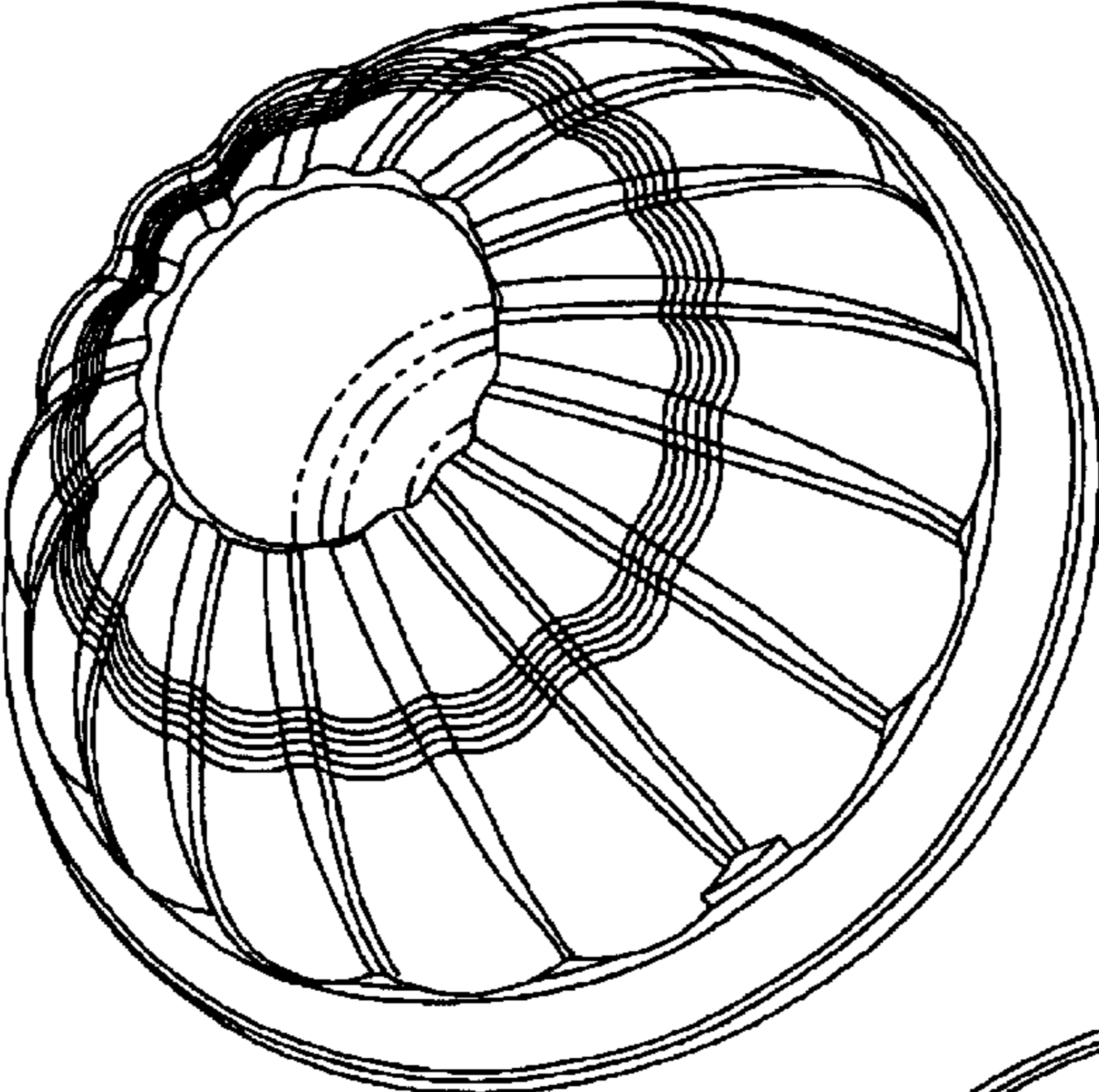


Fig-1

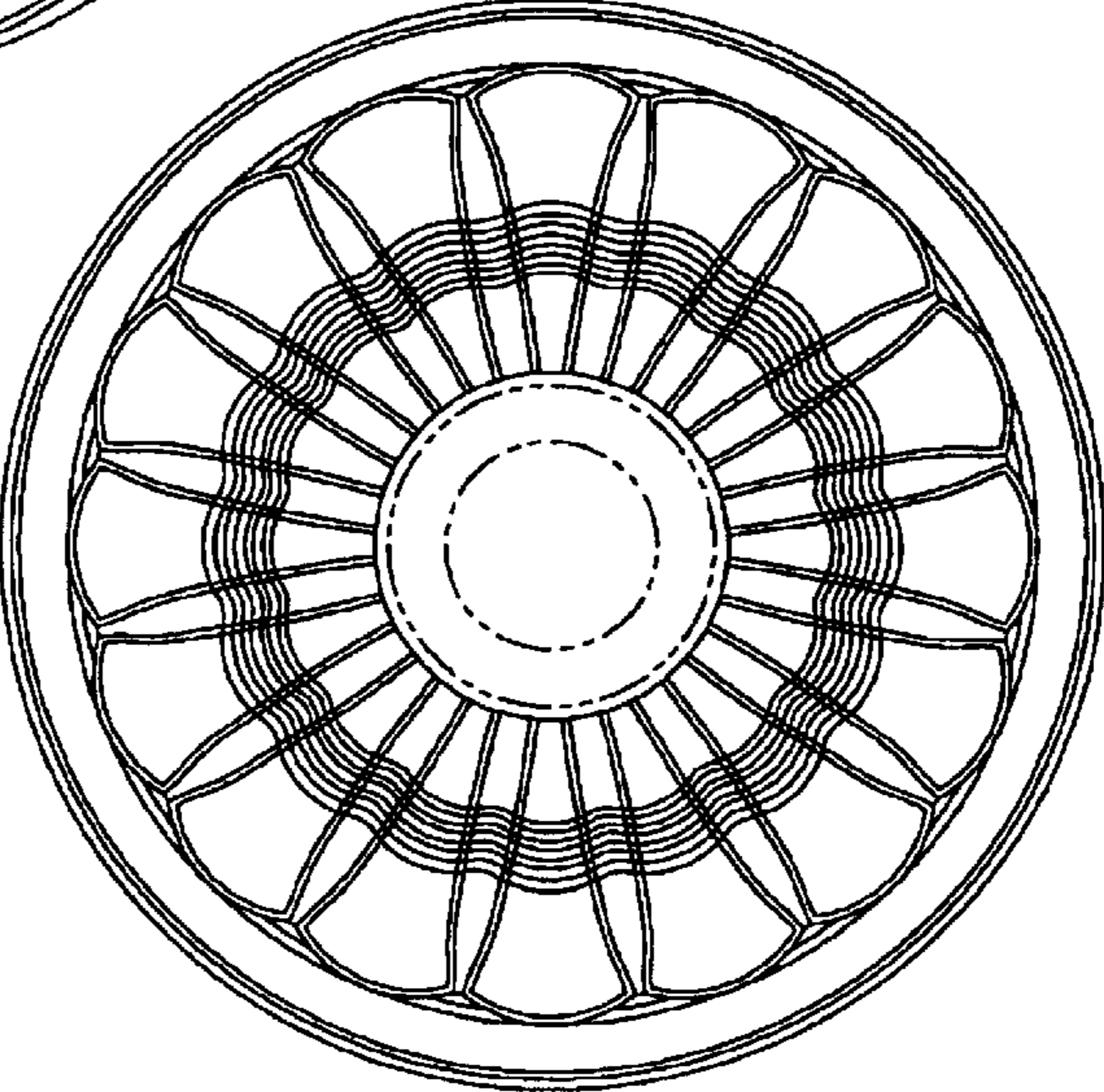


Fig-2




Fig-3