

US00D494040S1

(12) **United States Design Patent**
Phillips

(10) **Patent No.:** **US D494,040 S**

(45) **Date of Patent:** **** Aug. 10, 2004**

(54) **HAND TOOL HANDLE**

(75) **Inventor:** **William J. Phillips**, Bolingbrook, IL (US)

(73) **Assignee:** **WMH Tool Group, Inc.**, Elgin, IL (US)

(**) **Term:** **14 Years**

(21) **Appl. No.:** **29/193,327**

(22) **Filed:** **Nov. 7, 2003**

(51) **LOC (7) Cl.** **08-05**

(52) **U.S. Cl.** **D8/107; D8/52**

(58) **Field of Search** D8/52, 55, 56, D8/58, 107; 81/427.5, 3.6, 300, 313-317, 341, 342, 367-380, 415-417, 177.1-177.7; 16/110.1, 430, 431; 7/125-132

(56) **References Cited**

U.S. PATENT DOCUMENTS

D262,090 S	*	12/1981	Wahlberg	D8/58
D299,108 S	*	12/1988	Brdnik	D8/107
D395,217 S	*	6/1998	Start	D8/52
D418,031 S	*	12/1999	Khachatoorian	D8/58
D479,789 S	*	9/2003	Brantley	D8/107
6,708,359 B2	*	3/2004	Butts	81/423

* cited by examiner

Primary Examiner—Clare E Heflin

(74) *Attorney, Agent, or Firm*—Fitch, Even, Tabin & Flannery

(57) **CLAIM**

I claim the ornamental design for a hand tool handle, as shown and described.

DESCRIPTION

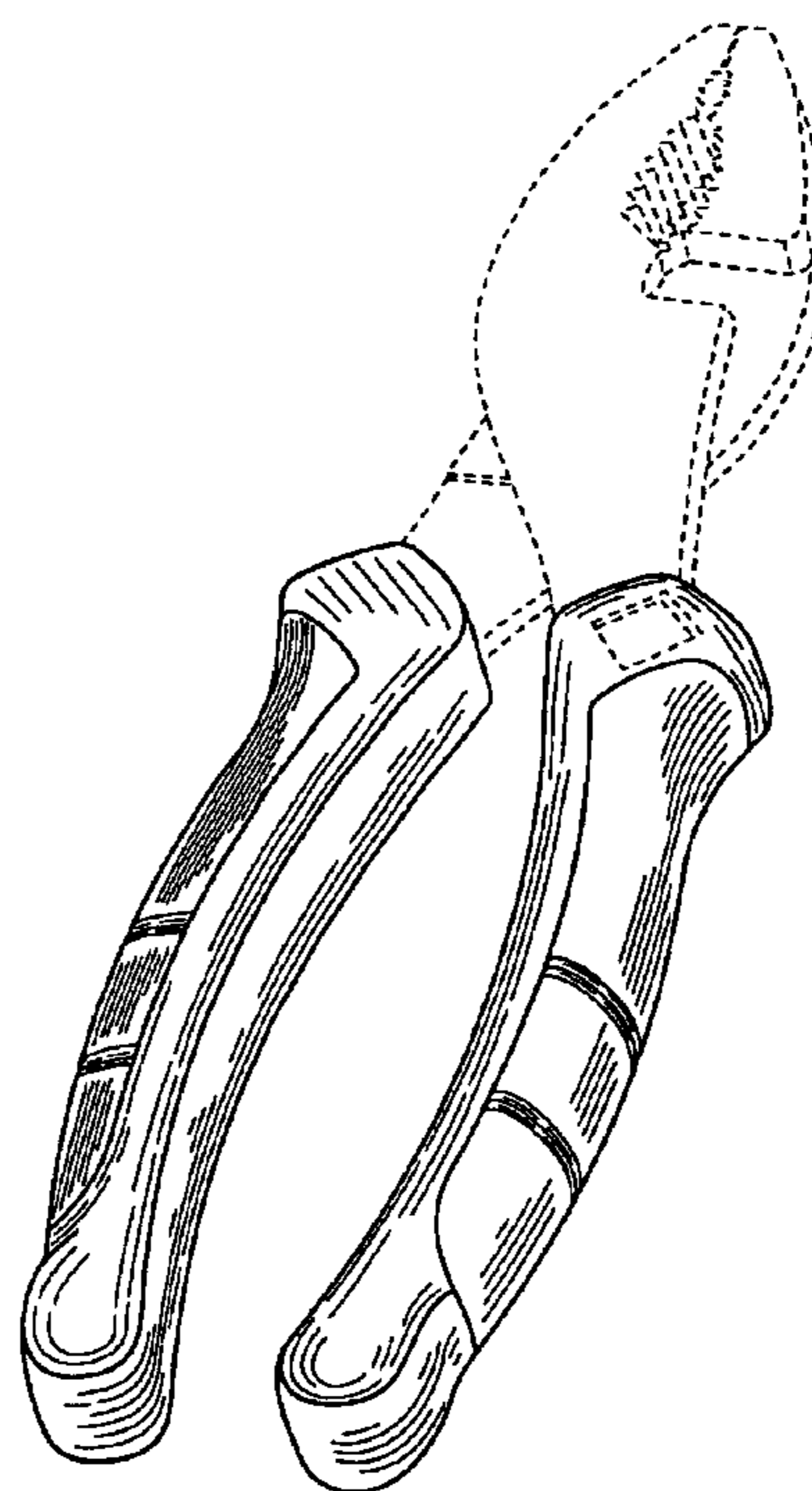
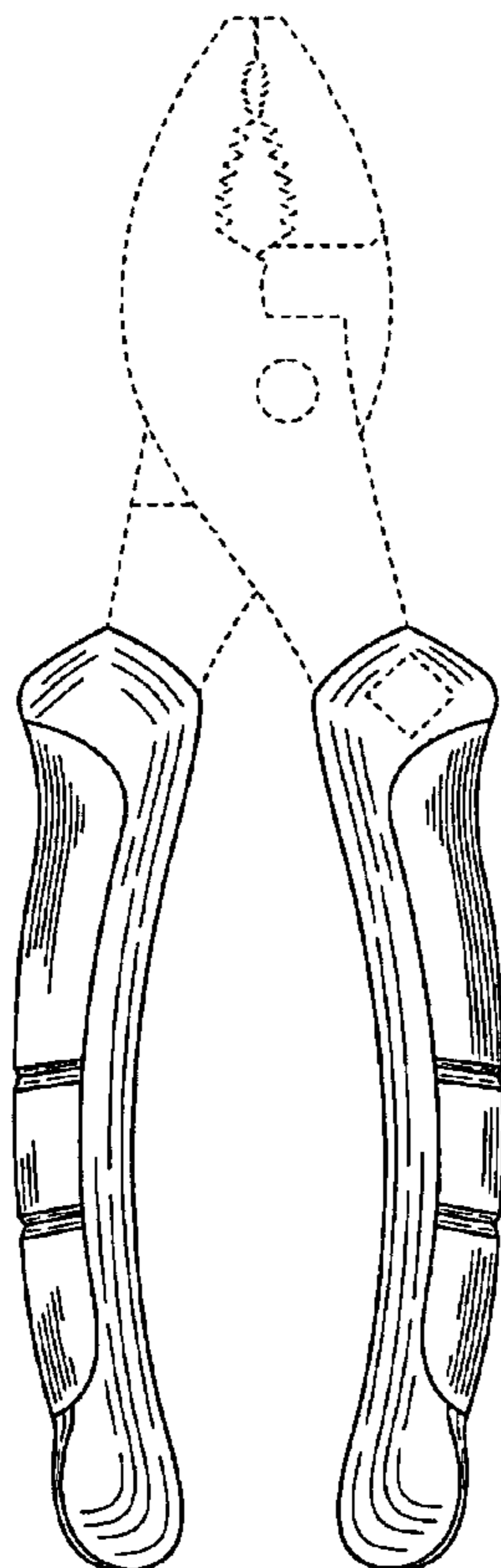
FIG. 1 is a perspective view of a hand tool handle according to my new design, the broken lines of the hand tool handle are for illustrative purposes only and form no part of the claimed design;

FIG. 2 is a front elevational view of the hand tool handle of FIG. 1, the broken lines of the hand tool handle are for illustrative purposes only and form no part of the claimed design, the rear elevational view being an identical image thereof;

FIG. 3 is a side elevational view of the hand tool handle of FIG. 1, the broken lines of the hand tool handle are for illustrative purposes only and form no part of the claimed design, the opposite side elevational view being an identical image thereof; and,

FIG. 4 is another perspective view of the hand tool of FIG. 1, the broken lines of the hand tool handle are for illustrative purposes only and form no part of the claimed design.

1 Claim, 3 Drawing Sheets



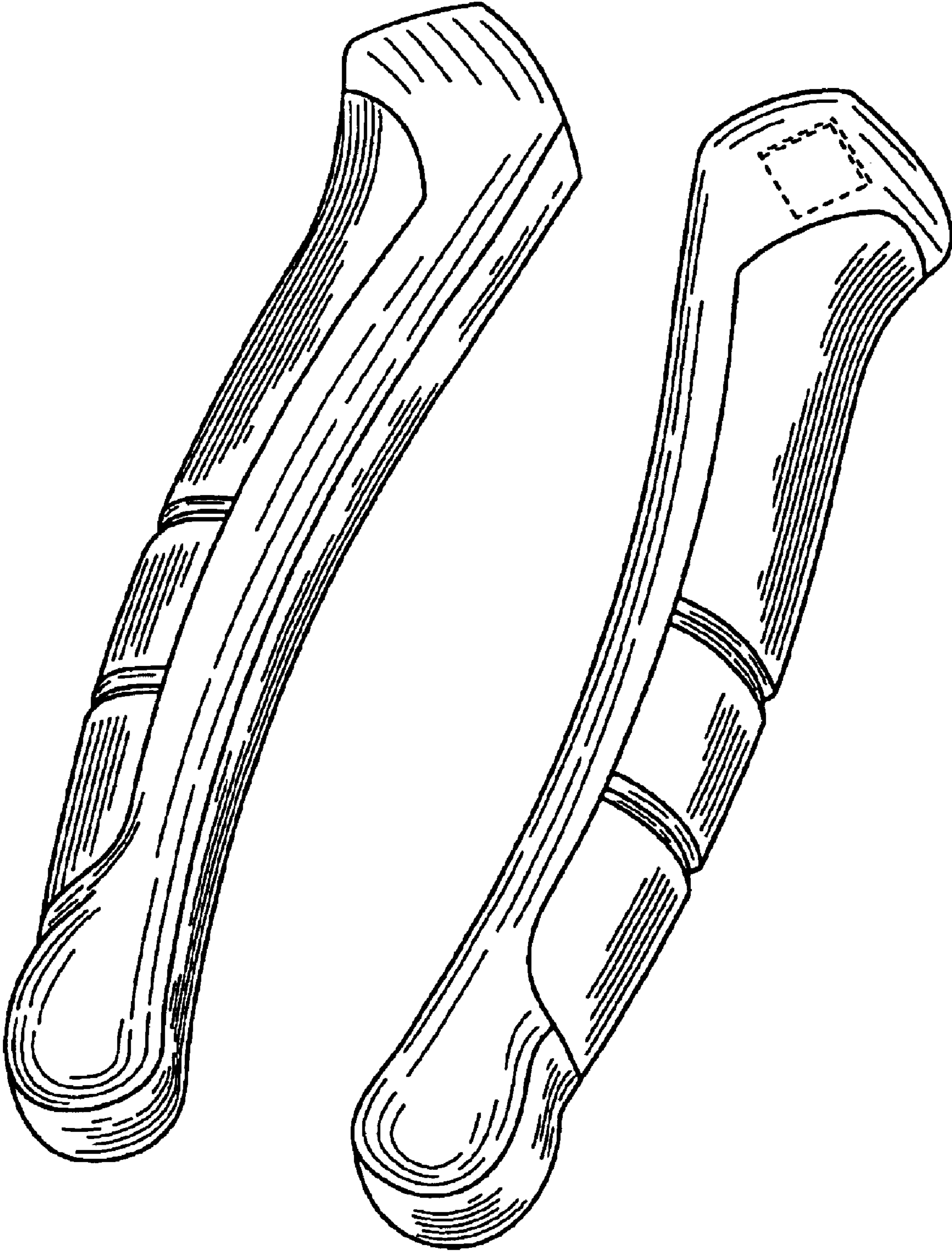


FIG. 1

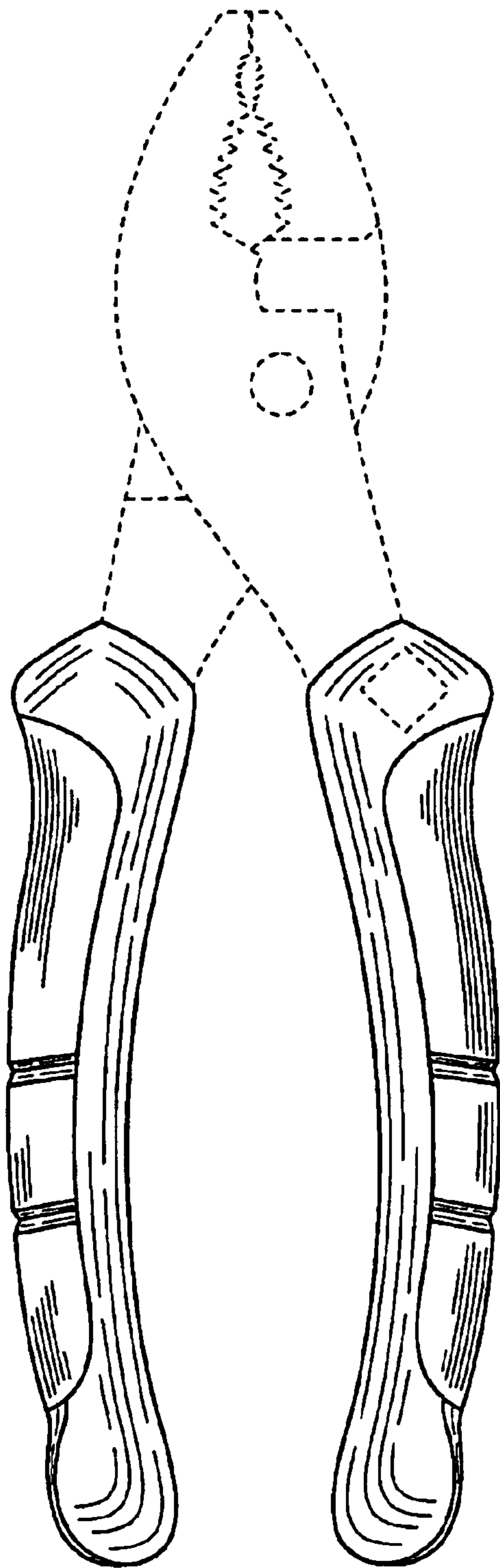


FIG. 2

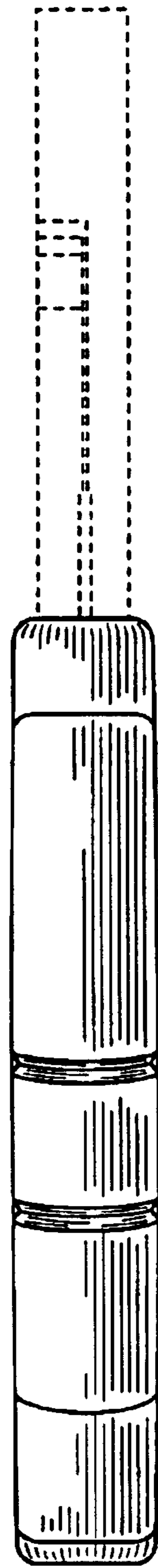


FIG. 3

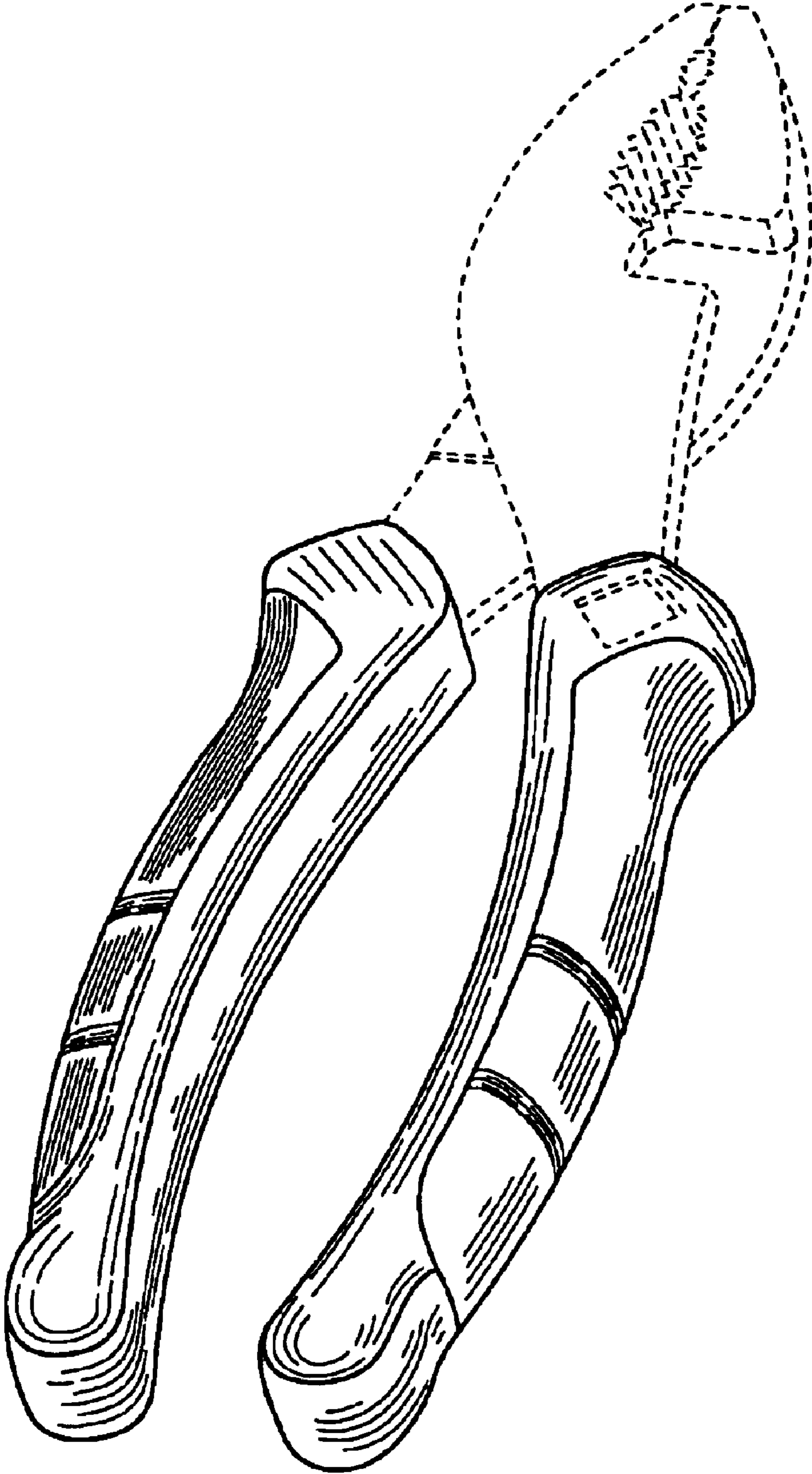


FIG. 4