

US00D494038S1

(12) **United States Design Patent**  
**Shih**

(10) **Patent No.:** **US D494,038 S**

(45) **Date of Patent:** **\*\* Aug. 10, 2004**

(54) **HANDLE OF A TOOL**

(76) **Inventor:** **Leo Shih**, No. 3 Jingcheng 7<sup>th</sup> St.,  
Taichung (TW)

(\*\*) **Term:** **14 Years**

(21) **Appl. No.:** **29/187,935**

(22) **Filed:** **Aug. 8, 2003**

(51) **LOC (7) Cl.** ..... **08-05**

(52) **U.S. Cl.** ..... **D8/107; D8/83**

(58) **Field of Search** ..... D8/82-87, 107,  
D8/303; D7/402.1, 649, 395; 81/177.1-177.7,  
436, 439, 440, 489; 16/110.1, 421, 430,  
431

(56) **References Cited**

**U.S. PATENT DOCUMENTS**

190,459 A \* 5/1877 Wlikinson ..... 81/489  
D256,662 S \* 9/1980 Holland-Letz ..... D8/83

D398,507 S \* 9/1998 Thompson et al. .... D8/83  
D402,176 S \* 12/1998 Lauster et al. .... D8/83  
D411,428 S \* 6/1999 Scott ..... D8/83  
D422,475 S \* 4/2000 Su ..... D8/83

\* cited by examiner

*Primary Examiner*—Clare E Heflin

(74) *Attorney, Agent, or Firm*—W. Wayne Liauh

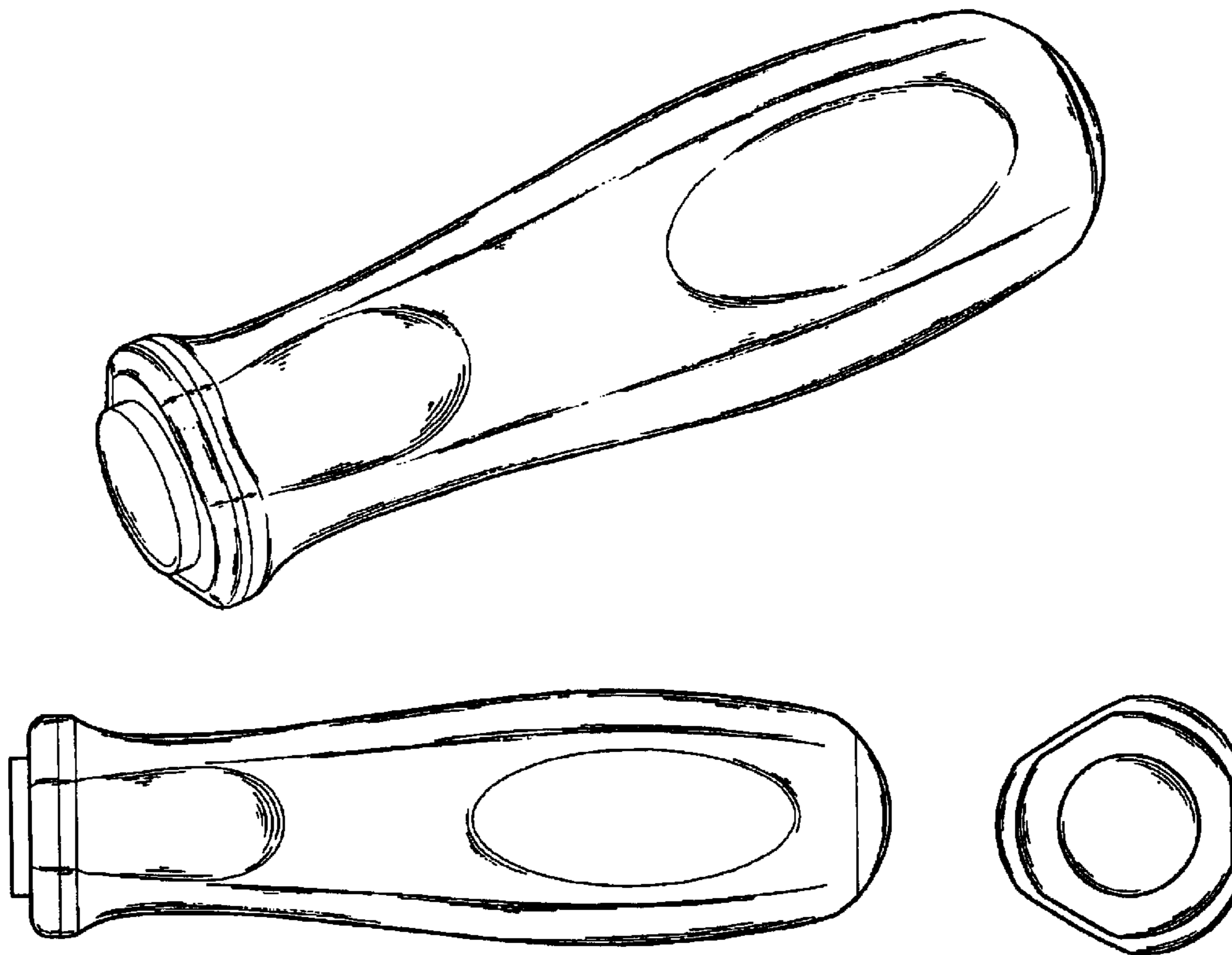
(57) **CLAIM**

The ornamental design for the handle of a tool, as shown.

**DESCRIPTION**

FIG. 1 is a perspective view of the present design;  
FIG. 2 is a front elevation of the present design.  
FIG. 3 is a rear elevation of the present design.  
FIG. 4 is a left elevation of the present design.  
FIG. 5 is a right elevation of the present design.  
FIG. 6 is a top plan view of the present design; and,  
FIG. 7 is a bottom plan view of the present design.

**1 Claim, 4 Drawing Sheets**



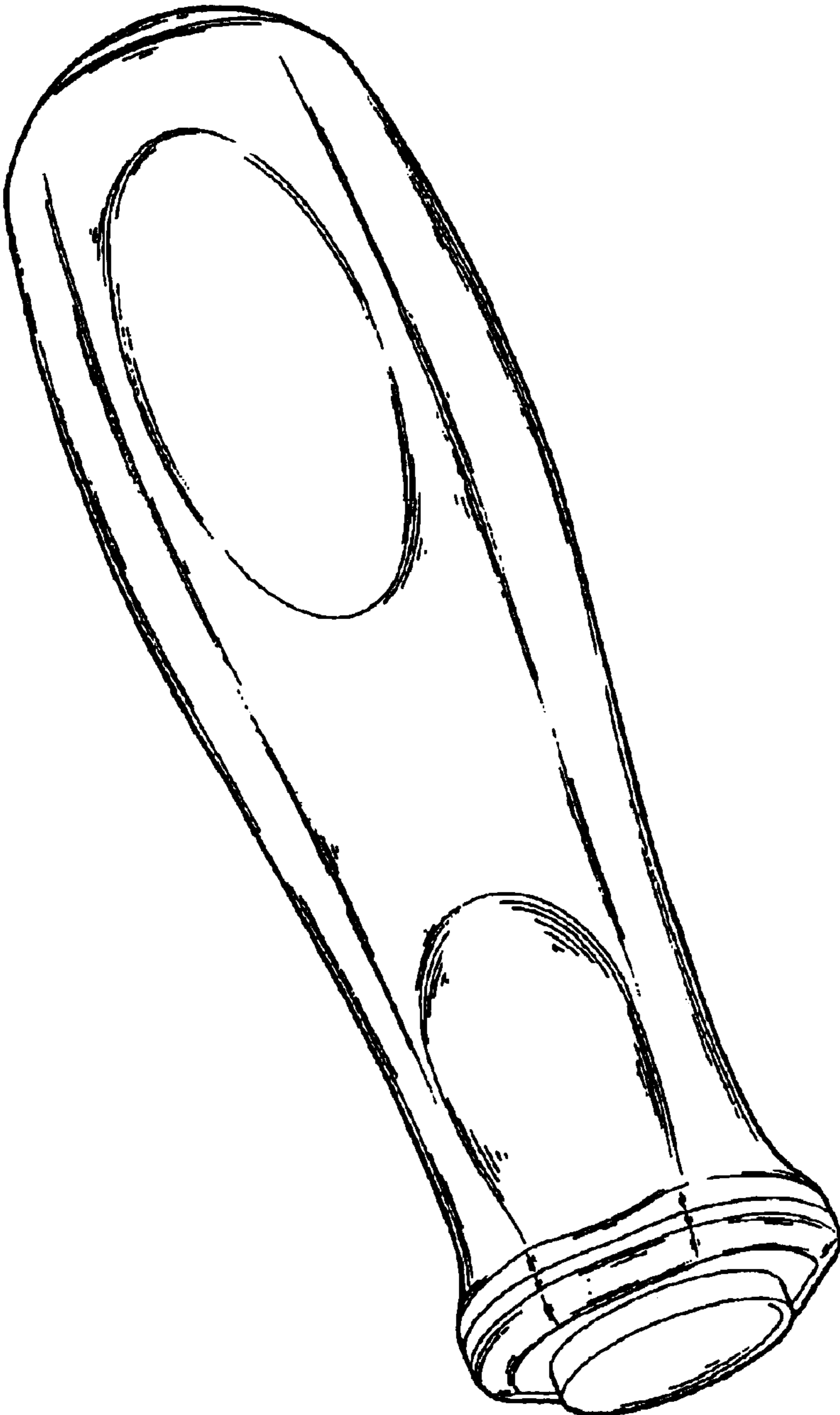




FIG. 1



F I G . 2



F I G . 3

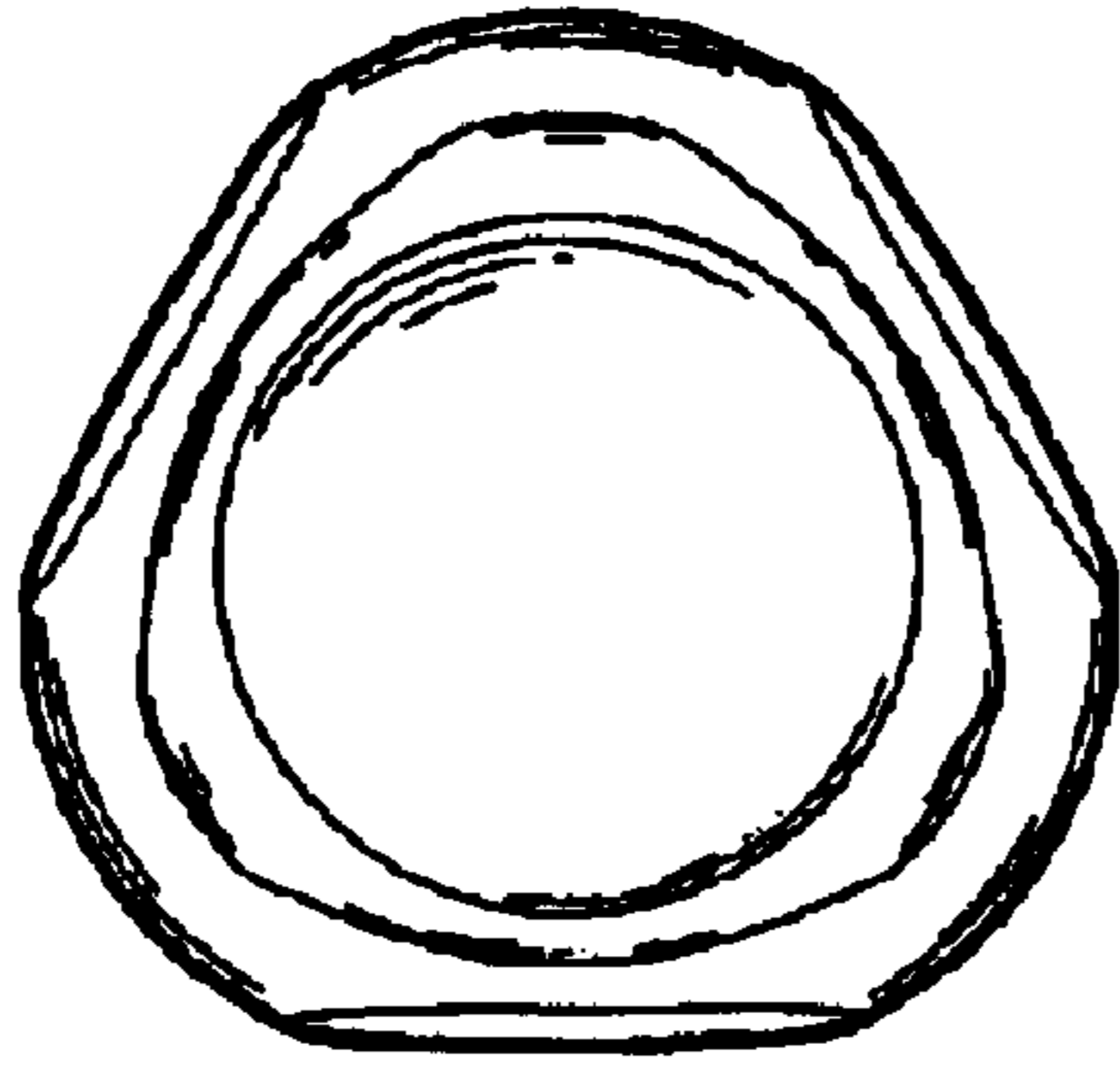


FIG. 5

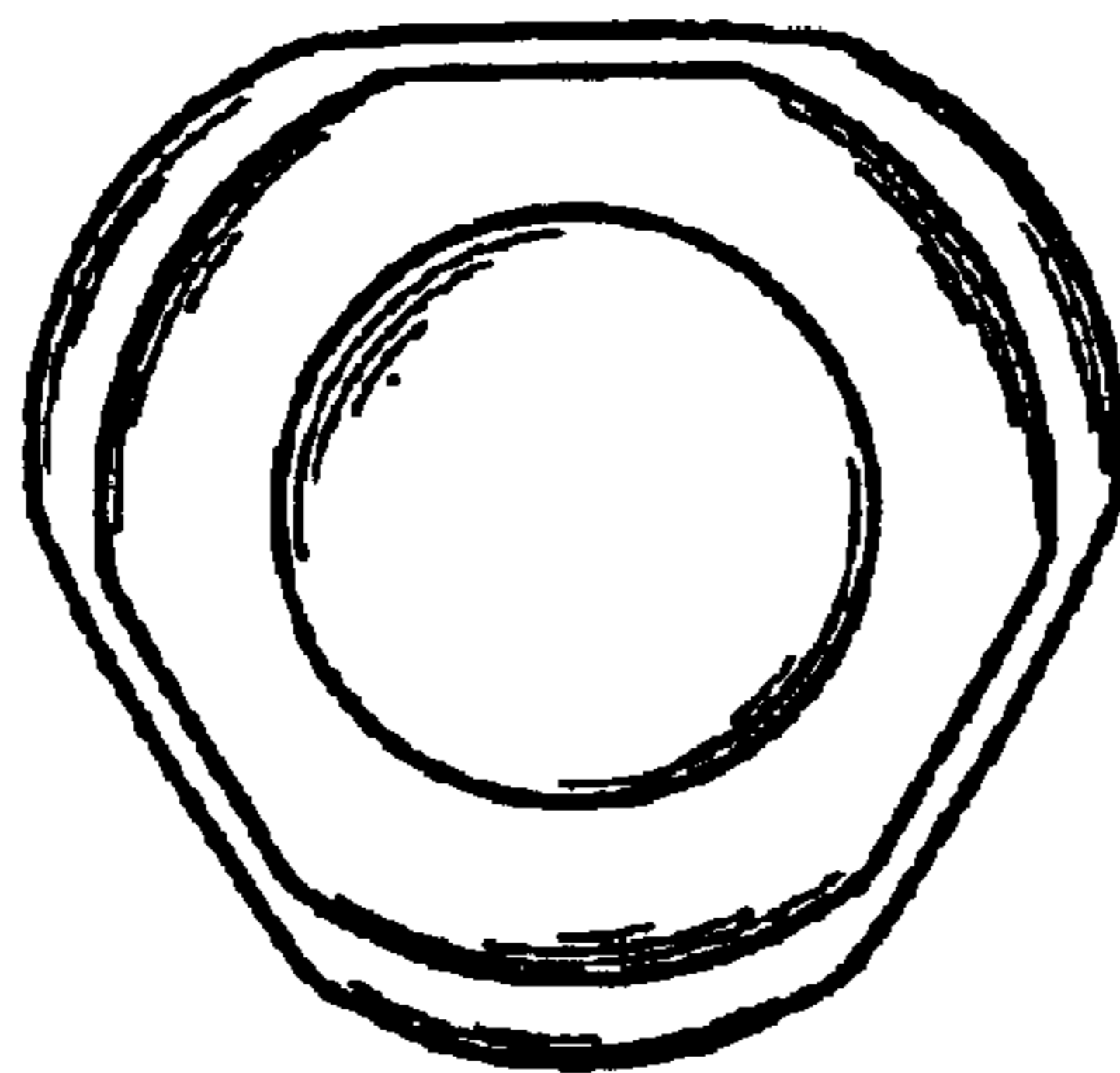


FIG. 4




FIG. 6



FIG. 7